



US00D789787S

(12) **United States Design Patent** (10) **Patent No.:** **US D789,787 S**
Lee et al. (45) **Date of Patent:** **** Jun. 20, 2017**

(54) **BOWL FOR INSTANT NOODLES**
(71) Applicant: **NONG SHIM CO., LTD.**, Seoul (KR)
(72) Inventors: **Kee-Roh Lee**, Suwon-si (KR);
Myung-Sik Kim, Siheung-si (KR);
Jae-Seong Jeon, Gunpo-si (KR);
Dong-Jin Lee, Seoul (KR)
(73) Assignee: **NONG SHIM CO., LTD.**, Seoul (KR)
(**) Term: **15 Years**

6,217,918 B1 4/2001 Oh et al.
D454,304 S 3/2002 Kim et al.
D465,154 S * 11/2002 O'Brien D9/428
D468,200 S 1/2003 Kim et al.
D471,444 S 3/2003 Kim et al.
D486,358 S * 2/2004 Dais D7/629
D532,689 S * 11/2006 Rotta D9/611
D541,147 S 4/2007 LaMasney
D551,909 S 10/2007 Eide et al.
D591,590 S 5/2009 Wilson et al.
D597,793 S 8/2009 Krueger et al.
D603,222 S 11/2009 Krueger et al.

(Continued)

(21) Appl. No.: **29/532,847**
(22) Filed: **Jul. 10, 2015**

OTHER PUBLICATIONS

NongShim Bowl Noodle Lobster Flavor, announced Mar. 2013, [online], site visited Oct. 13, 2016. Available from Internet, <URL: <http://www.bjramen.wordpress.com>>.*

(Continued)

Related U.S. Application Data

(63) Continuation-in-part of application No. 29/465,368, filed on Aug. 27, 2013, now abandoned.
(51) **LOC (10) Cl.** **09-03**
(52) **U.S. Cl.**
USPC **D9/429**
(58) **Field of Classification Search**
USPC D7/608, 641; D9/416, 417, 425, 428, D9/429, 431; 206/499, 501, 502, 821; 220/625, 656, 669, 670, 674; 229/123.1, 229/123.3, 125.35, 125.33, 400-407, 915, 229/939
CPC B65D 1/26; B65D 1/40; B65D 81/3453; B65D 2581/34; B65D 2581/3404; B65D 2581/3456
See application file for complete search history.

Primary Examiner — Ian Simmons
Assistant Examiner — Janice Lim
(74) *Attorney, Agent, or Firm* — Hauptman Ham, LLP

(57) **CLAIM**

The ornamental design for a bowl for instant noodles, as shown and described.

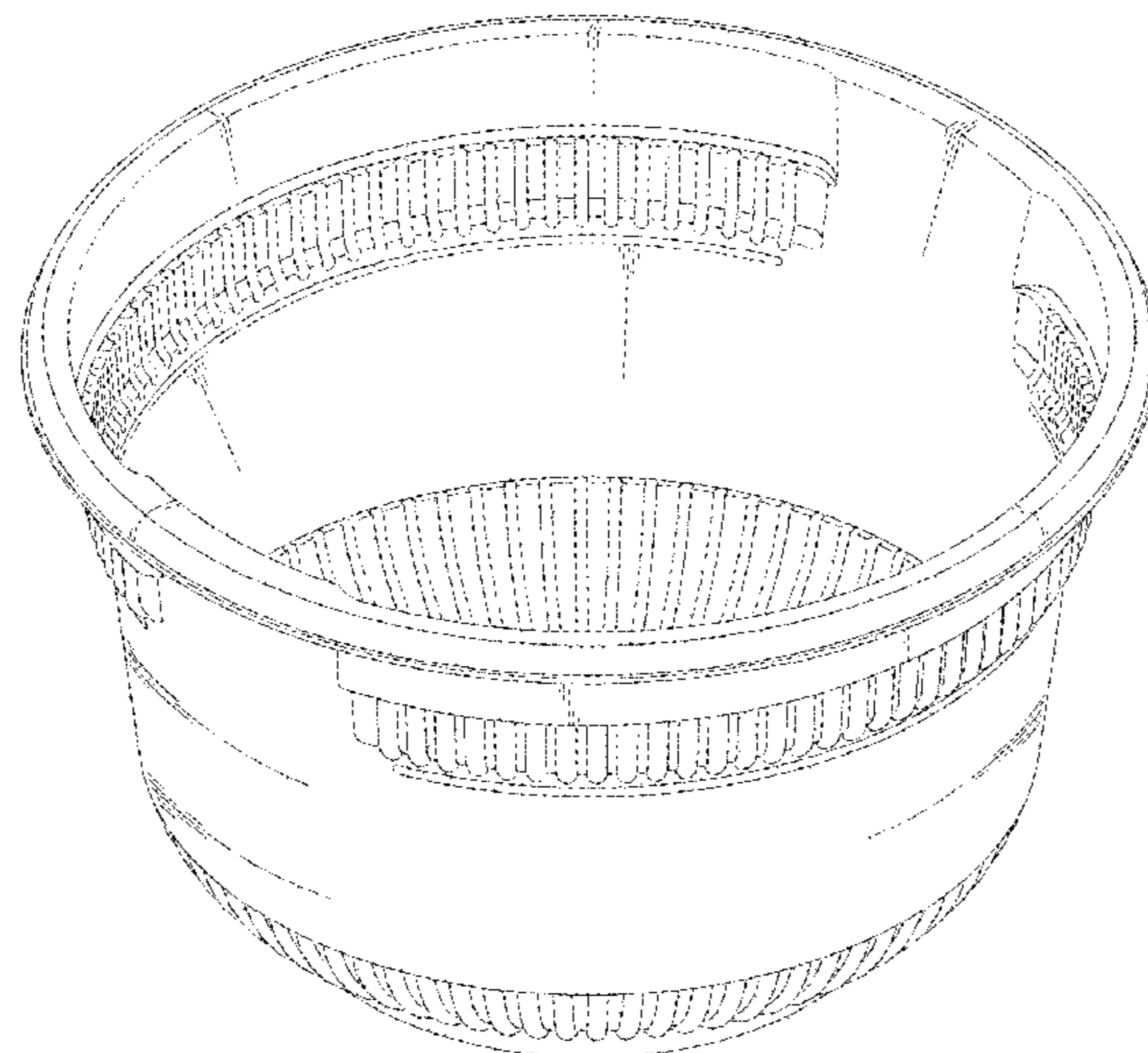
DESCRIPTION

FIG. 1 is a perspective view of a bowl for instant noodles, showing our new design;
FIG. 2 is a front view thereof;
FIG. 3 is a rear view thereof;
FIG. 4 a left side view thereof;
FIG. 5 is a right side view thereof;
FIG. 6 is a top plan view thereof; and,
FIG. 7 is a bottom plan view thereof.
The broken line portions show unclaimed subject matter only and form no part of the claimed design.

(56) **References Cited**
U.S. PATENT DOCUMENTS

D192,485 S 9/1962 Eicholtz
D221,838 S 9/1971 Fraser
D415,025 S 10/1999 McCann
D426,427 S 6/2000 Rubbright et al.
6,175,105 B1 1/2001 Rubbright et al.

1 Claim, 7 Drawing Sheets



(56)

References Cited

U.S. PATENT DOCUMENTS

D606,406 S * 12/2009 Takata D9/428
D612,732 S * 3/2010 Takata D9/428
D638,290 S 5/2011 Cimmerer et al.
D649,035 S 11/2011 Riales
D651,866 S 1/2012 Smyers
D651,892 S 1/2012 Riales
D651,895 S 1/2012 Cimmerer et al.
D652,266 S * 1/2012 Smyers D7/630
D665,663 S 8/2012 Krupa
D677,578 S * 3/2013 Sina D9/428
D684,857 S 6/2013 Zhen
D689,730 S * 9/2013 Goto D7/354
D697,801 S 1/2014 Rapparini
2008/0197046 A1 8/2008 So et al.
2010/0147848 A1 * 6/2010 Rider, Jr. B65D 43/021
220/203.09

OTHER PUBLICATIONS

U.S. Office Action for U.S. Appl. No. 29/465,368 dated Mar. 13, 2015.

* cited by examiner

FIG. 1

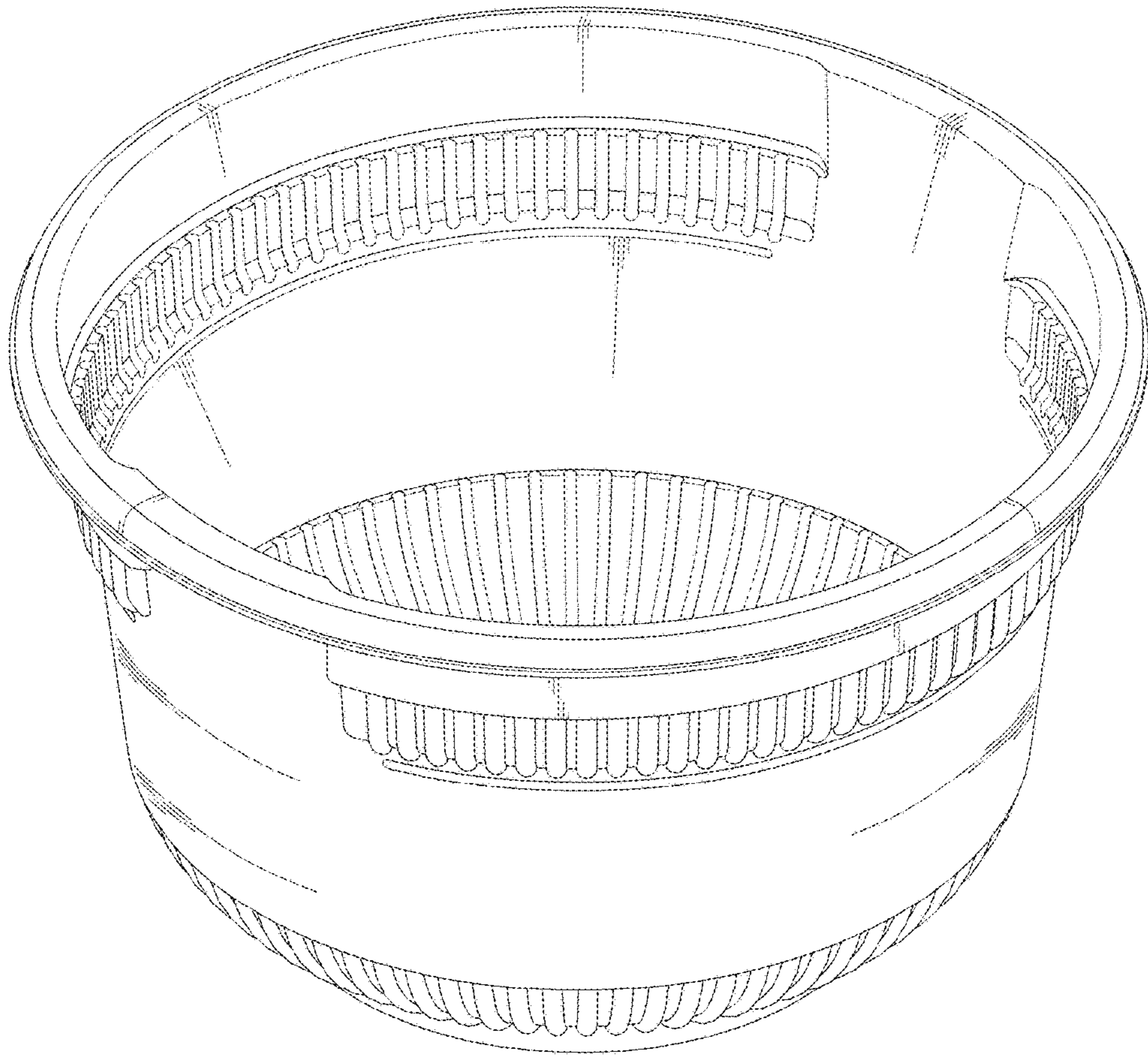


FIG. 2

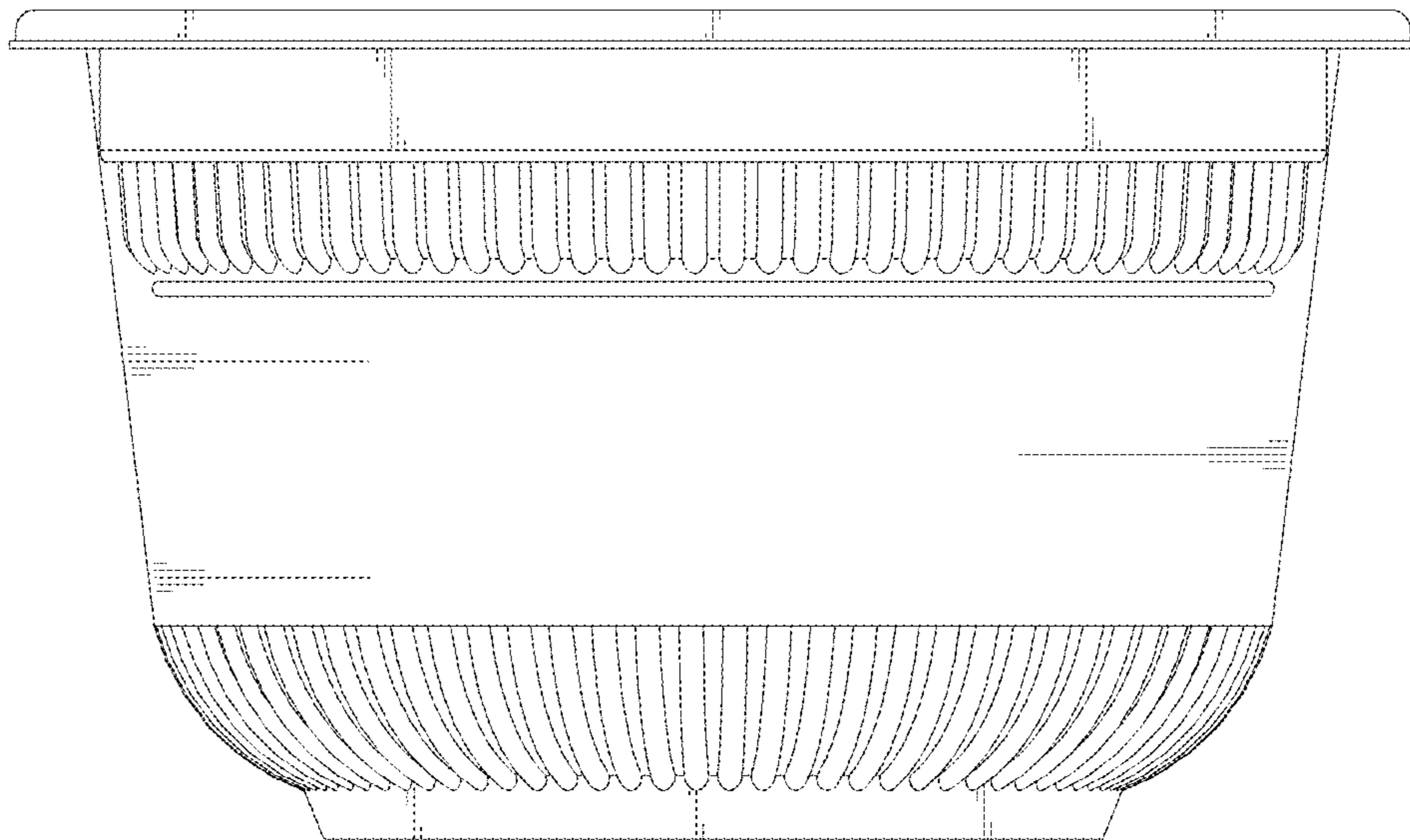


FIG. 3

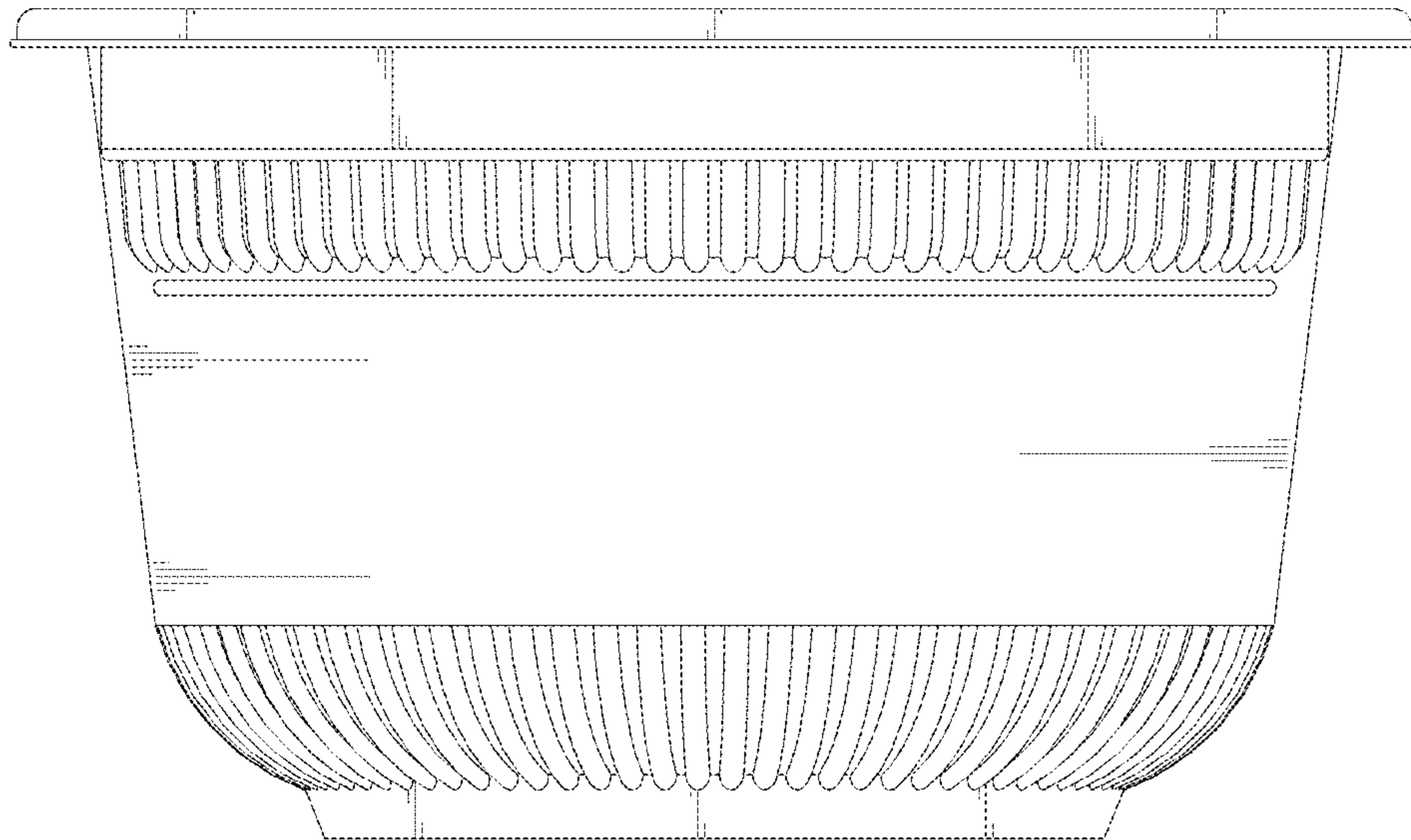


FIG. 4

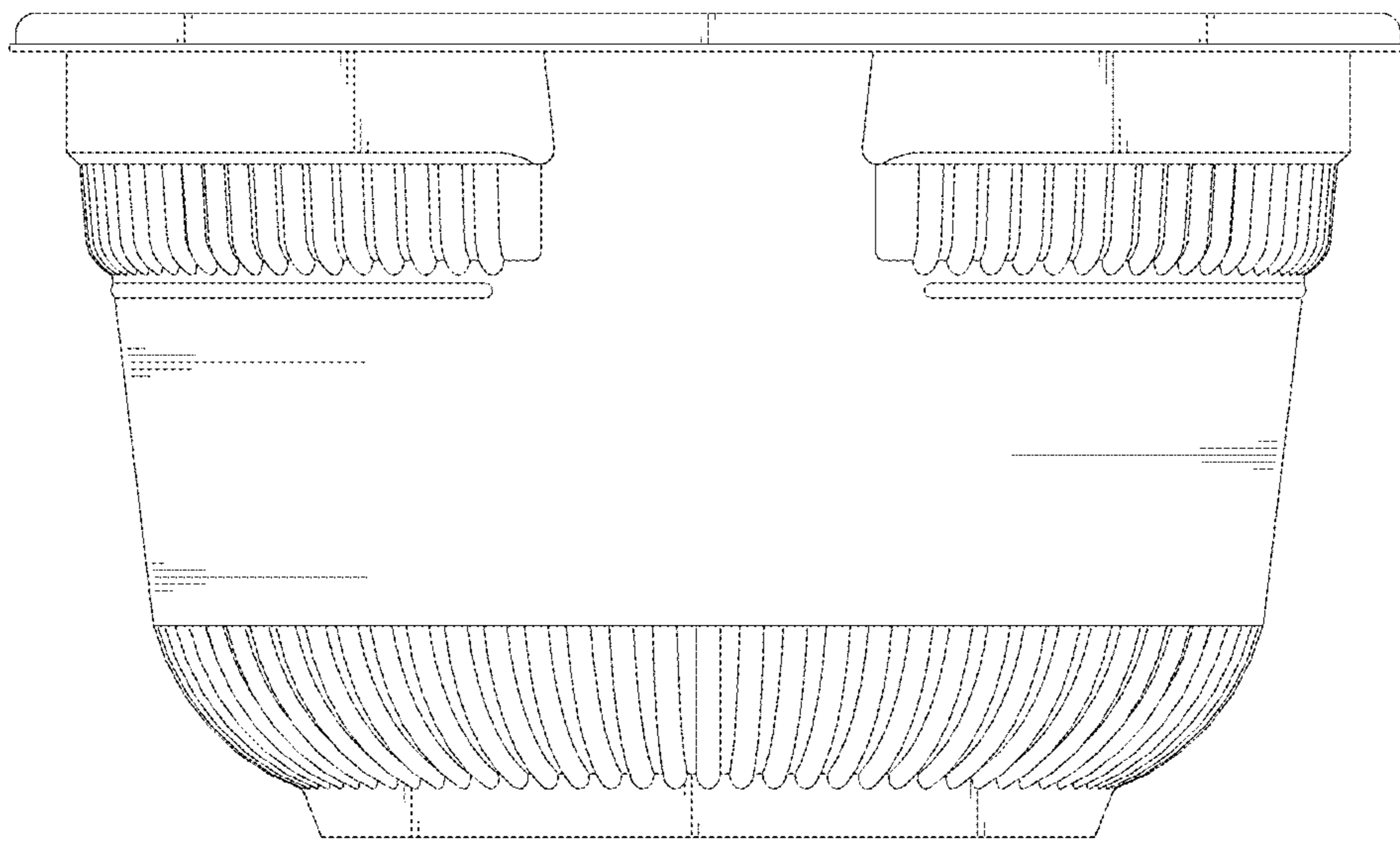


FIG. 5

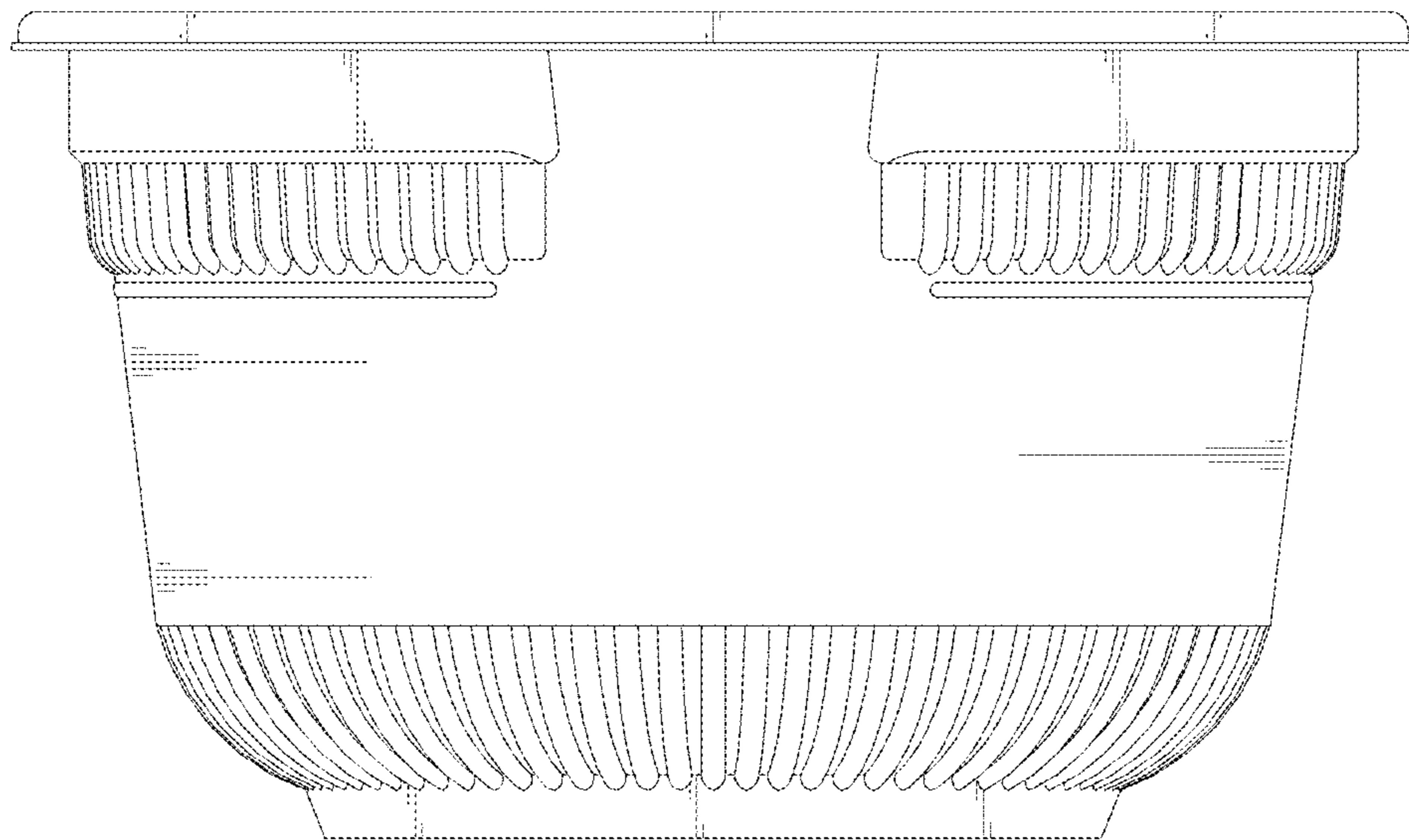


FIG. 6

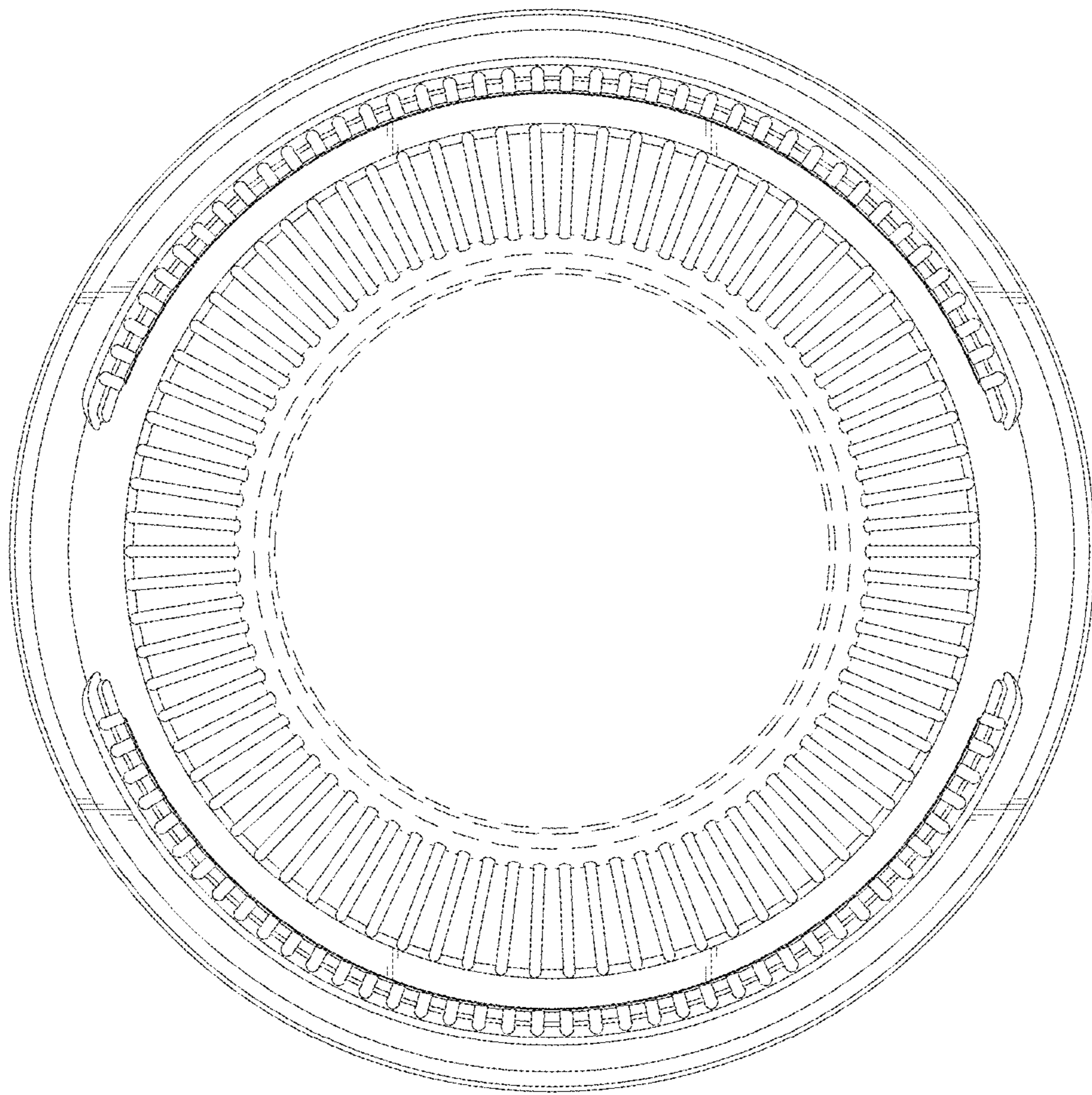


FIG. 7

