

US00D789781S

(12) **United States Design Patent**
Johnson

(10) **Patent No.:** **US D789,781 S**

(45) **Date of Patent:** **** Jun. 20, 2017**

(54) **AUTOMOTIVE WHEEL LUG NUT**

6,062,787 A * 5/2000 Maddalena B25B 13/485
411/373

(71) Applicant: **Kelly R. Johnson**, City of Industry, CA
(US)

D484,785 S * 1/2004 Plumer D8/397

D488,715 S * 4/2004 Plumer D8/397

7,392,674 B1 * 7/2008 Grote F16B 37/14

411/910

(72) Inventor: **Kelly R. Johnson**, City of Industry, CA
(US)

D583,656 S * 12/2008 Bush D8/397

D590,243 S * 4/2009 Bush D8/397

D614,942 S * 5/2010 Gaudron D8/387

(73) Assignee: **Wheel Group Holdings, LLC**, Ontario,
CA (US)

D666,901 S * 9/2012 Surjan D8/387

D722,489 S * 2/2015 Yamazaki D8/387

D731,300 S * 6/2015 Vargas D8/397

D741,159 S * 10/2015 Campbell D8/387

D747,645 S * 1/2016 Pascoe D8/397

9,278,445 B2 * 3/2016 Li B25G 1/005

(**) Term: **15 Years**

(21) Appl. No.: **29/533,001**

* cited by examiner

(22) Filed: **Jul. 13, 2015**

(51) **LOC (10) Cl.** **08-08**

Primary Examiner — Cynthia Underwood

(52) **U.S. Cl.**

(74) *Attorney, Agent, or Firm* — Law Offices of S.J.

USPC **D8/397**

Christine Yang

(58) **Field of Classification Search**

USPC D8/397, 387, 394, 382, 349; 411/432,
411/918, 179, 180, 190, 327, 531;
248/154; 606/232

(57) **CLAIM**

CPC F16B 23/00; B60B 31/00; B60B 29/00;
A63F 9/0876

The ornamental design for an automotive wheel lug nut, as
show and described.

See application file for complete search history.

DESCRIPTION

(56) **References Cited**

U.S. PATENT DOCUMENTS

D242,117 S * 11/1976 Ono et al. D8/387

D242,118 S * 11/1976 Ono et al. D8/387

D242,323 S * 11/1976 Ono et al. D8/387

D249,227 S * 9/1978 Ismert, III D8/387

5,147,093 A * 9/1992 Tisdale A63F 9/0876

273/153 R

D420,898 S * 2/2000 Landman D8/397

FIG. 1 is a perspective view of the automotive wheel lug nut
showing my new design;

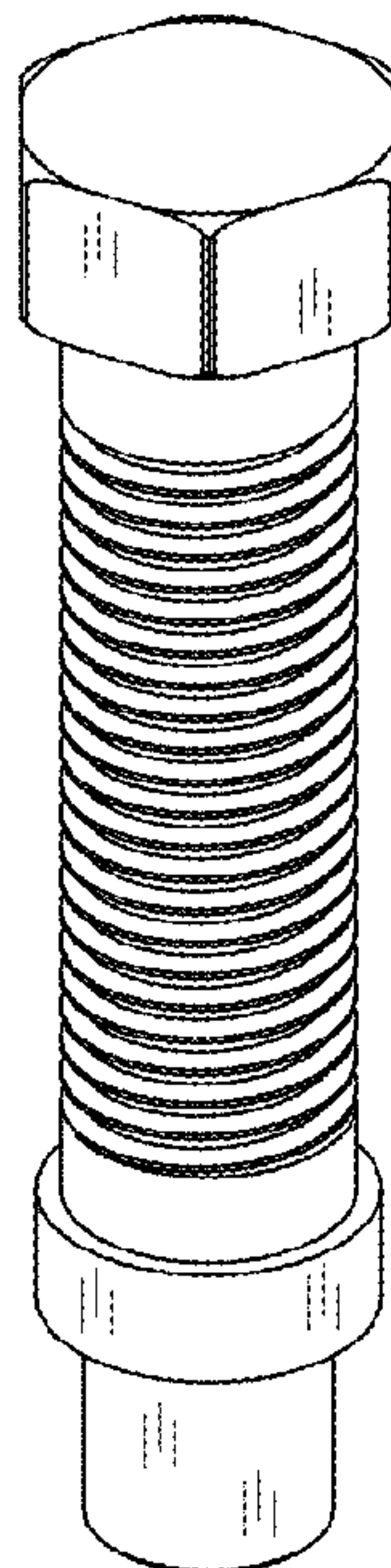
FIG. 2 is a side view of FIG. 1;

FIG. 3 is a bottom view thereof; and,

FIG. 4 is a top view thereof.

The broken lines and that within the broken lines represent
environment and form no part of the claim.

1 Claim, 1 Drawing Sheet



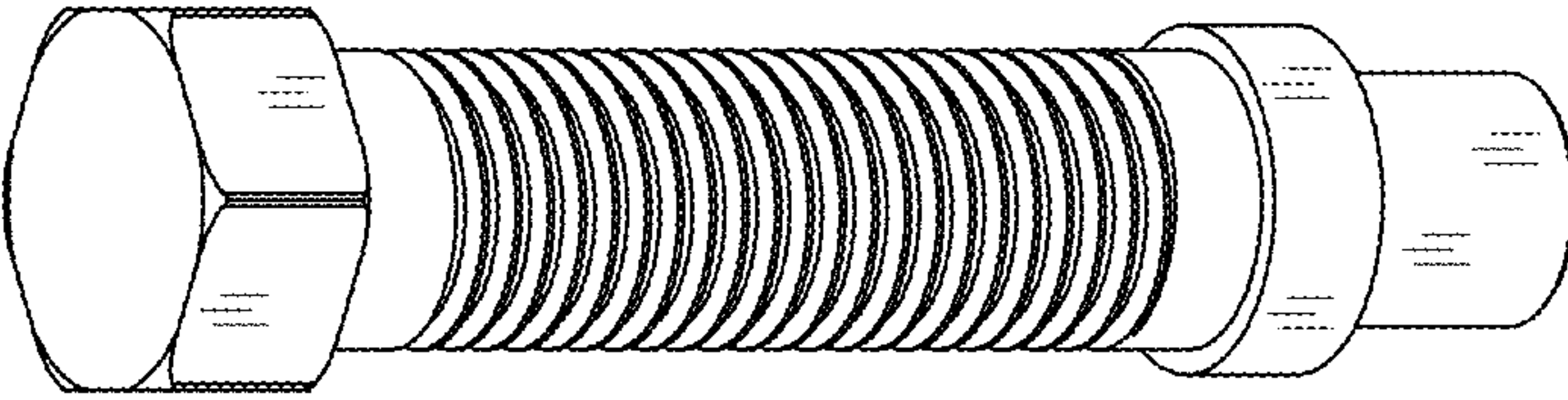


FIG.1

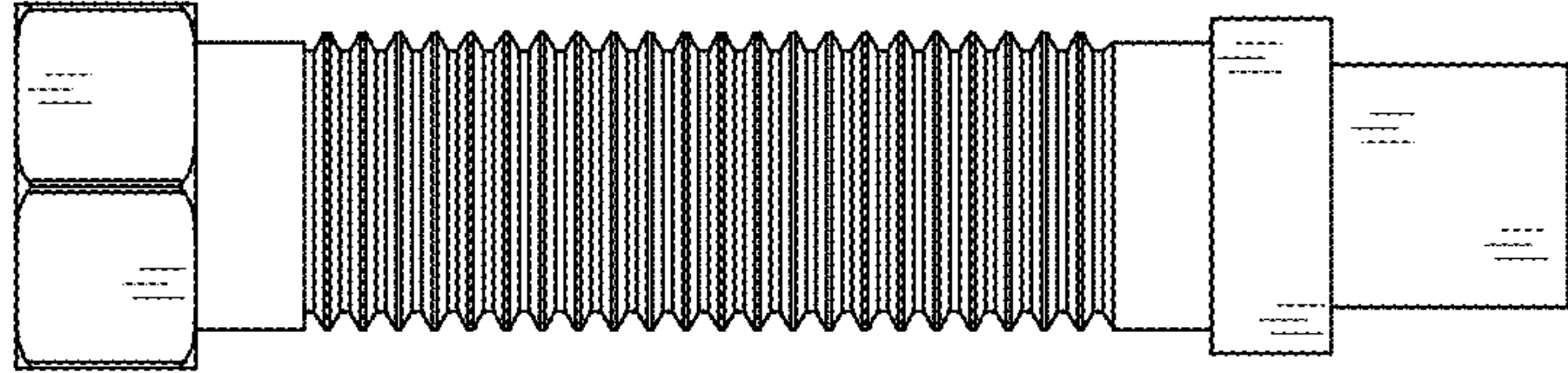


FIG.2

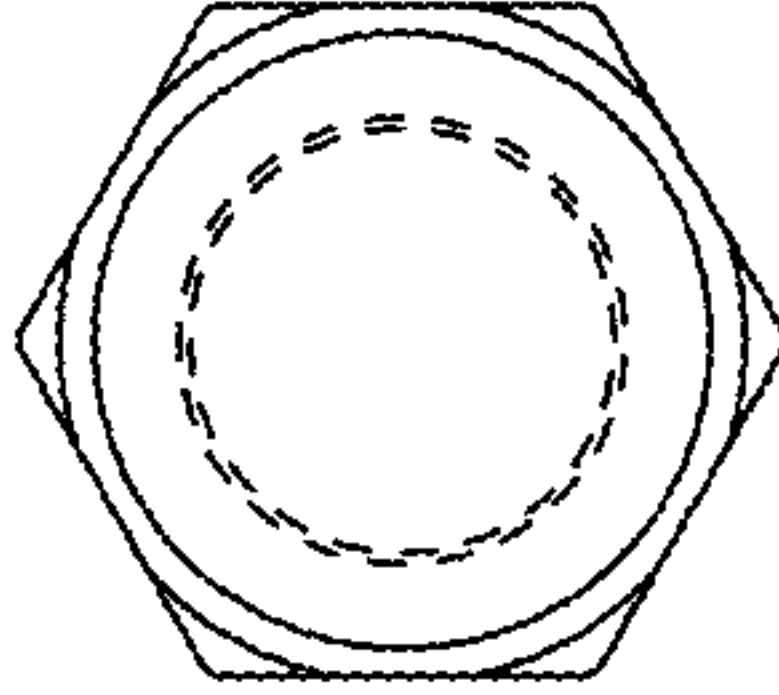


FIG.3

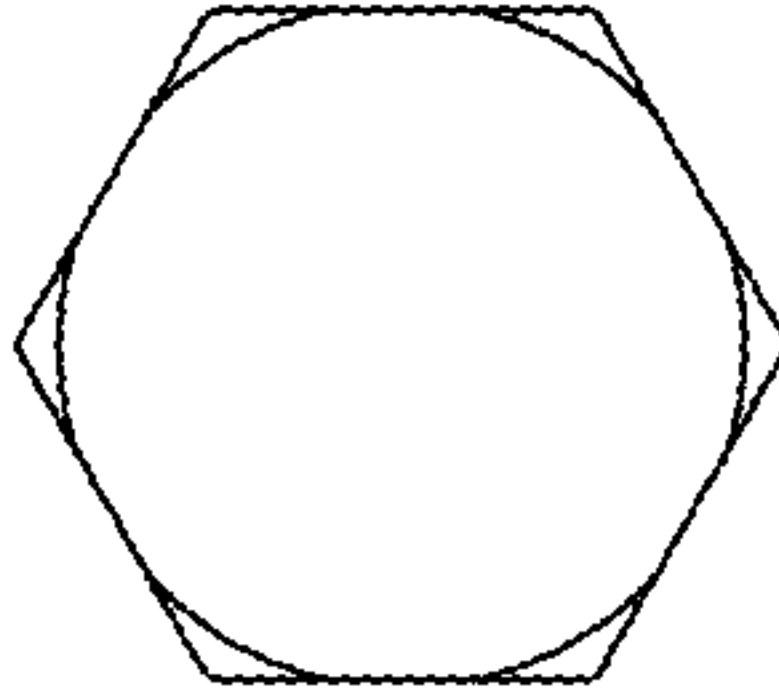


FIG.4