



US00D789778S

(12) **United States Design Patent**
White, Sr.

(10) **Patent No.:** **US D789,778 S**
(45) **Date of Patent:** **** Jun. 20, 2017**

- (54) **FLASHLIGHT CLIP**
- (71) Applicant: **Alliance Sports Group, L.P.**, Grand Prairie, TX (US)
- (72) Inventor: **Houston Brock White, Sr.**, Watauga, TX (US)
- (73) Assignee: **Alliance Sports Group, L.P.**, Grand Prairie, TX (US)
- (**) Term: **15 Years**
- (21) Appl. No.: **29/546,195**
- (22) Filed: **Nov. 19, 2015**
- (51) **LOC (10) Cl.** **08-08**
- (52) **U.S. Cl.**
USPC **D8/396**; D26/138; D3/215
- (58) **Field of Classification Search**
USPC D8/394, 395, 396, 354; D26/138, 140; D3/215, 228, 229; 248/225.31, 229, 230, 248/231, 231.6, 231.8, 309.1, 313, 316.1, 248/316.7; 362/190, 191, 396; 24/343, 24/543, 563, 455
CPC A45C 11/04
See application file for complete search history.

- D354,677 S * 1/1995 Troyer D26/138
 - D370,559 S * 6/1996 Arndt D3/229
 - D381,805 S * 8/1997 Case D3/229
 - D430,699 S * 9/2000 Coleman, Jr. D26/138
 - D473,437 S * 4/2003 Klein D8/34
 - D473,963 S * 4/2003 Chun D26/38
 - D491,689 S * 6/2004 Krieger D26/138
 - D501,989 S * 2/2005 Cook D3/215
 - D503,039 S * 3/2005 Cook D3/215
 - D505,739 S * 5/2005 Hajianpour D26/37
 - D519,731 S * 5/2006 Andre D3/218
 - D521,232 S * 5/2006 Andre D3/218
 - D526,743 S * 8/2006 Battista, III D19/197
 - D530,599 S * 10/2006 Martin D8/395
 - D605,400 S * 12/2009 Matt D3/229
 - D607,314 S * 1/2010 Caniparoli D8/395
 - D652,566 S * 1/2012 Kostal D26/138
 - D670,903 S * 11/2012 Ormsbee D3/215
 - D704,037 S * 5/2014 Popkin D8/367
 - D710,595 S * 8/2014 Clifton, Jr. F41C 33/043
D3/215
 - D736,612 S * 8/2015 Sickler, Jr. D8/396
- (Continued)

Primary Examiner — Mark Goodwin
(74) *Attorney, Agent, or Firm* — Thorpe North & Western LLP

(57) **CLAIM**

The ornamental design for the flashlight clip, as shown and described herein.

DESCRIPTION

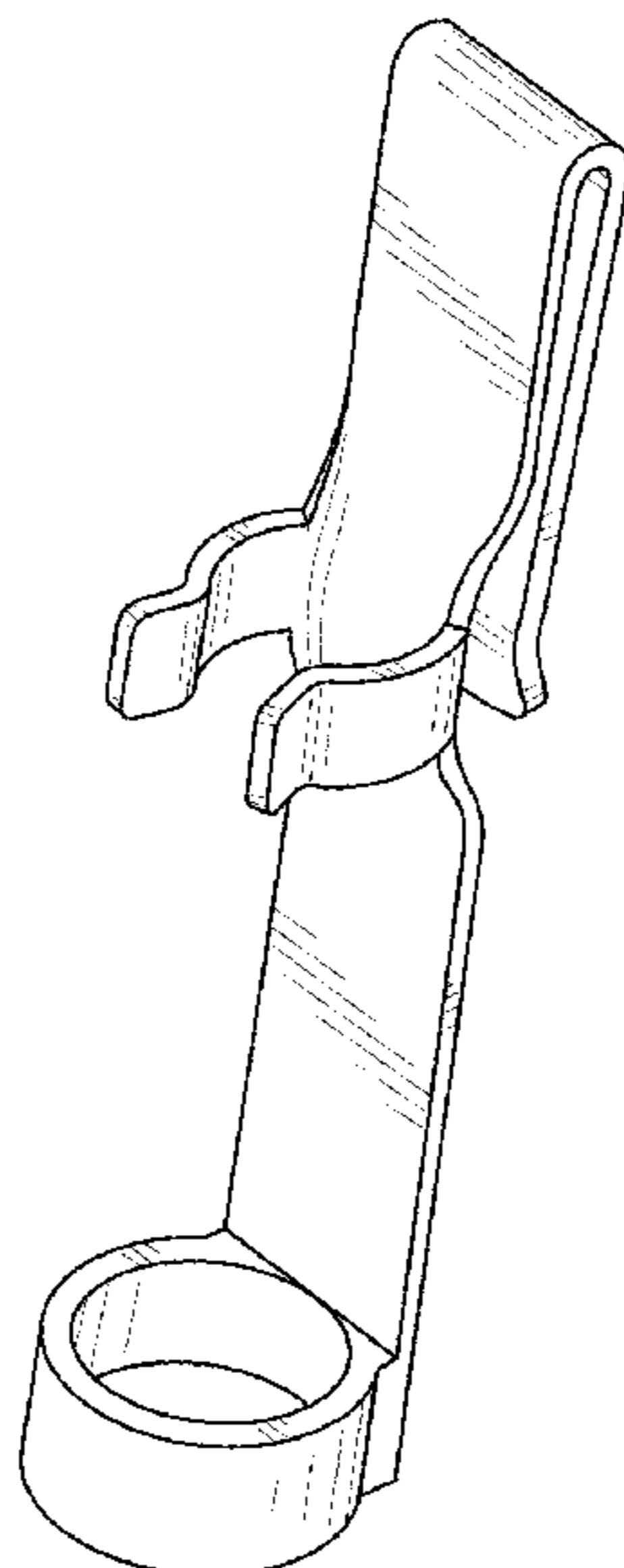
FIG. 1 is an elevated, perspective view of the flashlight clip in accordance with my invention;
FIG. 2 is a front view of the flashlight clip of FIG. 1;
FIG. 3 is a back view of the flashlight clip of FIG. 1;
FIG. 4 is a side view of the flashlight clip of FIG. 1;
FIG. 5 is a side view of the flashlight clip of FIG. 1;
FIG. 6 is a top view of the flashlight clip of FIG. 1; and,
FIG. 7 is a bottom view of the flashlight clip of FIG. 1.

1 Claim, 2 Drawing Sheets

(56) **References Cited**

U.S. PATENT DOCUMENTS

- D244,907 S * 7/1977 Link D8/395
- D281,393 S * 11/1985 Karnhag D6/552
- D298,739 S * 11/1988 Richards, Jr. D22/110
- D308,935 S * 7/1990 Leatherman D8/395
- 4,955,518 A * 9/1990 Parsons A45F 5/02
224/247
- 5,008,785 A * 4/1991 Maglica F21L 4/005
320/114
- D334,993 S * 4/1993 Lee D26/38
- D345,052 S * 3/1994 Stokke D11/143
- D353,221 S * 12/1994 Scott D26/138



(56)

References Cited

U.S. PATENT DOCUMENTS

D744,745 S * 12/2015 Fischer D3/208
D756,644 S * 5/2016 Murphy, Jr. D3/266
D770,885 S * 11/2016 Miros D8/382

* cited by examiner

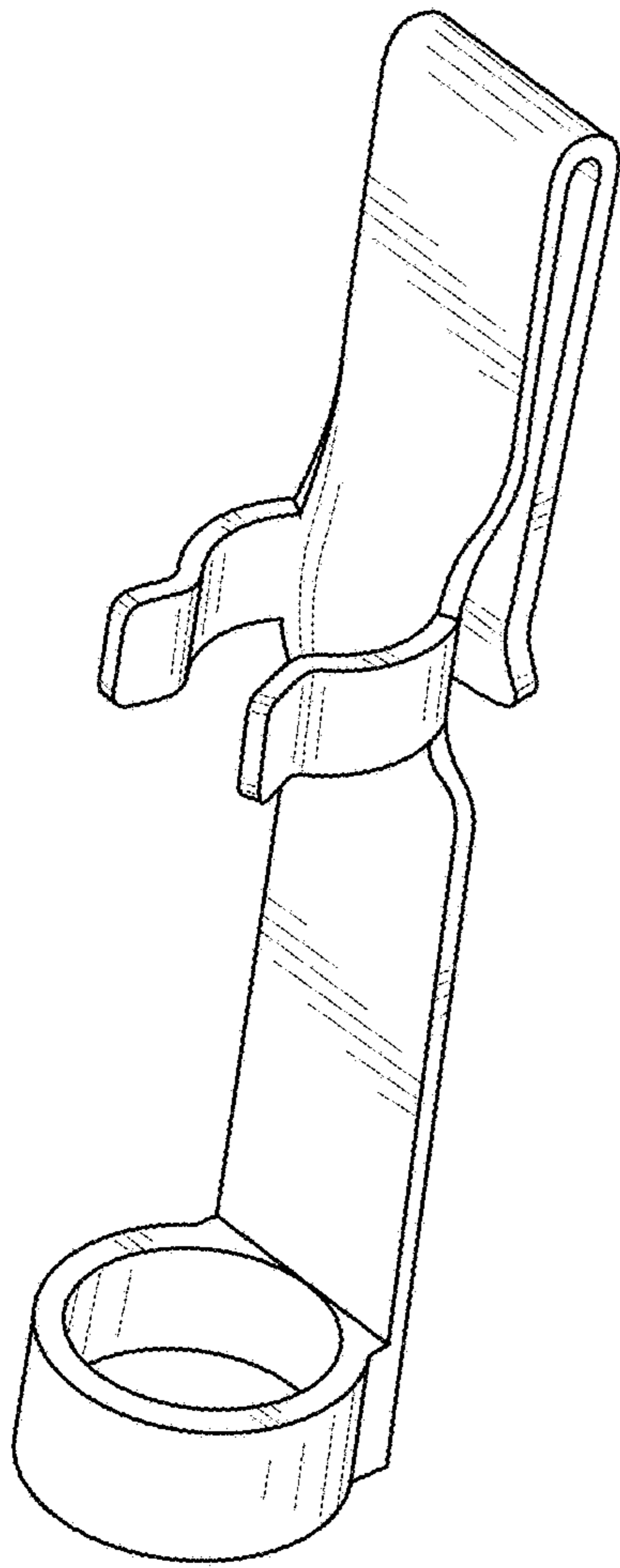


FIG. 1

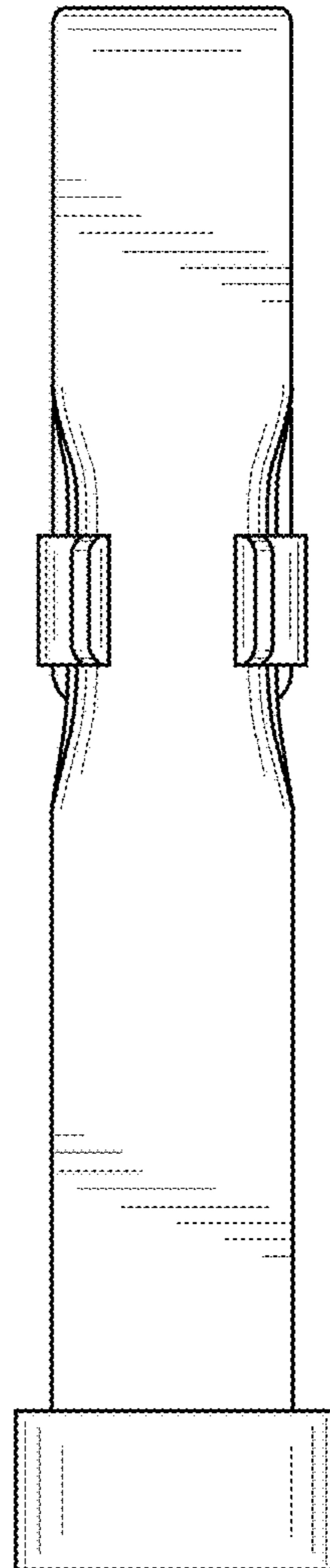


FIG. 2

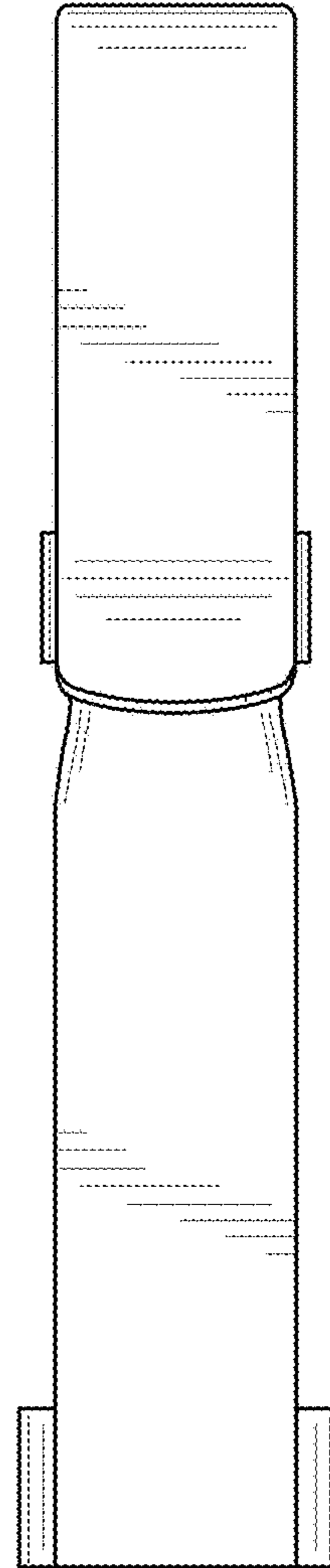


FIG. 3

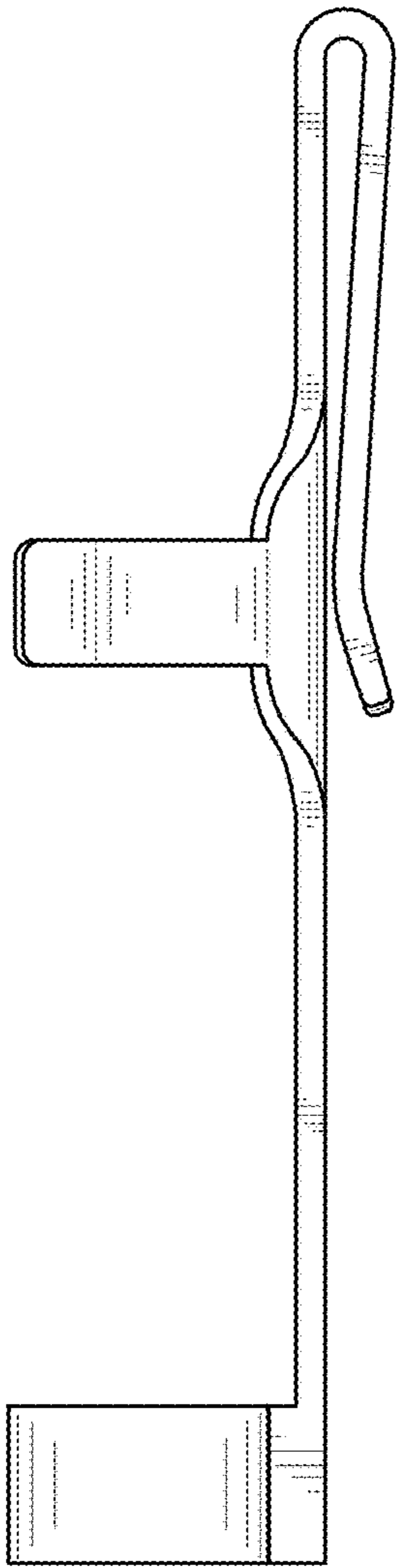


FIG. 4

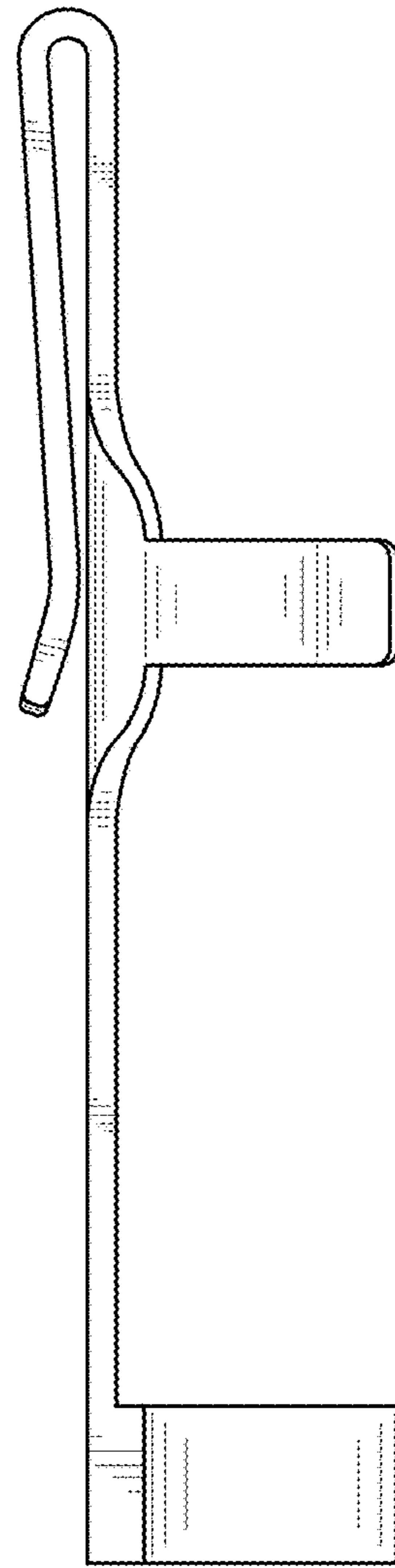


FIG. 5

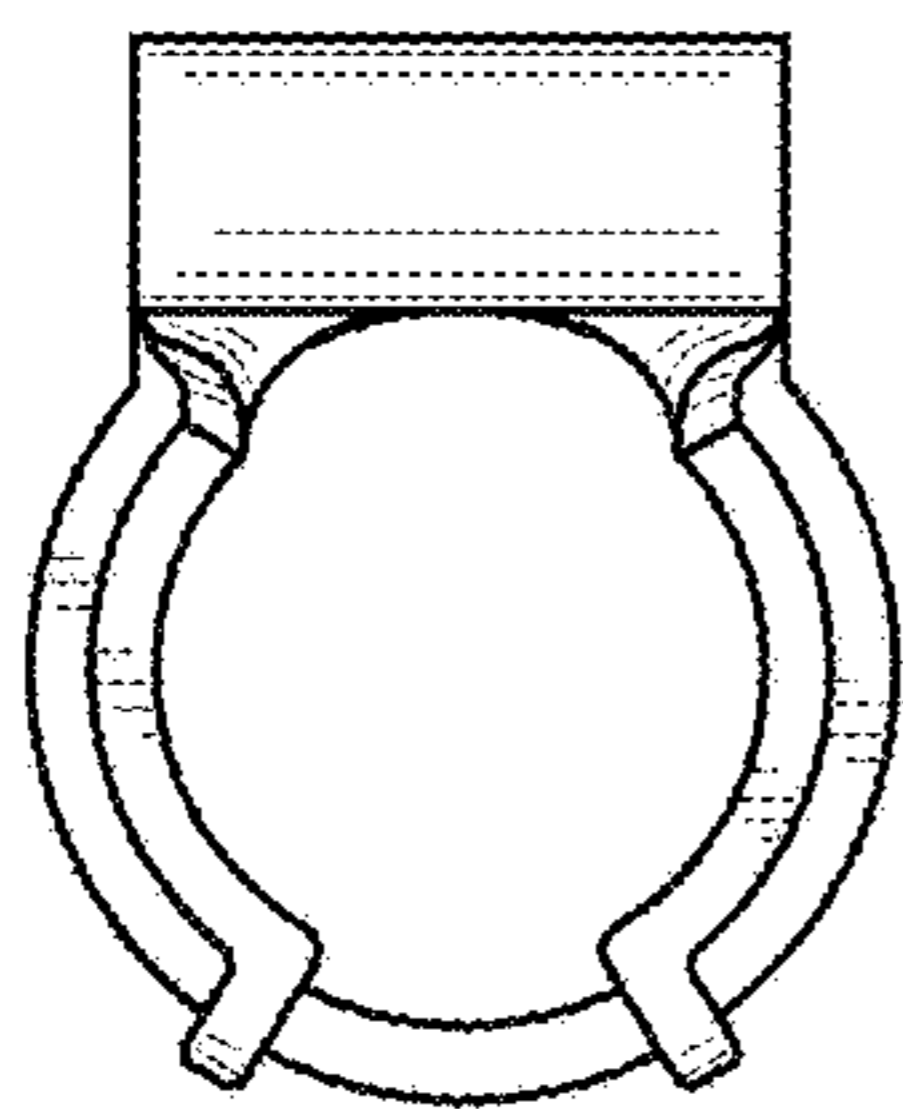


FIG. 6

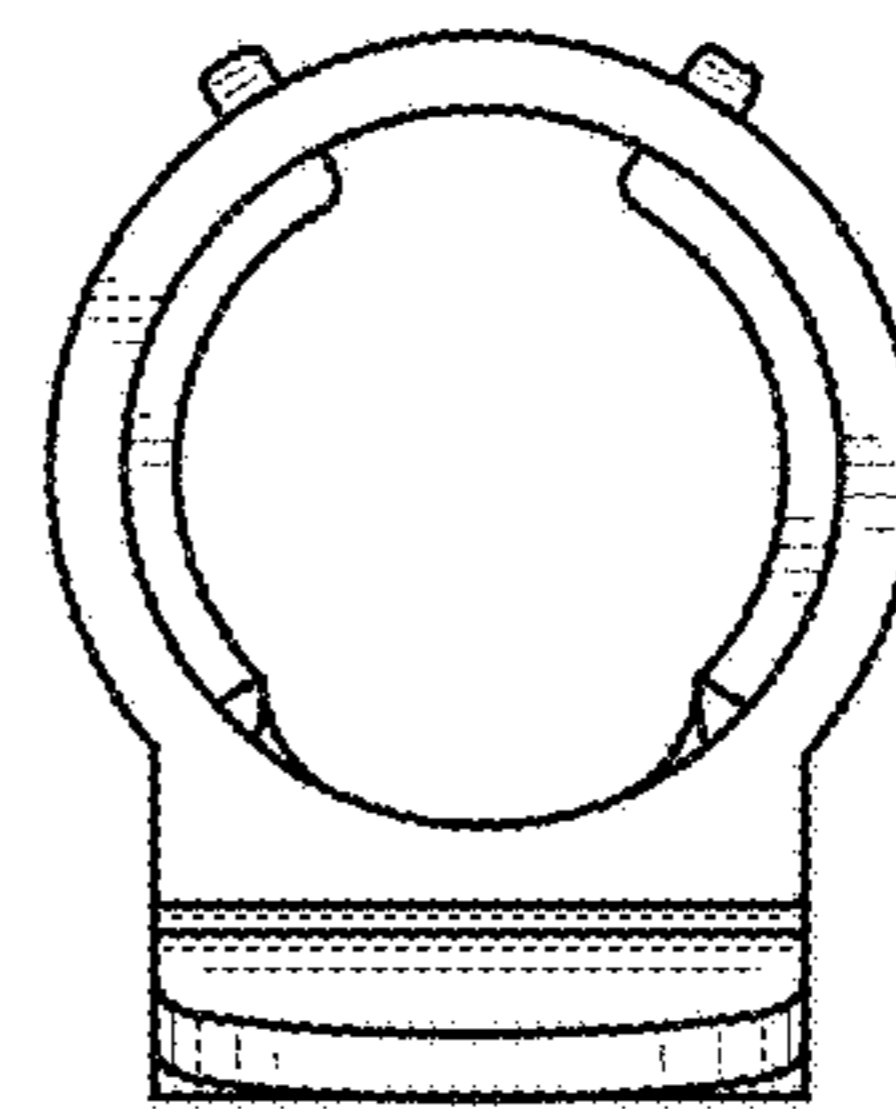


FIG. 7