



US00D789777S

(12) **United States Design Patent**
Sotto

(10) **Patent No.:** **US D789,777 S**
(45) **Date of Patent:** **** Jun. 20, 2017**

- (54) **CURTAIN ROD FINIAL**
- (71) Applicant: **UNIQUE FINE FABRICS IMPORT INC., Woodbridge (CA)**
- (72) Inventor: **Christopher Sotto, Toronto (CA)**
- (73) Assignee: **UNIQUE FINE FABRICS IMPORT INC., Woodbridge (CA)**
- (**) Term: **14 Years**
- (21) Appl. No.: **29/508,985**
- (22) Filed: **Nov. 13, 2014**
- (51) **LOC (10) Cl.** **08-08**
- (52) **U.S. Cl.**
USPC **D8/378**
- (58) **Field of Classification Search**
USPC D8/380, 373, 376, 307, 352, 378, 310;
D23/250, 238, 407; D26/154; 248/262,
248/261, 264, 251
CPC A47H 1/00; A47H 2001/006
See application file for complete search history.

D505,860 S *	6/2005	Graves	D8/378
D516,902 S *	3/2006	Harwanko	D8/378
D517,903 S *	3/2006	Zoroufy	D8/378
D551,591 S *	9/2007	Wesorick	D11/131
D626,189 S *	10/2010	Lin	D21/713
D656,829 S *	4/2012	Watabe	D9/444
D707,544 S *	6/2014	Varlamoff	D8/378
D725,204 S *	3/2015	Rub	D21/398
D733,563 S *	7/2015	Oberlender	D9/519
D768,031 S *	10/2016	Pellham	D11/131
2003/0010880 A1 *	1/2003	Lee	A47H 1/102 248/262
2004/0179376 A1 *	9/2004	Chan	F21S 6/00 362/339
2007/0163185 A1 *	7/2007	Morley	E04B 1/3205 52/81.1
2009/0046461 A1 *	2/2009	Fan	F21V 3/02 362/242
2011/0241555 A1 *	10/2011	Lin	A47H 1/022 315/159

* cited by examiner

Primary Examiner — Lakiya Rogers
Assistant Examiner — Harold E Blackwell, II
(74) *Attorney, Agent, or Firm* — Nereskin & Parr
LLP/S.E.N.C.R.L., s.r.l.

(56) **References Cited**

U.S. PATENT DOCUMENTS

D73,182 S *	8/1927	Kasch	D11/90
D107,066 S *	11/1937	Cavignac	473/378
D230,948 S *	3/1974	Moon	D8/376
D233,907 S *	12/1974	Mitchaeli	D26/130
D306,552 S *	3/1990	Paul	D8/301
D375,345 S *	11/1996	Warshawsky	D23/241
D377,516 S *	1/1997	Doughty	D23/241
D404,292 S *	1/1999	Weber	D8/378
D434,325 S *	11/2000	Jivago	D9/651
D463,007 S *	9/2002	Lord	D23/238
D464,710 S *	10/2002	Lord	D23/238
D492,582 S *	7/2004	Graves	D8/378
D504,059 S *	4/2005	File	D8/378

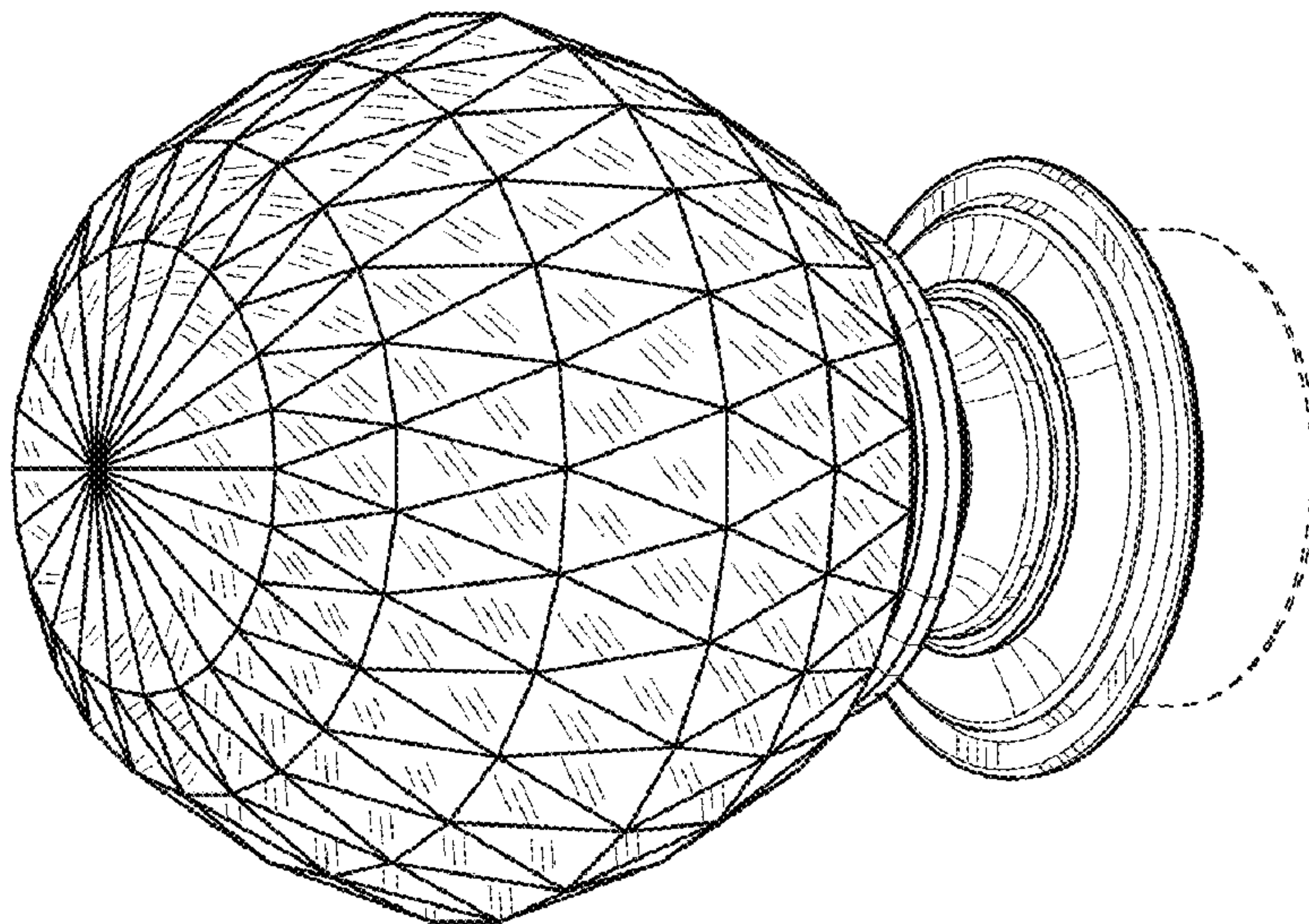
(57) **CLAIM**

The ornamental design for a curtain rod finial, as shown and described.

DESCRIPTION

FIG. 1 is a side perspective view of a curtain rod finial; FIG. 2 is a first end view of the curtain rod finial of FIG. 1; FIG. 3 is a side view of the curtain rod finial of FIG. 1; and, FIG. 4 is a second end view of the curtain rod finial of FIG. 1.
The broken lines in the drawings illustrate portions of a curtain rod finial which form no part of the claimed design.

1 Claim, 1 Drawing Sheet



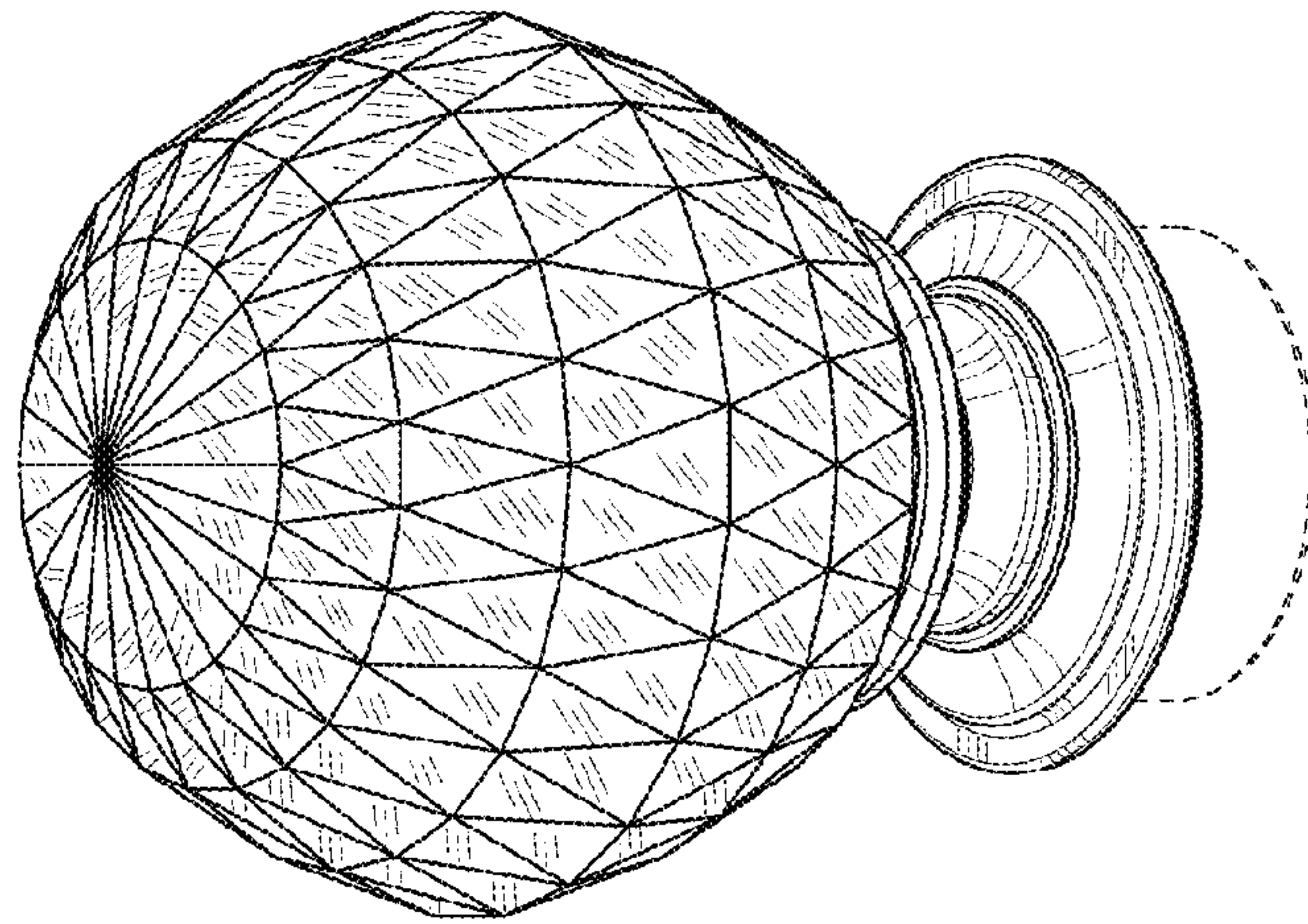


FIG. 1

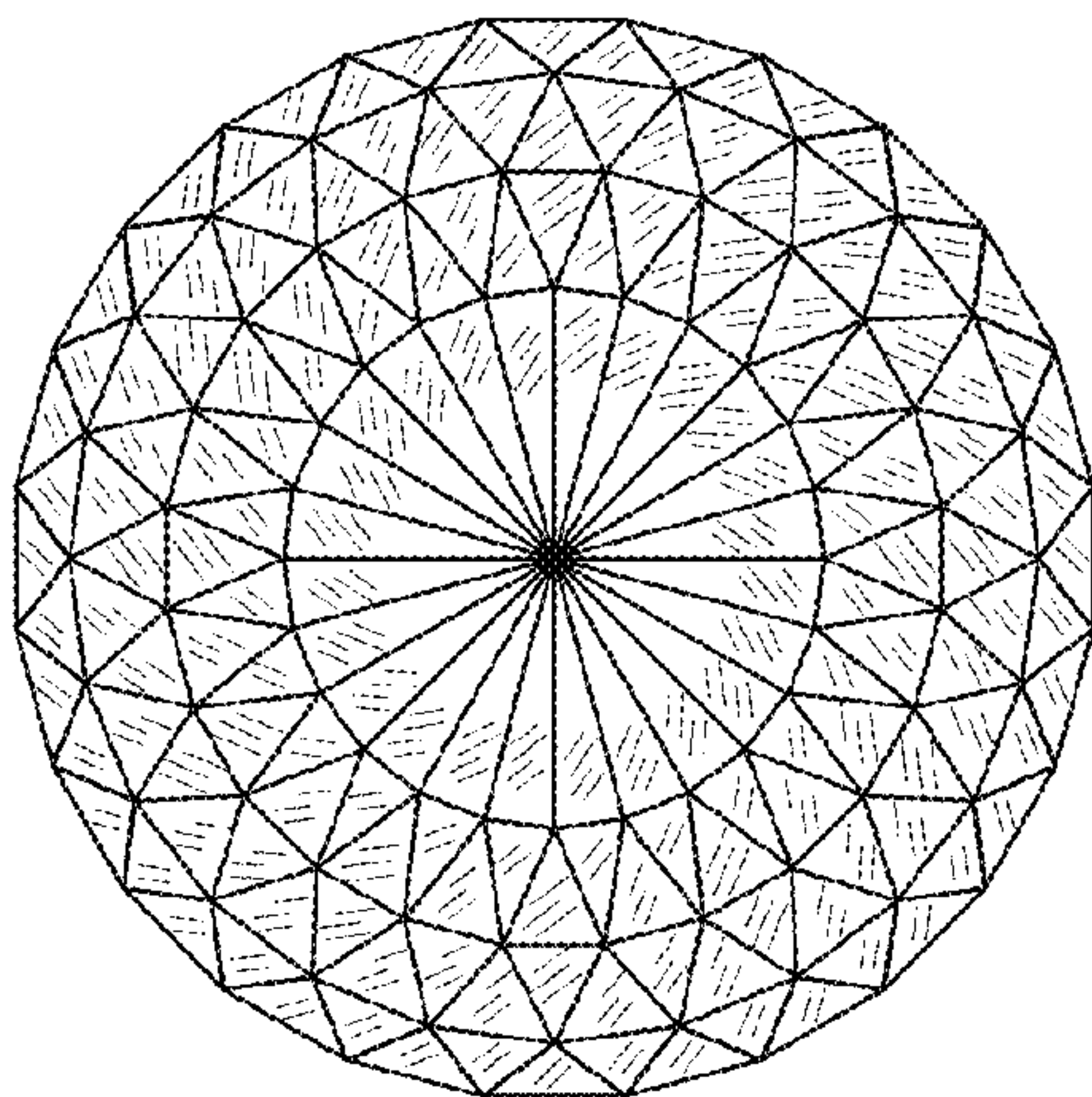


FIG. 2

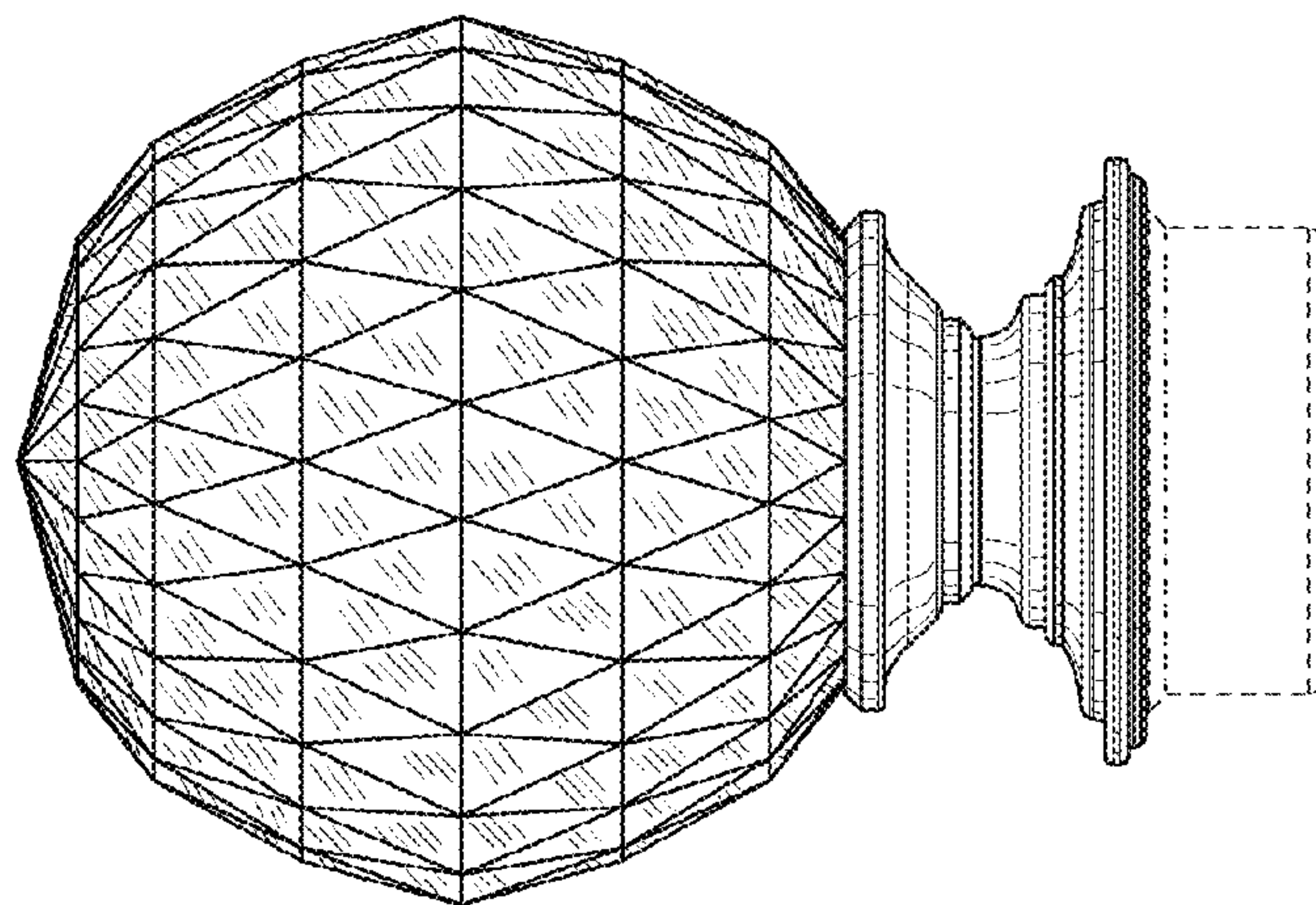


FIG. 3

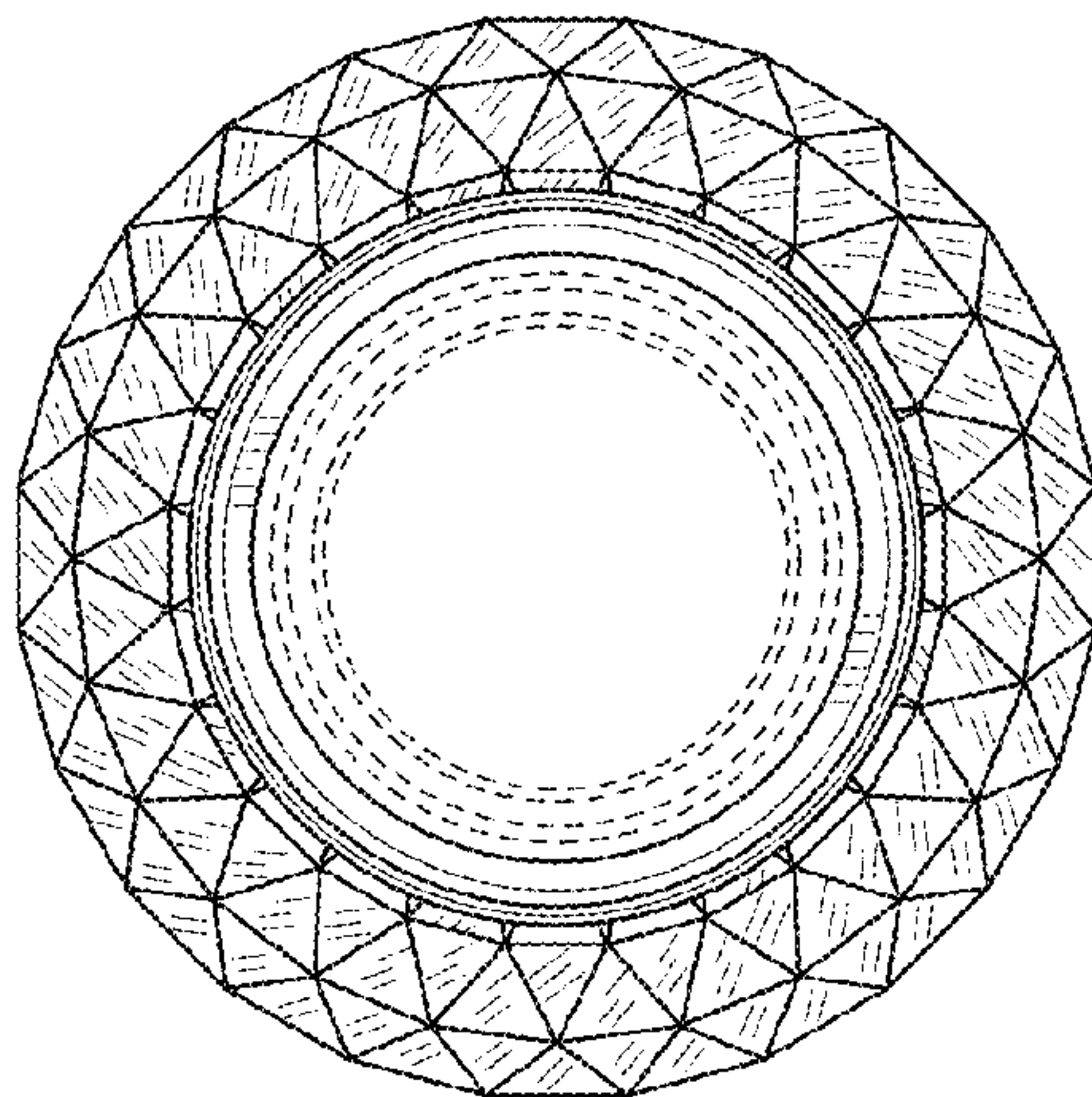


FIG. 4