



US00D789758S

(12) **United States Design Patent**
Scimone et al.

(10) **Patent No.:** **US D789,758 S**

(45) **Date of Patent:** **** Jun. 20, 2017**

(54) **SCISSOR**

(71) Applicants: **Thomas John Scimone**, San Jose, CA
(US); **Scot Herbst**, Santa Cruz, CA
(US); **William Whitfield Hunter**, Santa
Cruz, CA (US)

(72) Inventors: **Thomas John Scimone**, San Jose, CA
(US); **Scot Herbst**, Santa Cruz, CA
(US); **William Whitfield Hunter**, Santa
Cruz, CA (US)

(**) Term: **15 Years**

(21) Appl. No.: **29/567,239**

(22) Filed: **Jun. 7, 2016**

(51) **LOC (10) Cl.** **08-03**

(52) **U.S. Cl.**
USPC **D8/57**

(58) **Field of Classification Search**
USPC D8/4, 5, 51-58, 107
CPC B26B 13/00; B26B 13/06; B26B 13/12;
B26B 13/22; B26B 13/24; B26B 17/00
See application file for complete search history.

(56) **References Cited**

U.S. PATENT DOCUMENTS

D231,186 S * 4/1974 Laurenti D8/57
D242,425 S * 11/1976 Backstrom D8/57
D295,894 S * 5/1988 Sharkany D24/148
D406,998 S * 3/1999 Thomas D8/107
D442,046 S * 5/2001 Huang D8/57

D523,714 S * 6/2006 Peterson D8/57
D537,310 S * 2/2007 McLean D8/57
D614,008 S * 4/2010 Hyp D8/57
D642,034 S * 7/2011 Molina D8/57
D680,838 S * 4/2013 Bhasin D8/57
D680,840 S * 4/2013 Bhasin D8/57
D724,918 S * 3/2015 Constantine D8/57

* cited by examiner

Primary Examiner — Deanna L Pratt

(74) *Attorney, Agent, or Firm* — James M. Smedley LLC;
James Michael Smedley, Esq.

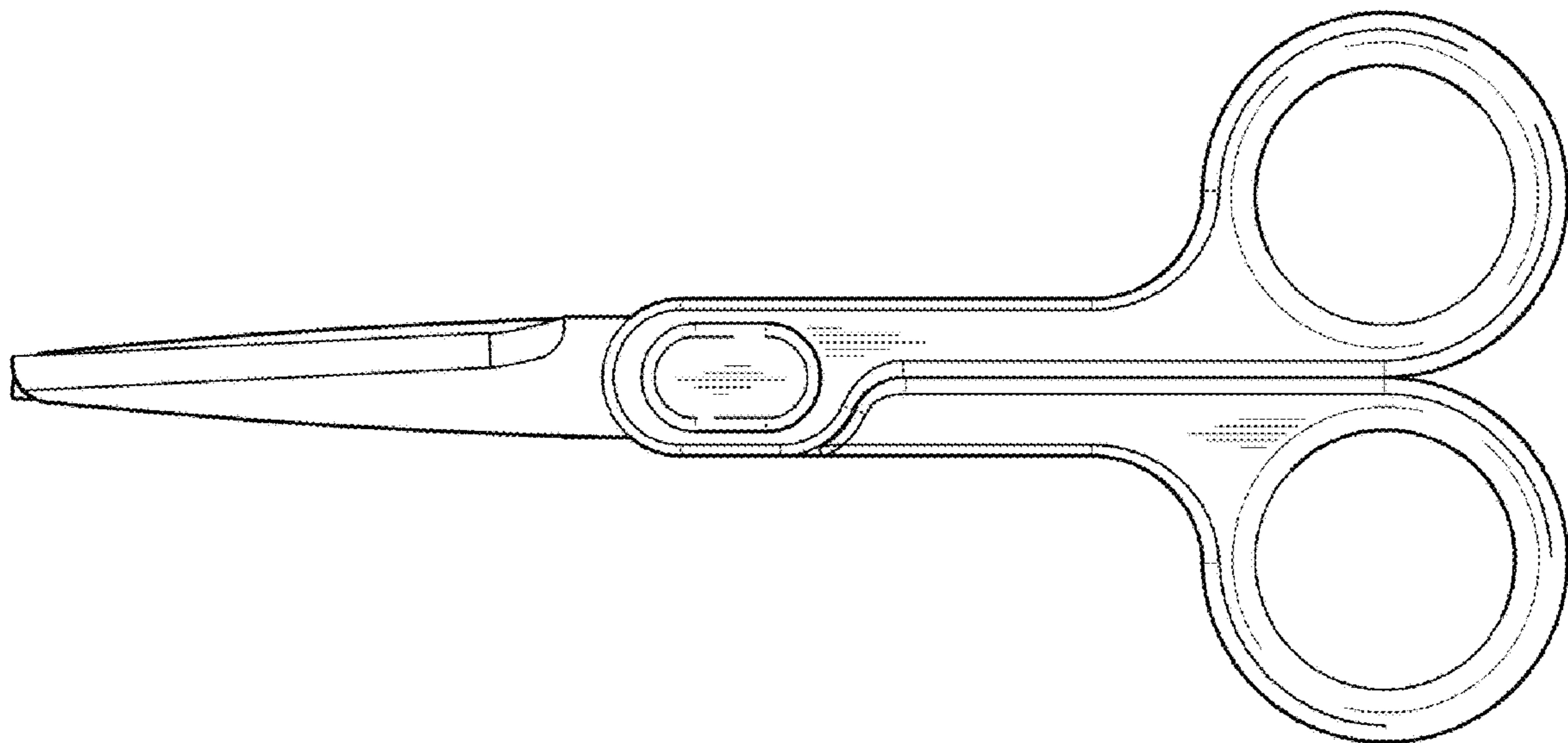
(57) **CLAIM**

I claim the ornamental design for a scissor, as shown and described.

DESCRIPTION

FIG. 1 is a front perspective view showing my new design.
FIG. 2 is rear perspective view showing my new design.
FIG. 3 is another front perspective view showing my new design.
FIG. 4 is a another rear perspective view showing my new design.
FIG. 5 is a side view showing my new design.
FIG. 6 is an opposite side view showing my new design.
FIG. 7 is a bottom view showing my new design; and,
FIG. 8 is a top view showing my new design.
The shading lines shown in the drawings represent the approximate three-dimensional contour of the design, and are not intended to indicate surface decoration.

1 Claim, 3 Drawing Sheets



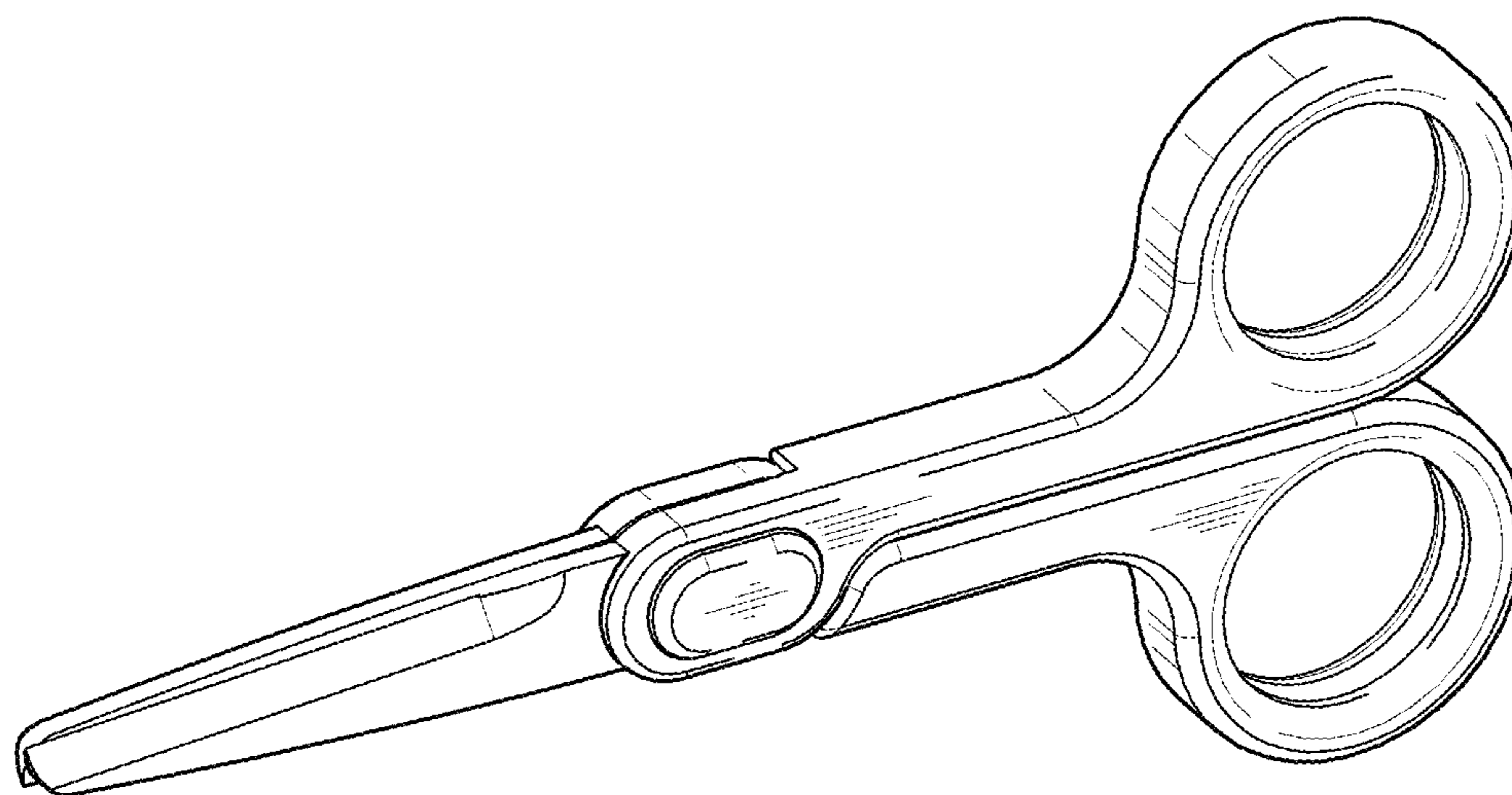


FIG. 1

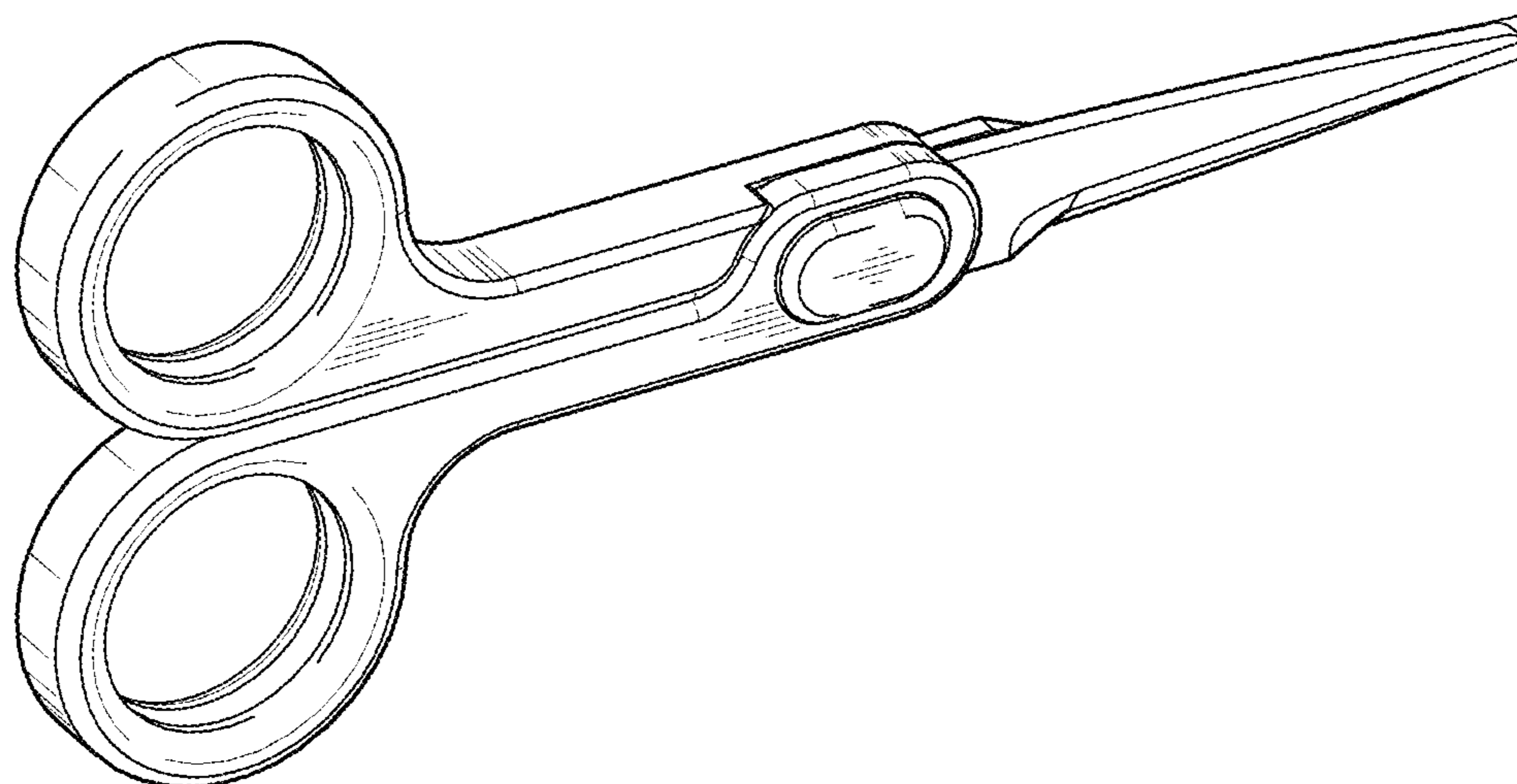


FIG. 2

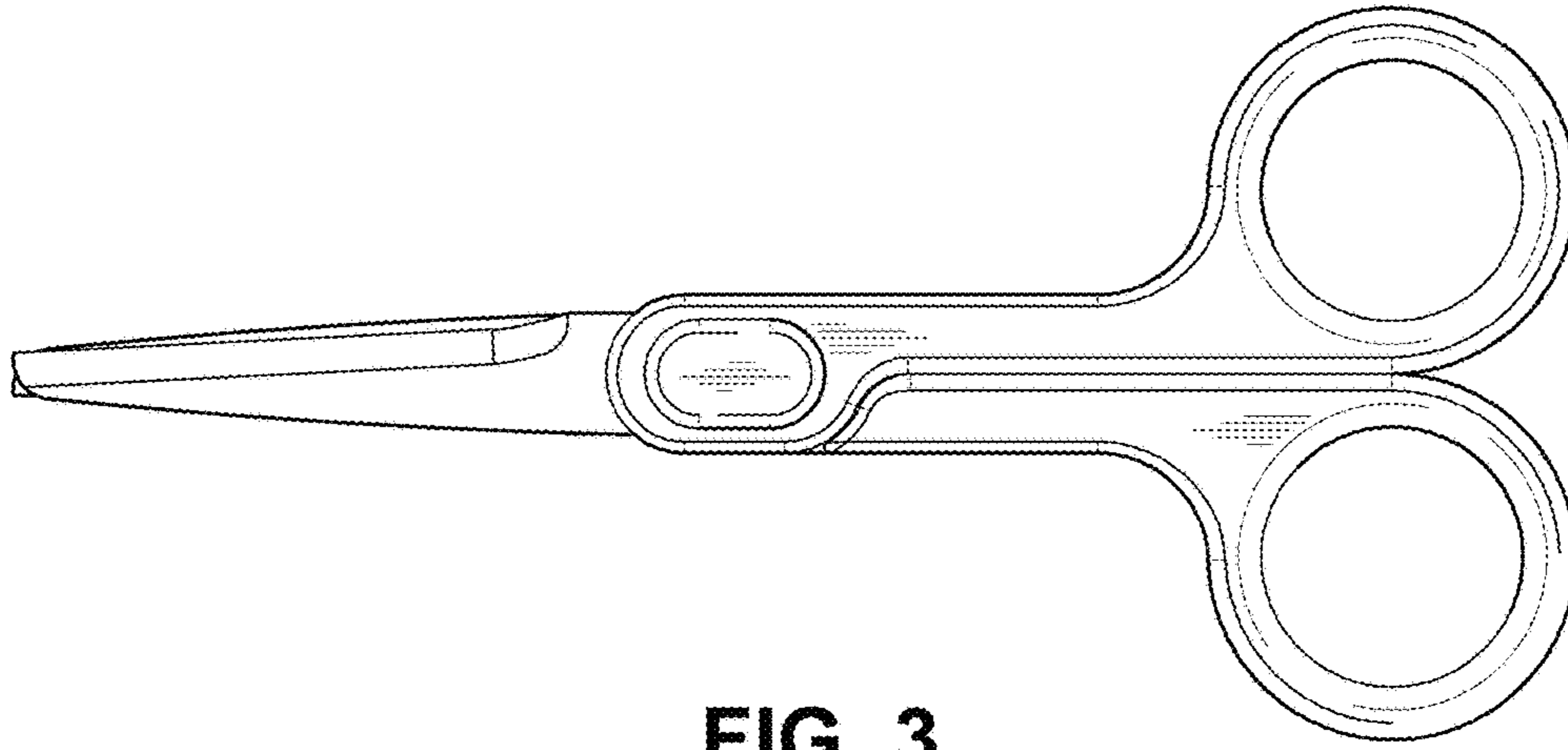


FIG. 3

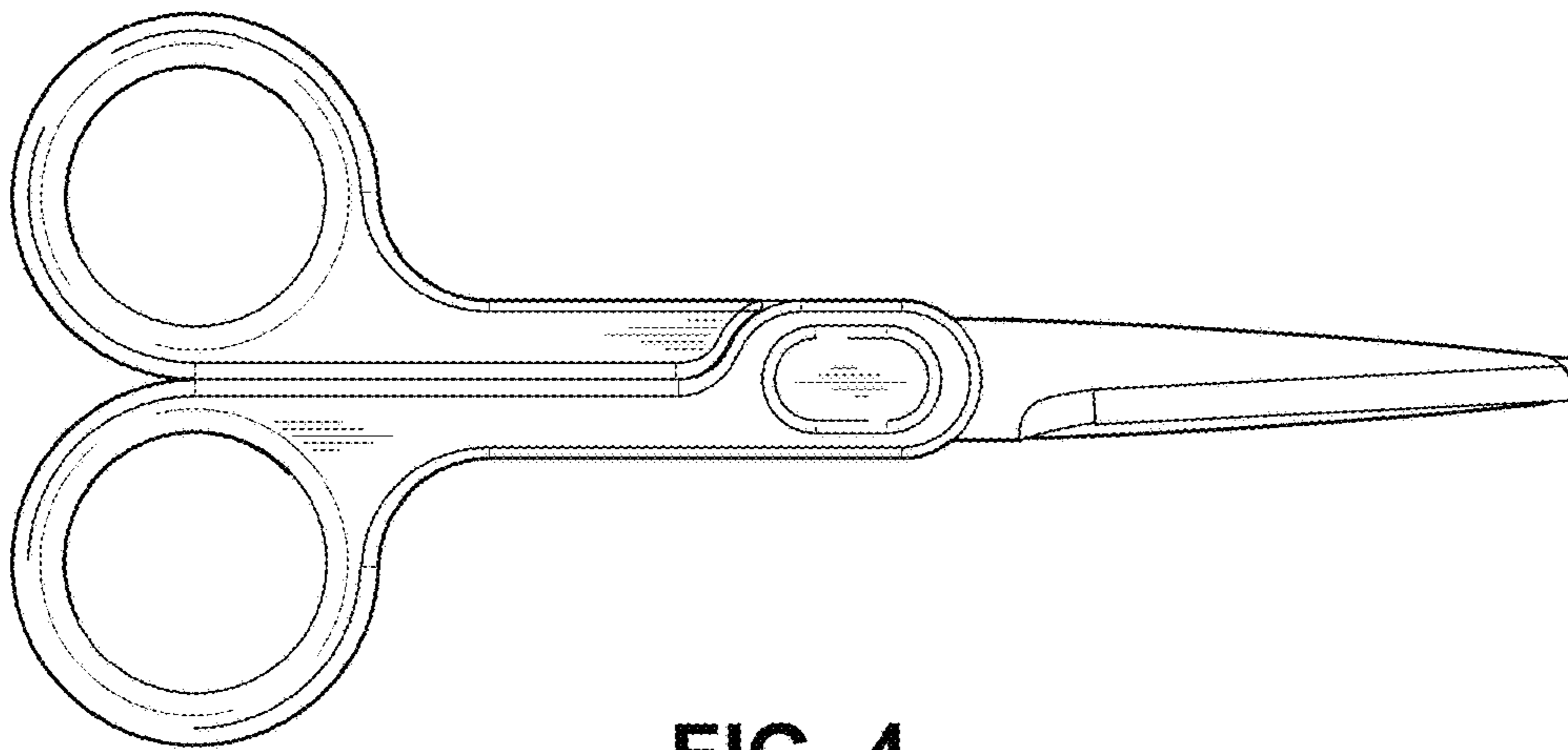


FIG. 4

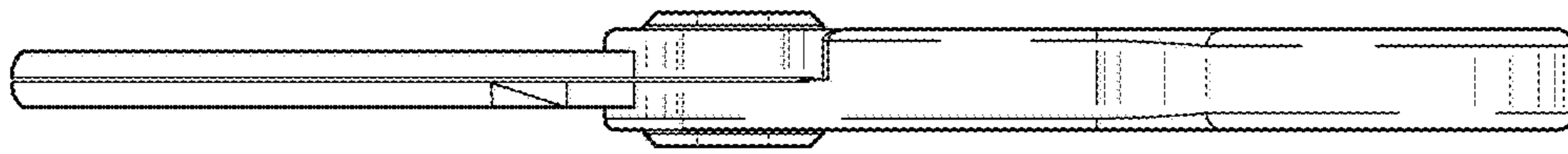


FIG. 5

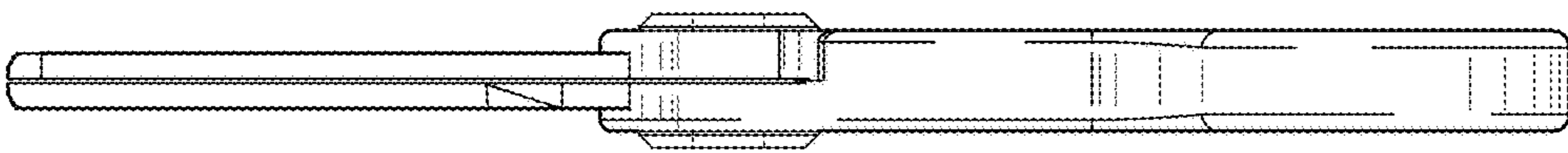


FIG. 6



FIG. 7

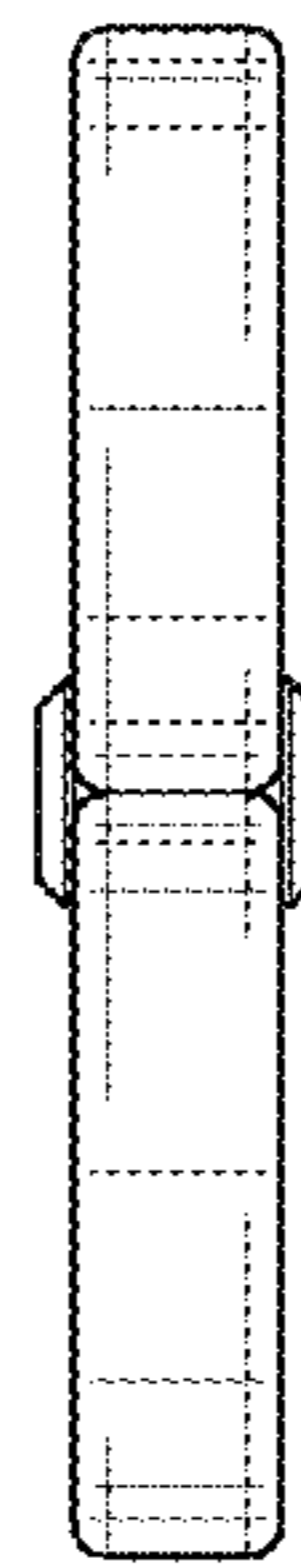


FIG. 8