



US00D789747S

(12) **United States Design Patent**
Hume

(10) **Patent No.:** **US D789,747 S**

(45) **Date of Patent:** **** Jun. 20, 2017**

(54) **FACETED GLASSWARE**

(71) Applicant: **True Fabrications, Inc.**, Seattle, WA (US)

(72) Inventor: **Ryan William Hume**, Seattle, WA (US)

(73) Assignee: **TRUE FABRICATIONS, INC.**, Seattle, WA (US)

(**) Term: **15 Years**

(21) Appl. No.: **29/544,709**

(22) Filed: **Nov. 5, 2015**

(51) **LOC (10) Cl.** **07-01**

(52) **U.S. Cl.**
USPC **D7/530; D7/523; D7/509**

(58) **Field of Classification Search**
USPC D7/507, 509, 523, 524, 525, 526, 527, D7/528, 530, 531, 532, 533, 536, 537, D7/503, 510, 514, 515, 512, 608; 220/592.16, 502.17, 495.03, 740; D3/202; D30/130, 121; 206/307, 217, 206/509; D9/904, 903, 651; D11/90, D11/164, 146, 143, 144, 145; D6/403
CPC A47G 19/22; A47G 19/2205; A47G 19/2227; A47G 23/0233; A45F 3/20; B65D 1/265

See application file for complete search history.

(56) **References Cited**

U.S. PATENT DOCUMENTS

648,182 A *	4/1900	Webb	B65D 3/08 229/106
1,659,383 A *	2/1928	Schott	B01L 3/08 215/371
D81,167 S *	5/1930	Teague	D9/566
D289,142 S *	4/1987	Bijaoui	D9/439
D369,758 S *	5/1996	Remidio	D11/90

D372,427 S *	8/1996	Jago	D9/500
D466,042 S *	11/2002	Cohen	D11/90
D477,227 S *	7/2003	Goswell	D9/529
D485,420 S *	1/2004	Cannon	D11/90
D501,694 S *	2/2005	Cannon	D11/90
D502,886 S *	3/2005	Vroomen	D11/90
D513,393 S *	1/2006	Voorn	D11/90
D521,370 S *	5/2006	Beutler	D9/414
D525,559 S *	7/2006	Aoyagi	D11/90
D546,228 S *	7/2007	Cohen	D11/90
D601,029 S *	9/2009	Wagner	D9/535
D632,027 S *	2/2011	Johnston	D30/121
D666,119 S *	8/2012	Lieberman	D11/90
D708,789 S *	7/2014	Schlatter	D28/87
D714,653 S *	10/2014	Tussy	D9/651
D727,670 S *	4/2015	Rokos	D7/300
D732,889 S *	6/2015	Eyal	D7/396.2
D734,674 S *	7/2015	Tussy	D9/651
D734,894 S *	7/2015	Schlatter	D28/76
D737,689 S *	9/2015	Monteparo	D9/435

(Continued)

Primary Examiner — Marianne Pandozzi

Assistant Examiner — Jae Liang

(74) *Attorney, Agent, or Firm* — Vicky Kaur Bajwa

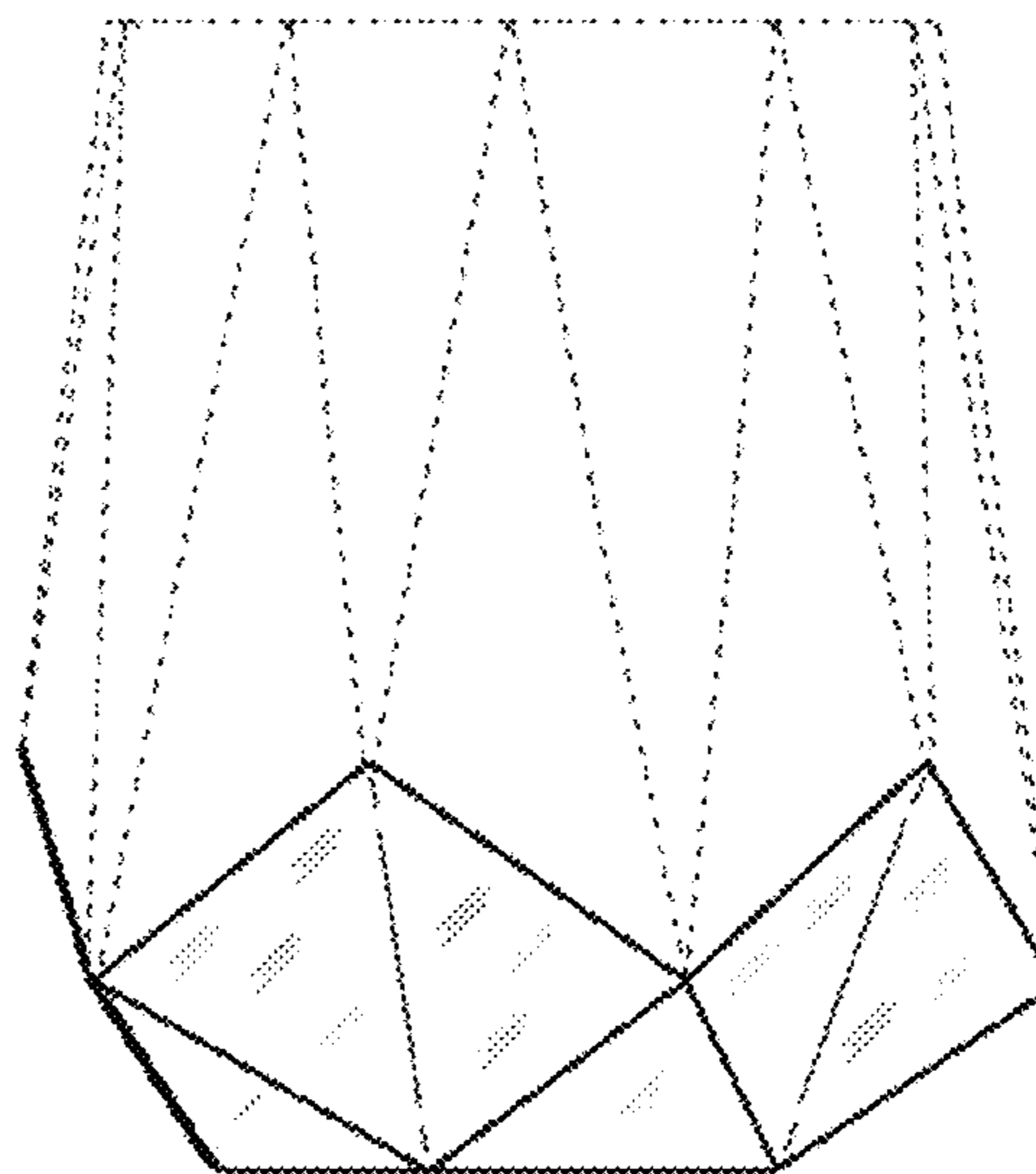
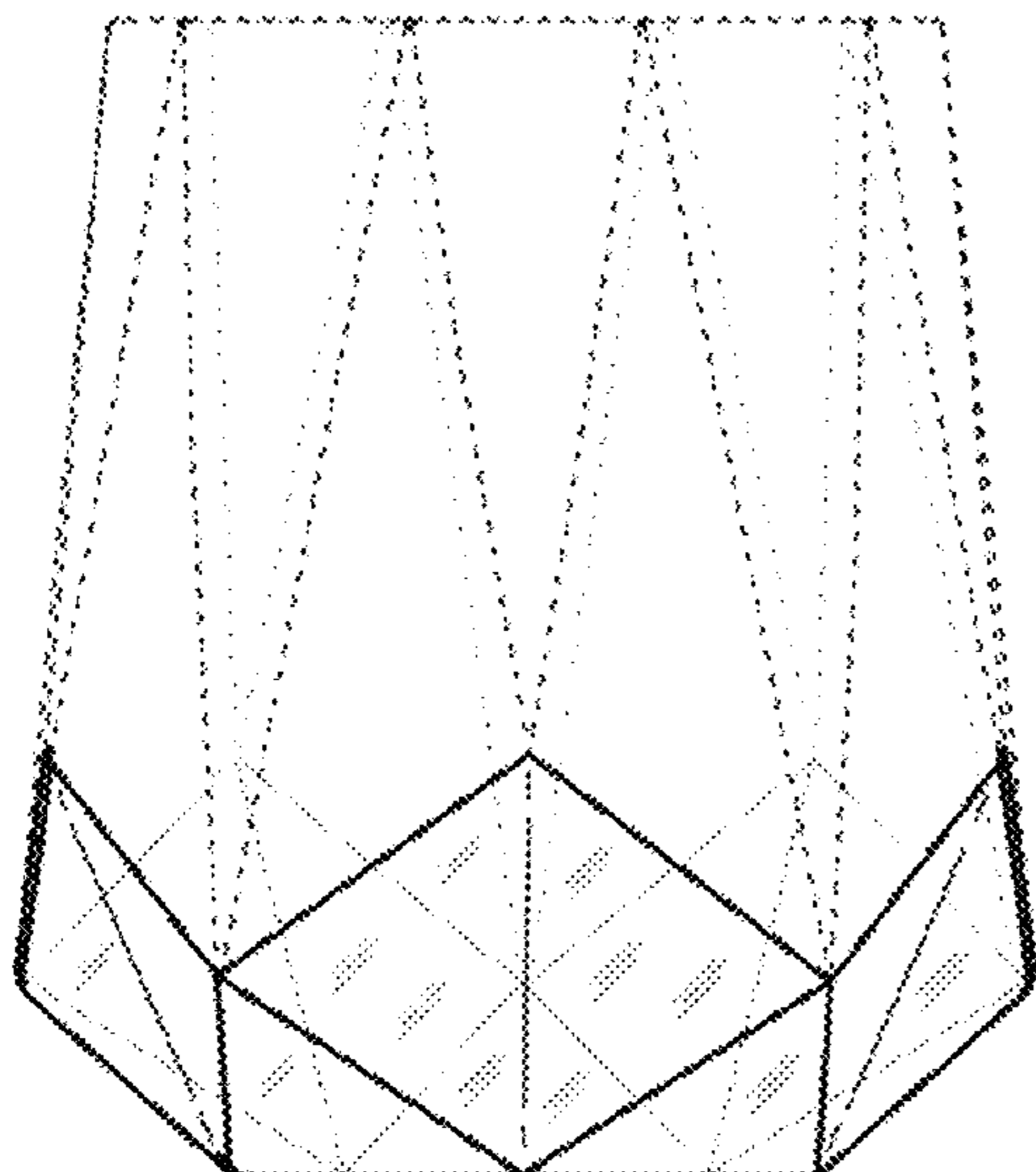
(57) **CLAIM**

The ornamental design for a faceted glassware, as shown and described.

DESCRIPTION

FIG. 1 is a top perspective view of a faceted glassware showing my new design;
FIG. 2 is a front elevational view thereof;
FIG. 3 is a rear elevational view thereof;
FIG. 4 is a right side elevational view thereof;
FIG. 5 is a left side elevational view thereof;
FIG. 6 is a top view thereof; and,
FIG. 7 is a bottom view thereof.
The broken lines in the drawing depict portions of the faceted glassware that form no part of the claimed design.

1 Claim, 4 Drawing Sheets



(56)

References Cited

U.S. PATENT DOCUMENTS

D751,863	S	*	3/2016	Eyal	D7/507
D752,291	S	*	3/2016	Schlatter	D28/87
D760,545	S	*	7/2016	Kayiwa	D7/514
D767,442	S	*	9/2016	Berdan	D11/90
D769,769	S	*	10/2016	Hasenfeld	D11/90
D774,833	S	*	12/2016	Likar	D7/558
2011/0266248	A1	*	11/2011	Popiel	B65D 1/0223 215/316

* cited by examiner

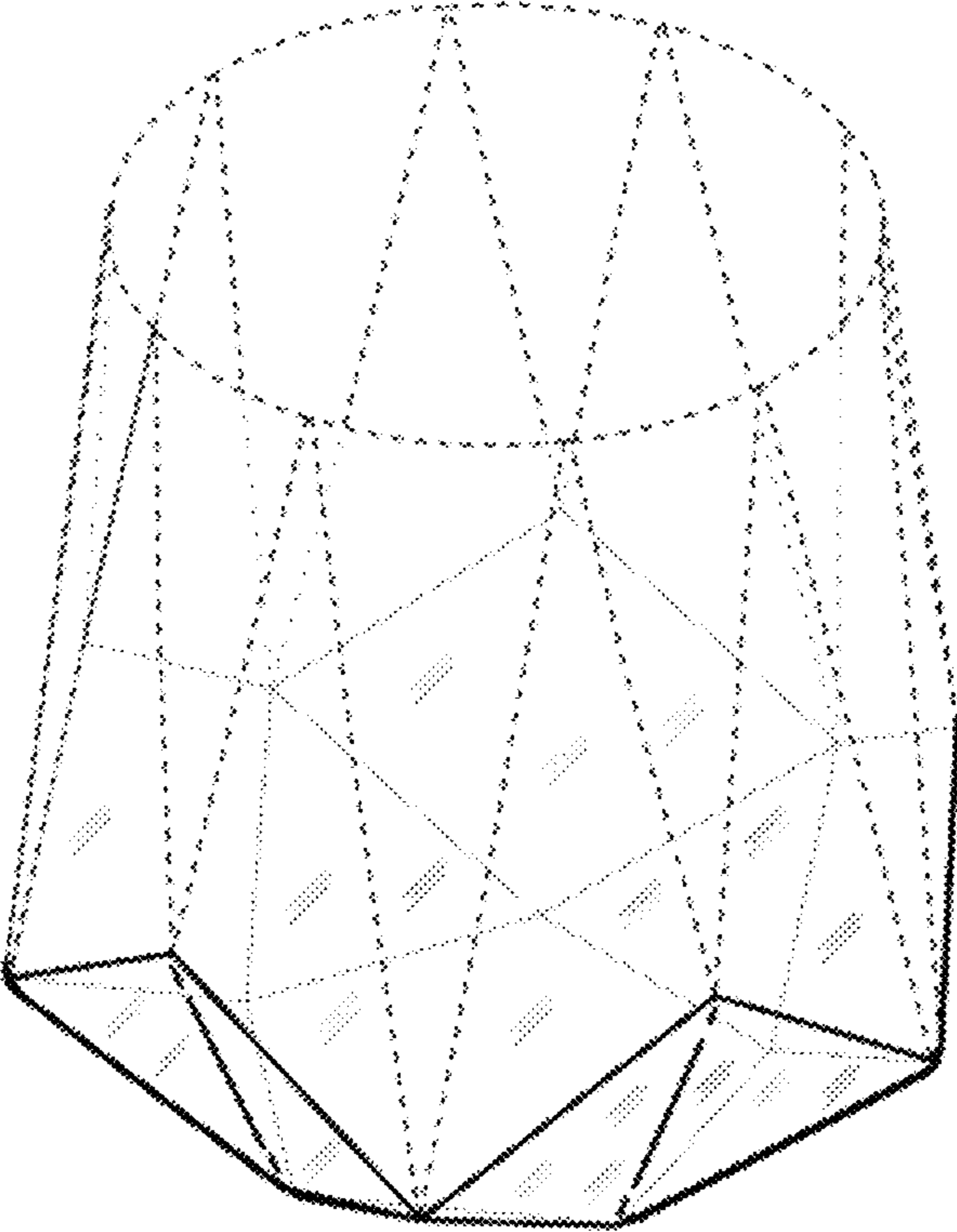


FIG. 1

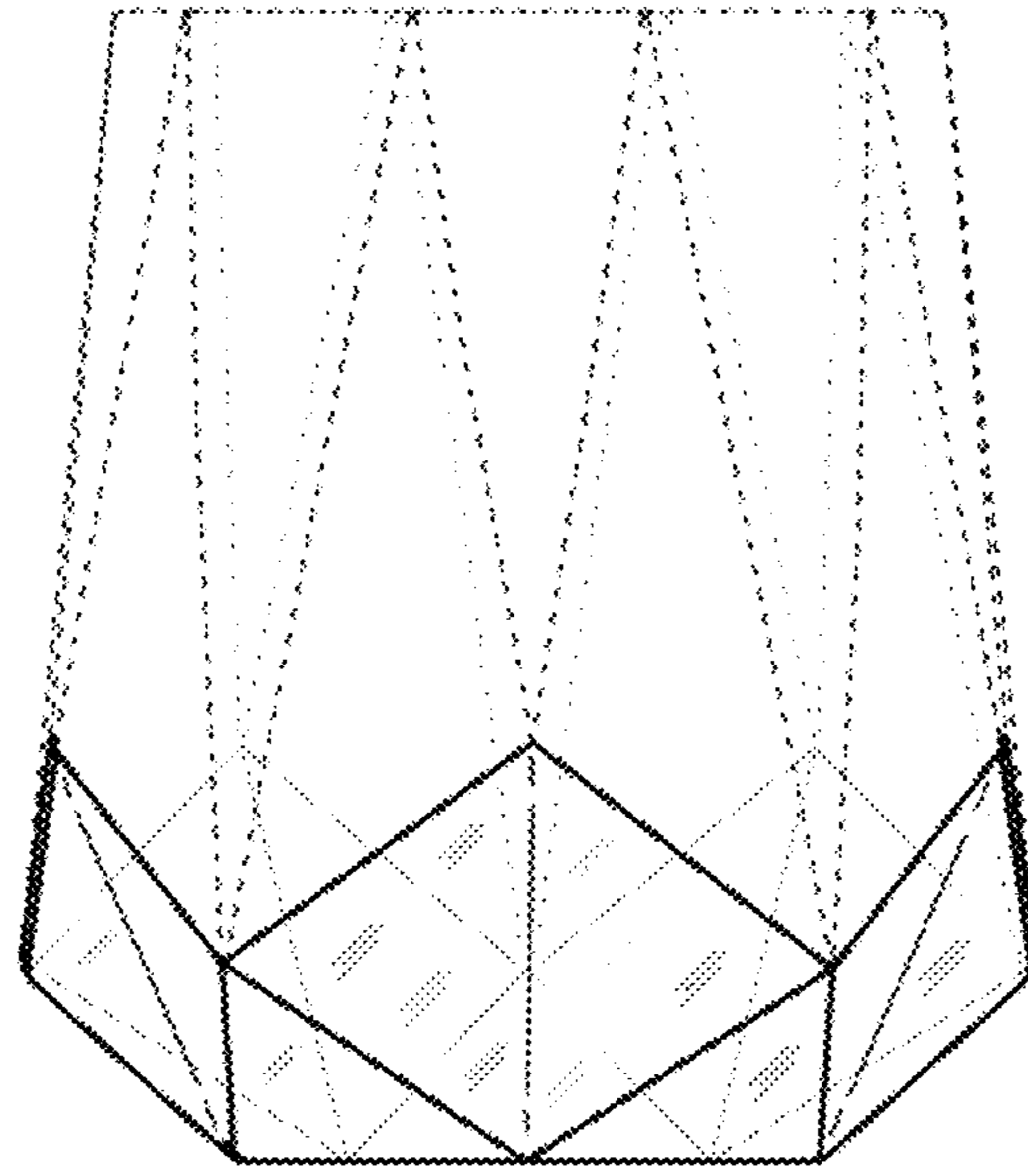


FIG. 2

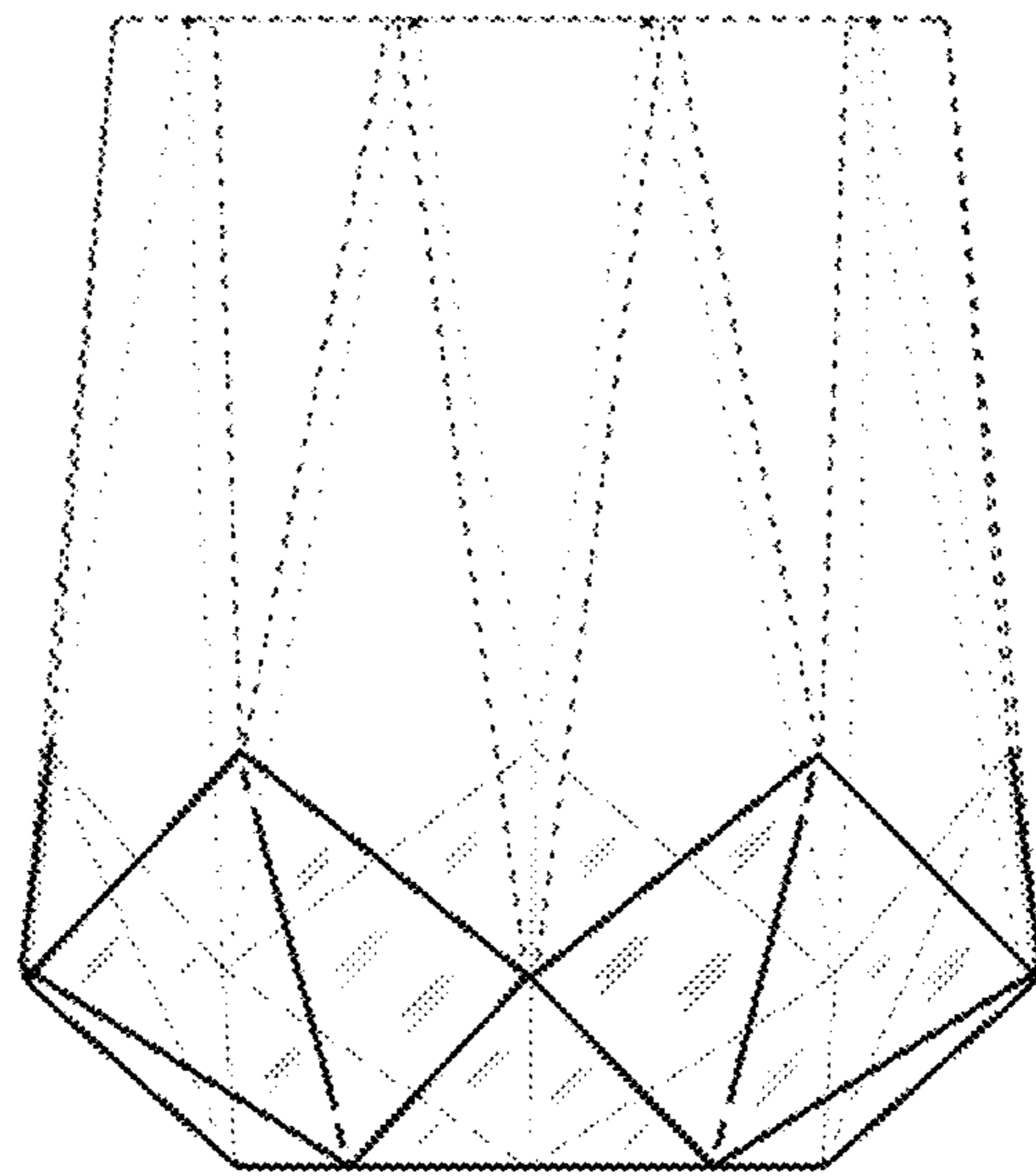


FIG. 3

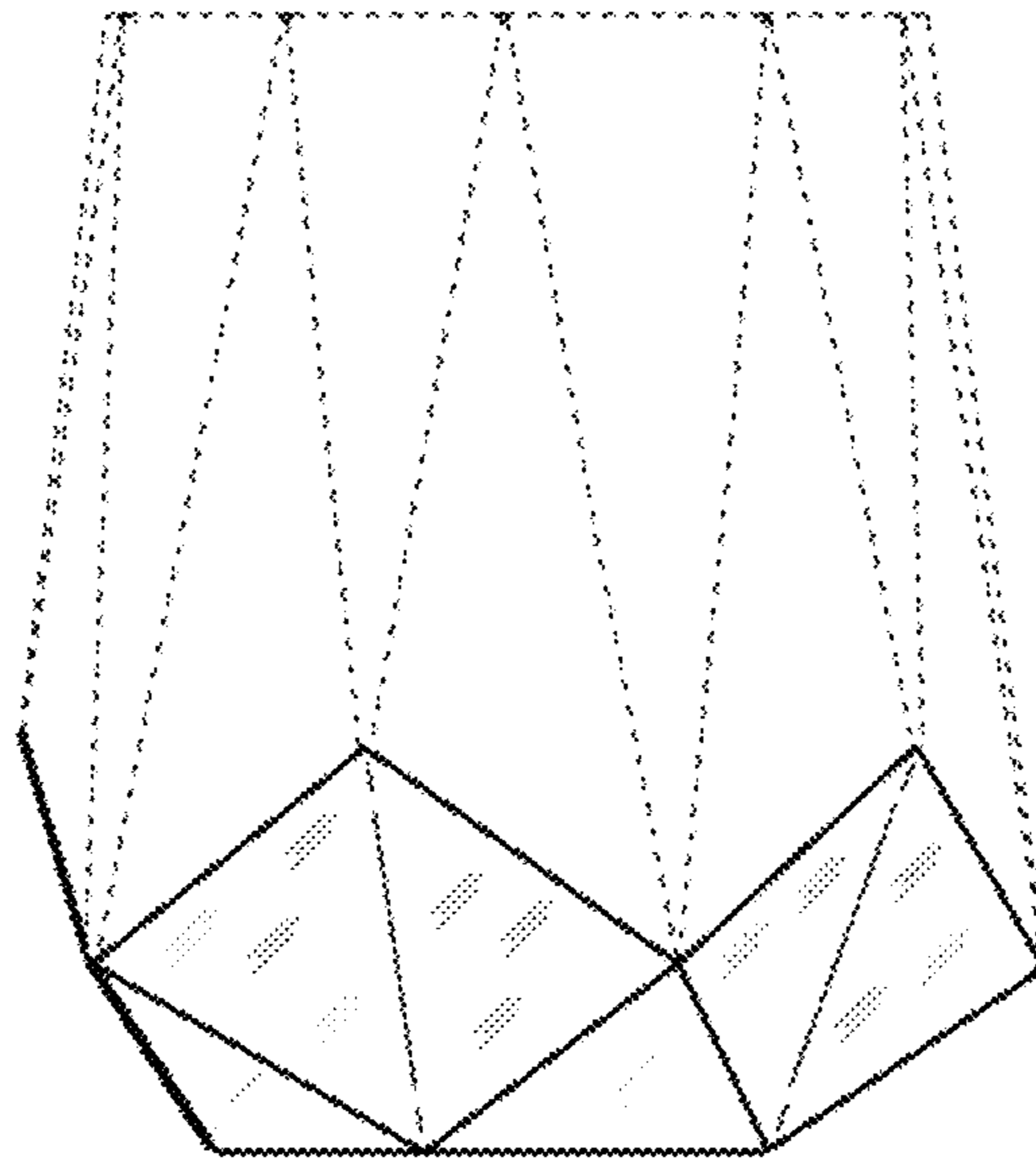


FIG. 4

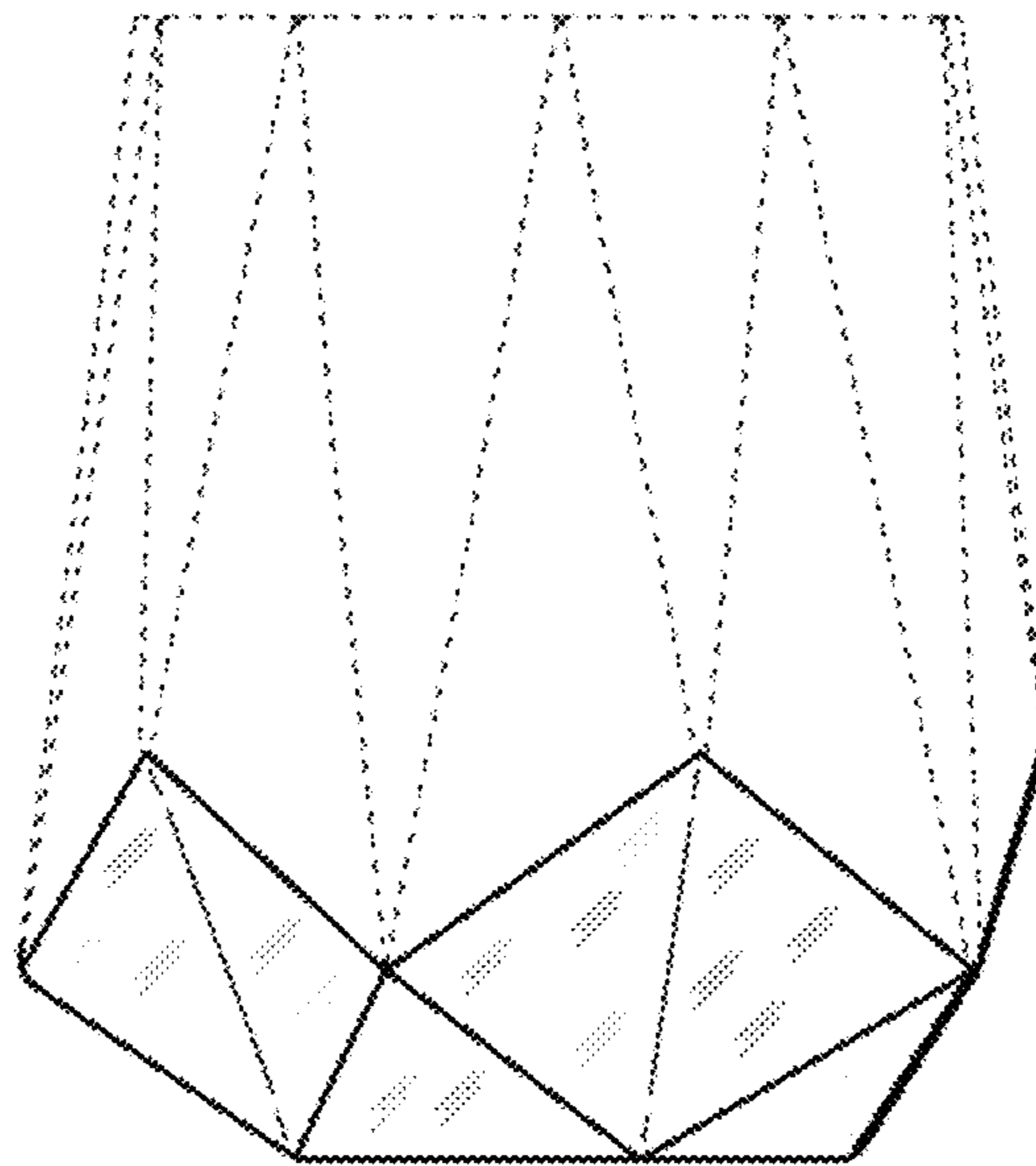


FIG. 5

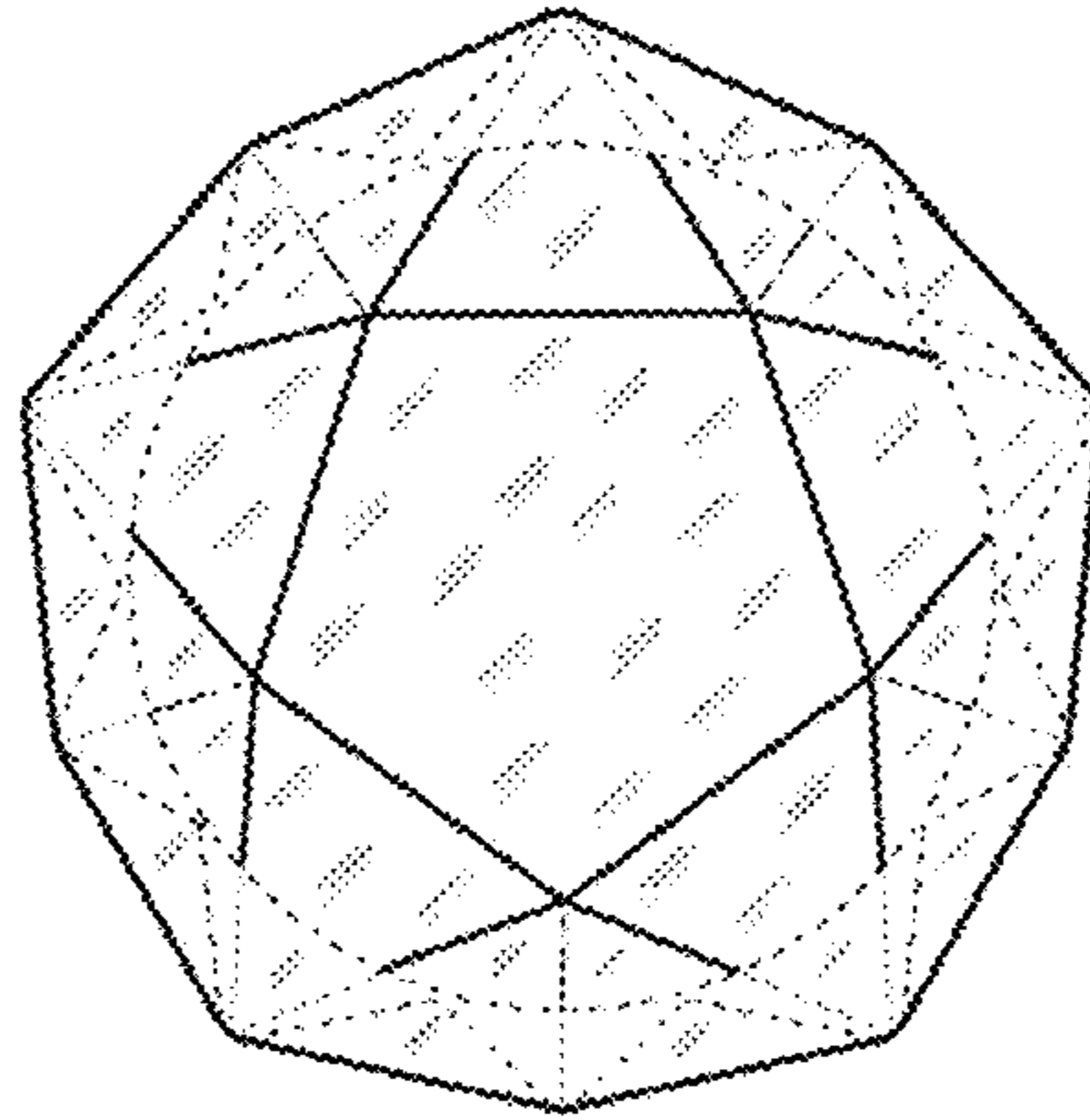


FIG. 6

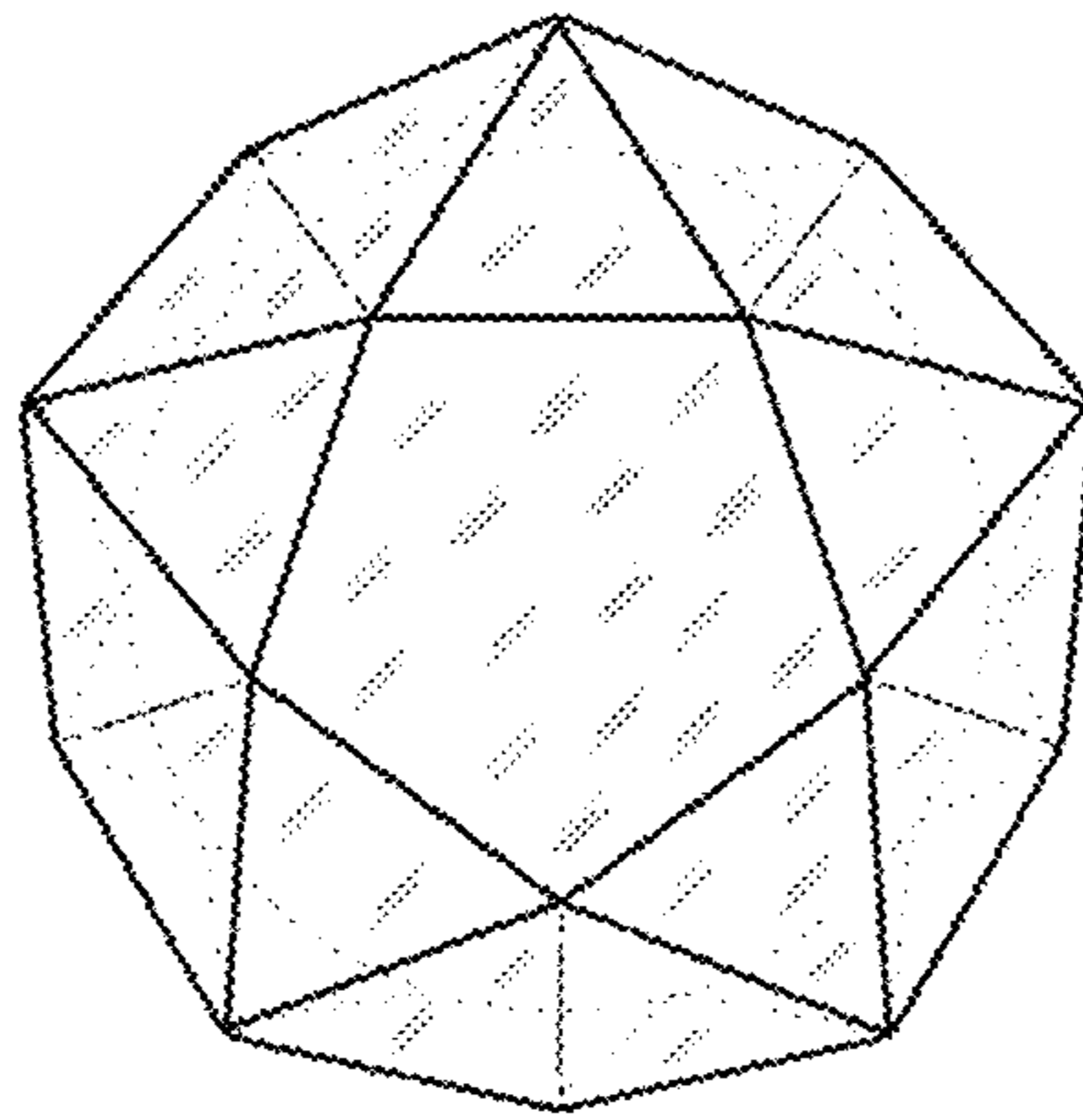


FIG. 7