



US00D789746S

(12) **United States Design Patent**  
**Wei**

(10) **Patent No.:** **US D789,746 S**  
(45) **Date of Patent:** **\*\* Jun. 20, 2017**

(54) **GOBLET-SHAPED WINE DECANTER**

(71) Applicant: **Thankhot Bio-Tech Co., Ltd.**,  
Guangdong Province (CN)

(72) Inventor: **Honghua Wei**, Guangdong Province  
(CN)

(73) Assignee: **THANKHOT BIO-TECH CO., LTD.**,  
Guangdong Province (CN)

(\*\*) Term: **14 Years**

(21) Appl. No.: **29/518,121**

(22) Filed: **Feb. 20, 2015**

(51) **LOC (10) Cl.** ..... **07-01**

(52) **U.S. Cl.**

USPC ..... **D7/524**; D7/598; D7/507

(58) **Field of Classification Search**

USPC ..... D7/509, 524, 525, 526, 527, 528, 533,  
D7/536, 537, 598, 599, 397, 398, 507;  
220/703, 711, 712, 745; 215/374;  
206/426

CPC ..... A47G 19/2205; A47G 2400/045; A47G  
7/07; B65D 85/505

See application file for complete search history.

(56) **References Cited**

**U.S. PATENT DOCUMENTS**

D355,812 S \* 2/1995 DuBow ..... D7/524  
D358,080 S \* 5/1995 Handler ..... D7/507  
5,586,647 A \* 12/1996 Barta ..... A47G 19/2255  
206/217  
7,543,717 B2 \* 6/2009 Hinkle ..... A47G 19/2205  
220/508  
7,861,888 B2 \* 1/2011 Niedzwiecki ..... A47G 19/2255  
206/499  
D660,078 S \* 5/2012 Kehoe ..... D7/213  
D663,172 S \* 7/2012 Huynh ..... D7/397

D677,524 S \* 3/2013 Agarwal ..... D7/397  
D681,393 S \* 5/2013 Agarwal ..... D7/213  
8,636,170 B2 \* 1/2014 LaFever ..... A47G 19/2222  
215/388  
8,757,048 B2 \* 6/2014 Burroughs ..... A47G 19/2205  
220/703  
D712,199 S \* 9/2014 Borden ..... D7/397  
8,894,042 B2 \* 11/2014 Kilduff ..... A47G 19/2205  
261/115  
D720,959 S \* 1/2015 Mok ..... D7/392  
9,022,250 B2 \* 5/2015 Stern ..... A47G 19/2205  
220/719  
9,271,589 B2 \* 3/2016 Stern ..... A47G 19/2205

\* cited by examiner

*Primary Examiner* — Marianne Pandozzi

*Assistant Examiner* — Jae Liang

(74) *Attorney, Agent, or Firm* — The Dobrusin Law Firm,  
P.C.

(57) **CLAIM**

The ornamental design for a goblet-shaped wine decanter, as shown and described.

**DESCRIPTION**

FIG. 1 is a perspective view of a goblet-shaped wine decanter showing my new design;

FIG. 2 is a front view thereof;

FIG. 3 is a cross sectional view showing a section taken along line 3-3 of FIG. 2;

FIG. 4 is a left side view thereof;

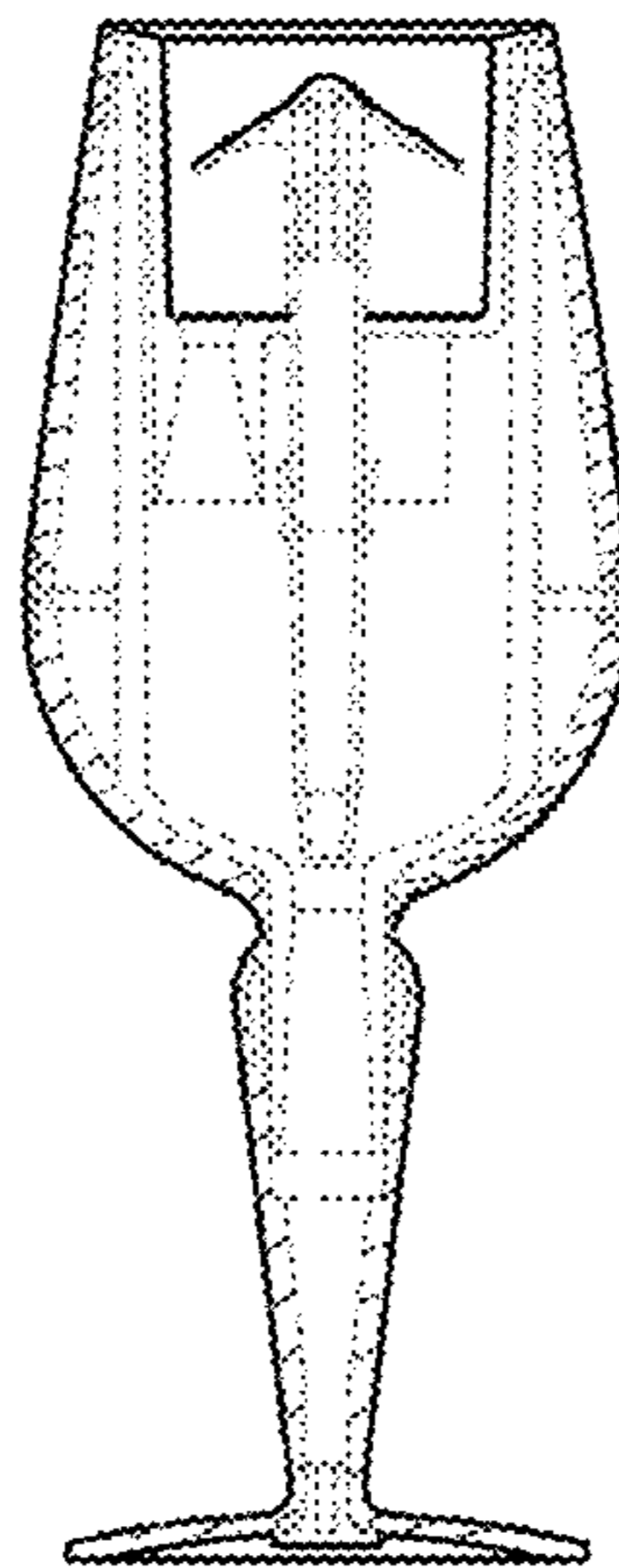
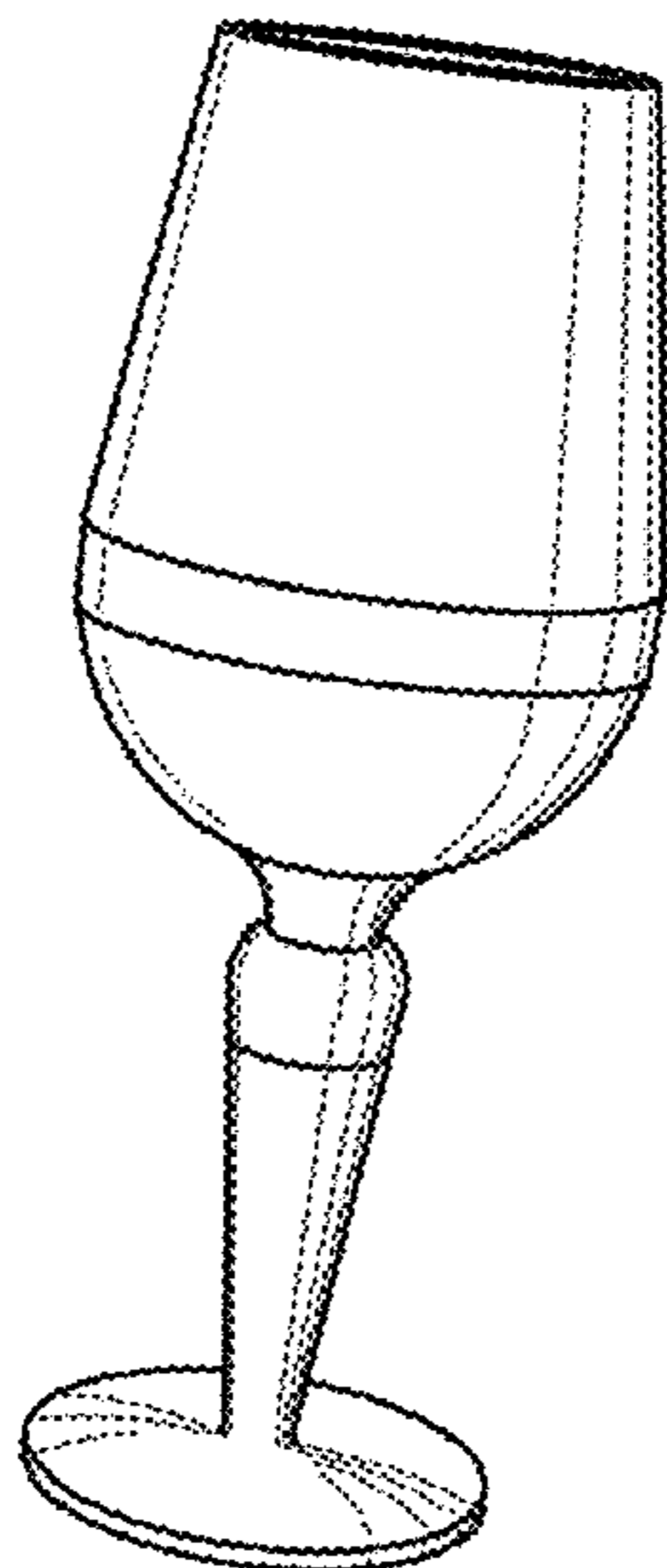
FIG. 5 is a cross sectional view showing a section taken along line 5-5 of FIG. 4;

FIG. 6 is a top view thereof; and,

FIG. 7 is a bottom view thereof.

The broken lines in the drawings depict portions of the goblet-shaped wine decanter that form no part of the claimed design.

**1 Claim, 7 Drawing Sheets**



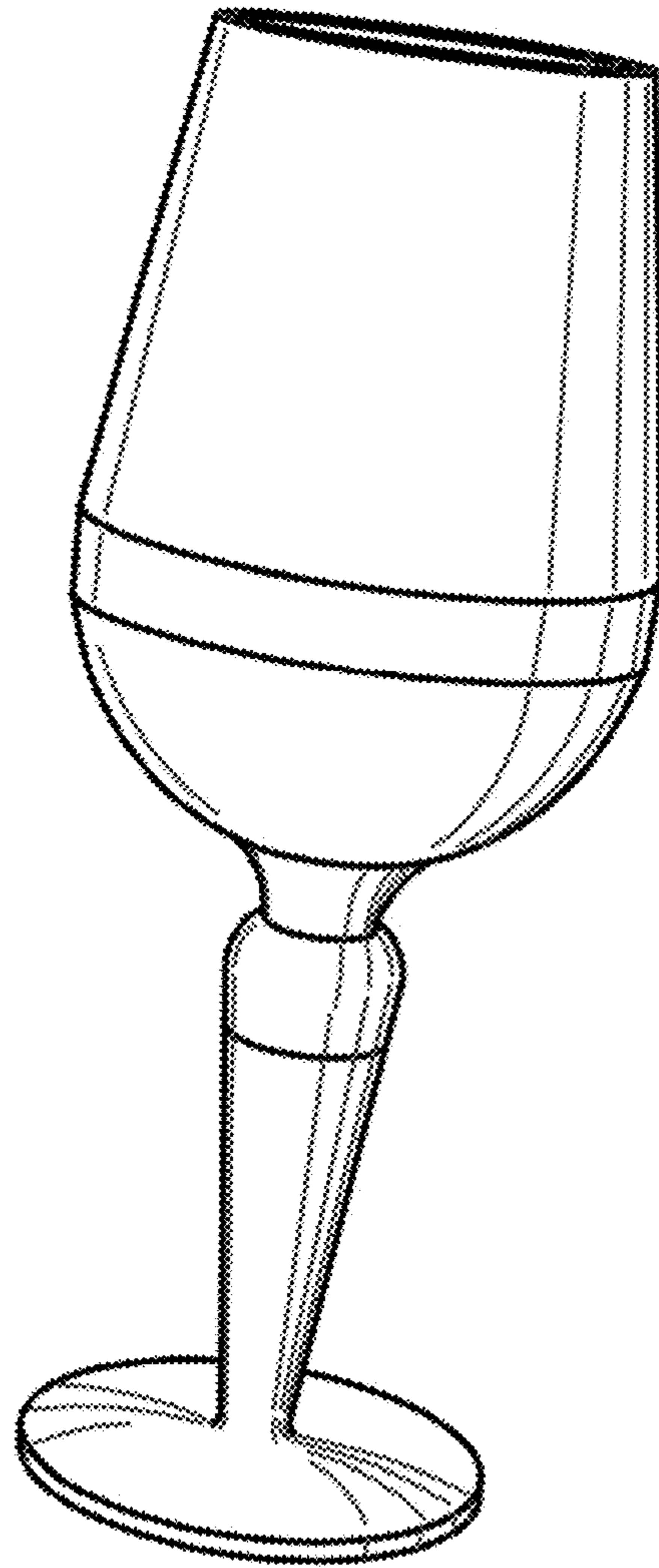


FIG. 1

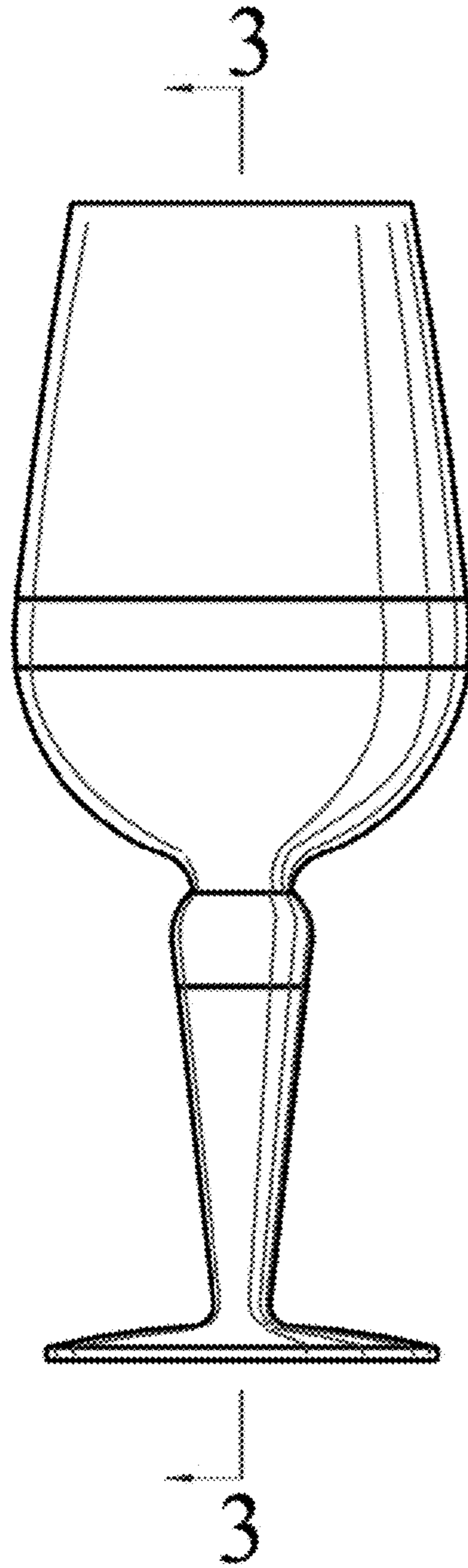


FIG.2

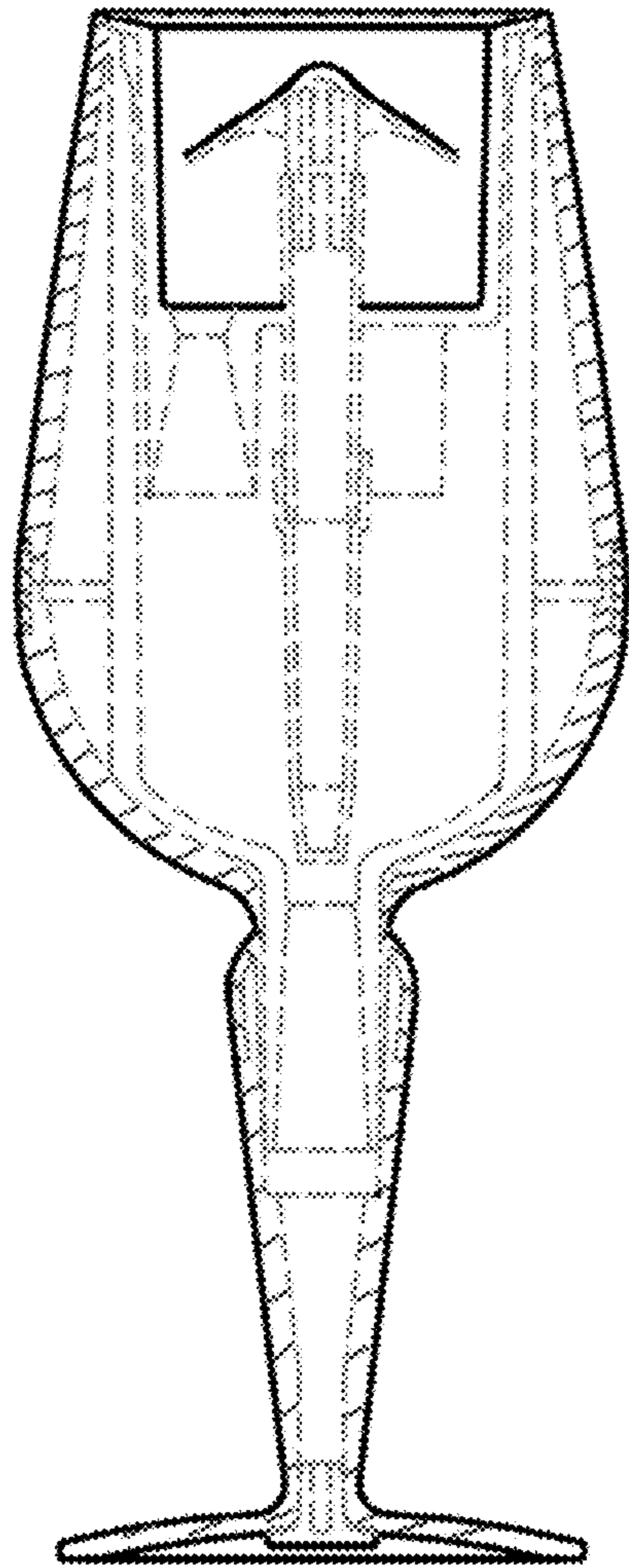


FIG.3

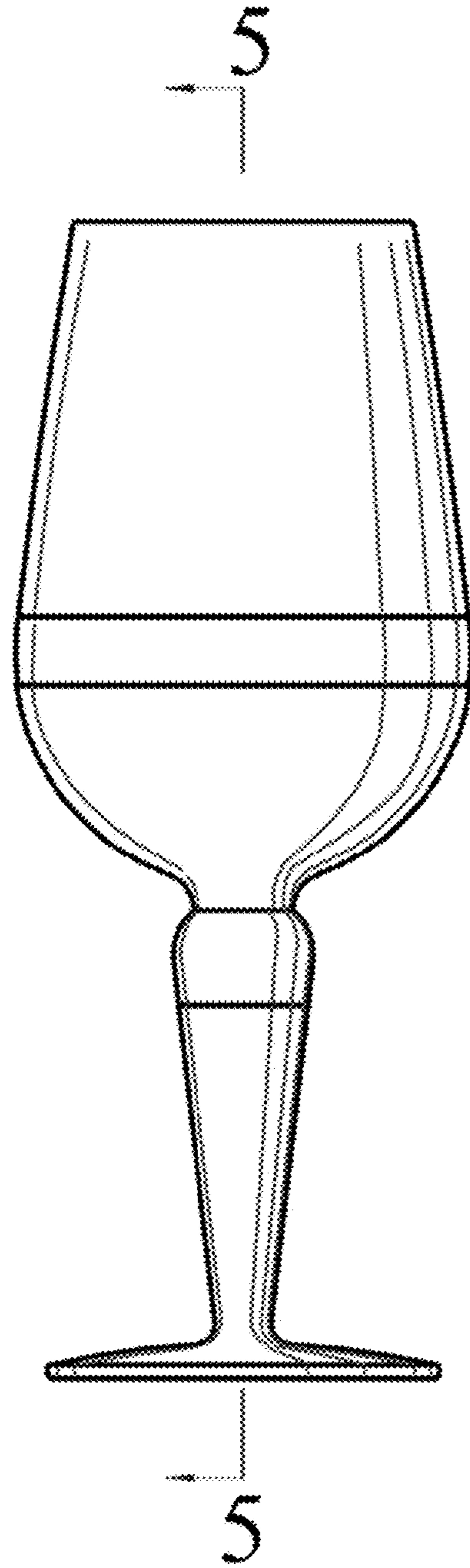


FIG.4

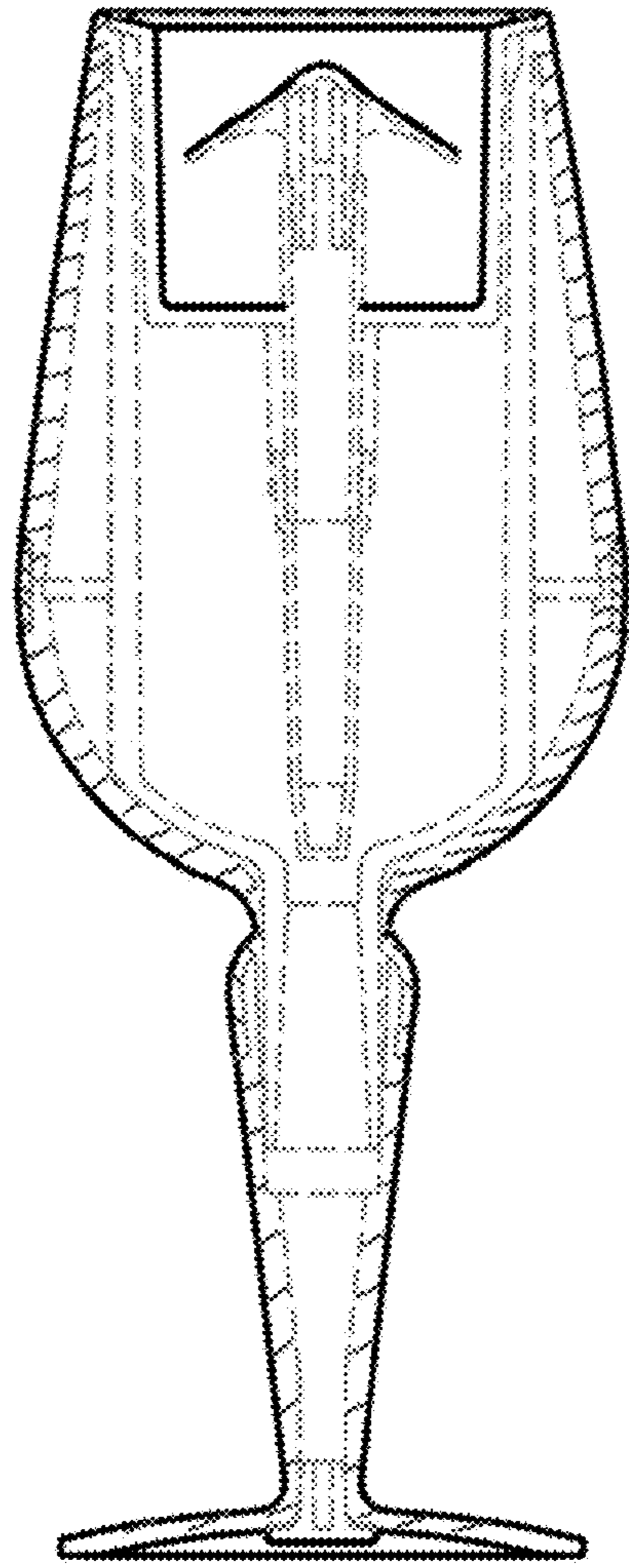


FIG. 5

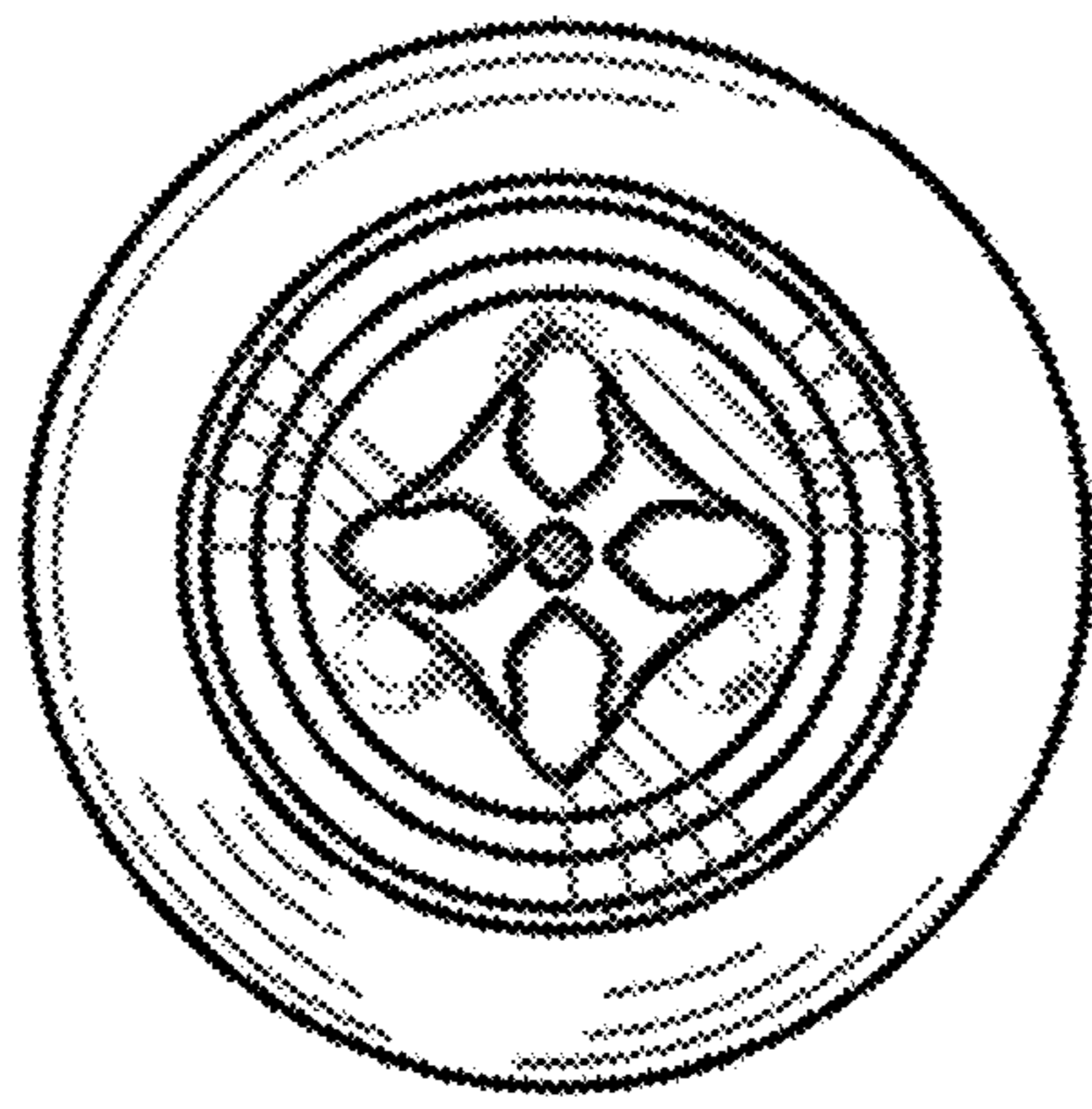


FIG.6

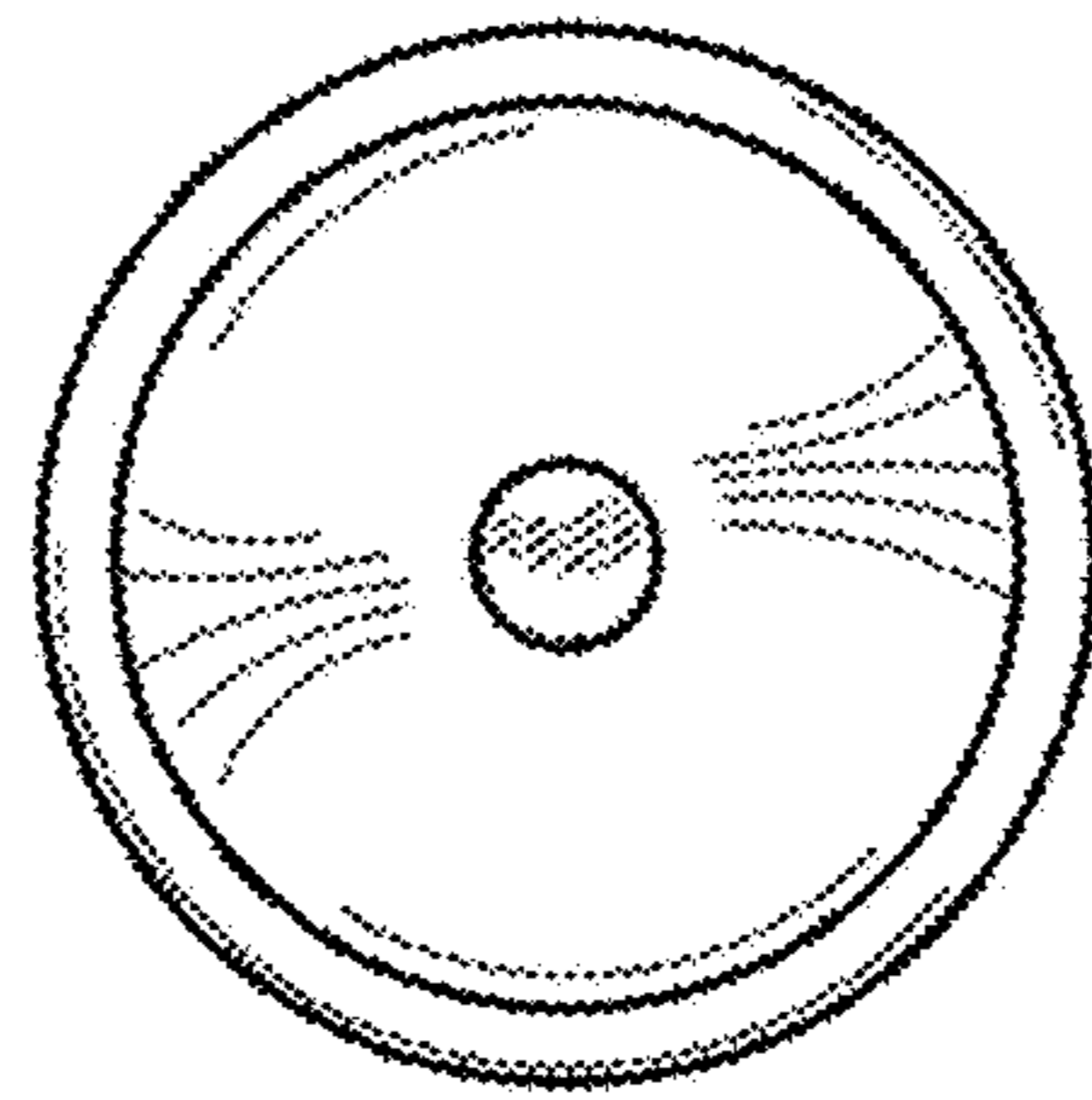


FIG.7