

US00D789739S

(12) **United States Design Patent**  
**Jeon et al.**

(10) **Patent No.:** **US D789,739 S**  
(45) **Date of Patent:** **\*\* Jun. 20, 2017**

(54) **OVEN**

(71) Applicant: **Samsung Electronics Co., Ltd.**,  
Suwon-si, Gyeonggi-do (KR)

(72) Inventors: **Sei-Il Jeon**, Gimpo-si (KR); **Dae-Kyun Lee**, Suwon-si (KR)

(73) Assignee: **SAMSUNG ELECTRONICS CO., LTD.**, Gyeonggi-Do (KR)

(\*\*) Term: **15 Years**

(21) Appl. No.: **29/528,336**

(22) Filed: **May 28, 2015**

(30) **Foreign Application Priority Data**

Nov. 28, 2014 (KR) ..... 30-2014-0057760

(51) **LOC (10) Cl.** ..... **07-02**

(52) **U.S. Cl.**  
USPC ..... **D7/405**

(58) **Field of Classification Search**

USPC ..... D7/402-408, 346-349, 350.1-351, 323,  
D7/330-340

CPC .... H05B 6/763; H05B 6/6414; H05B 6/6408;  
Y02B 40/14; Y02B 40/143; Y02B  
40/146; F24C 15/02; F24C 1/00; F24C  
14/00; F24C 3/00; F24C 5/00; F24C  
7/00; A47J 37/07; A47J 37/06

See application file for complete search history.

(56) **References Cited**

**U.S. PATENT DOCUMENTS**

5,881,710 A \* 3/1999 Davis ..... F24C 15/04  
126/194  
D463,198 S \* 9/2002 Nishikawa ..... D7/351

D516,862 S \* 3/2006 Grutzke ..... D7/405  
D565,888 S \* 4/2008 Frank ..... D7/351  
D594,691 S \* 6/2009 Baacke ..... D7/348  
7,721,728 B2 \* 5/2010 Ho Kim ..... F24C 15/006  
126/198  
7,874,289 B2 \* 1/2011 Larsen ..... F24C 15/006  
126/198  
D755,007 S \* 5/2016 Lee ..... D7/405  
D764,227 S \* 8/2016 Jeon ..... D7/402  
D764,228 S \* 8/2016 Kim ..... D7/405  
D764,854 S \* 8/2016 Kim ..... D7/339  
2009/0194092 A1 \* 8/2009 Shon ..... F24C 15/327  
126/273 R

\* cited by examiner

*Primary Examiner* — Sheryl Lane

*Assistant Examiner* — Nicole Shiflet

(74) *Attorney, Agent, or Firm* — Cantor Colburn LLP

(57) **CLAIM**

The ornamental design for an oven, as shown and described.

**DESCRIPTION**

FIG. 1 is a perspective view of an oven, showing our new design;

FIG. 2 is a front view thereof;

FIG. 3 is a rear view thereof;

FIG. 4 is a left side view thereof;

FIG. 5 is a right side view thereof;

FIG. 6 is a top view thereof; and,

FIG. 7 is a bottom view thereof.

The broken lines are for environmental purpose only and form no part of the claimed design.

**1 Claim, 7 Drawing Sheets**

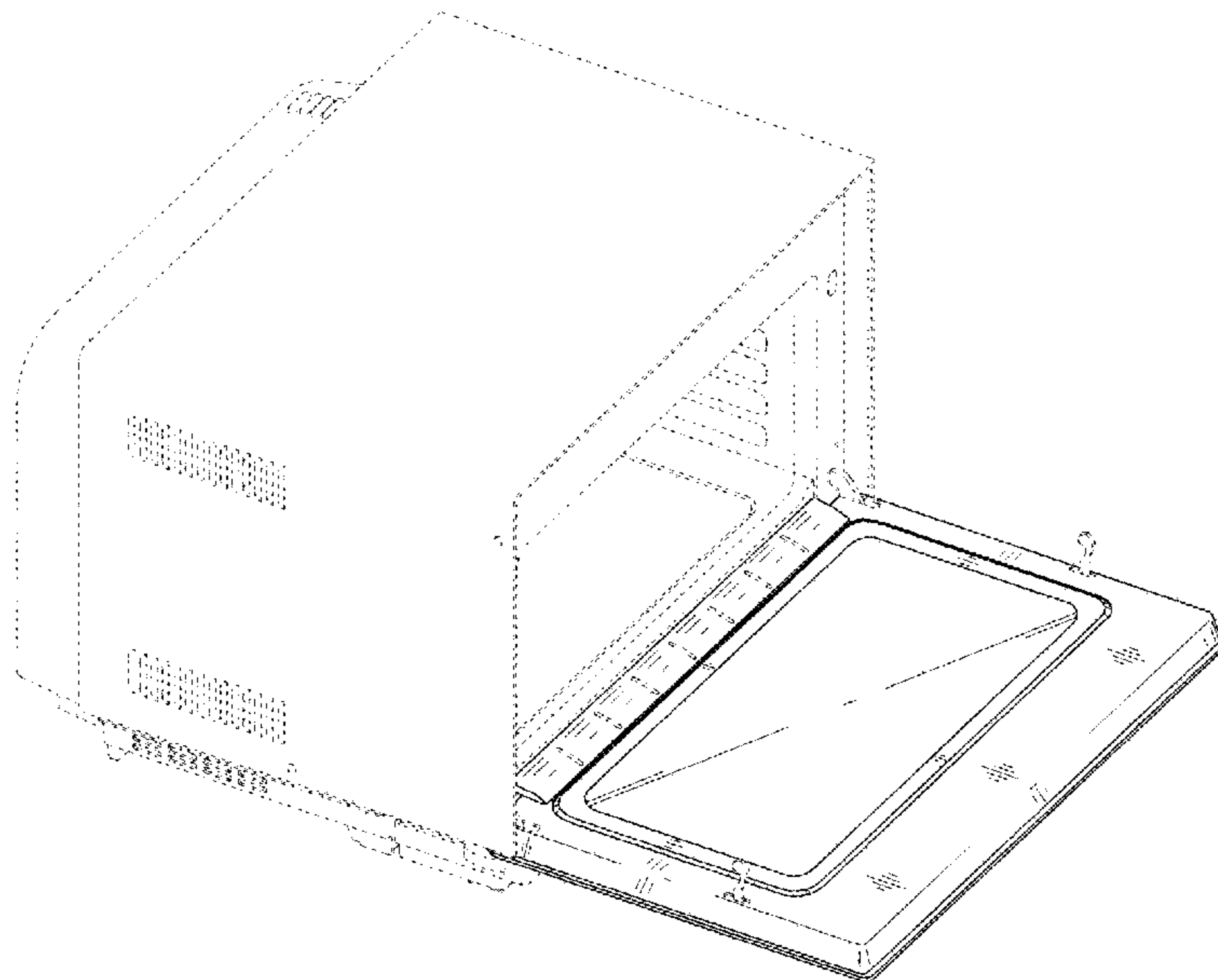


FIG. 1

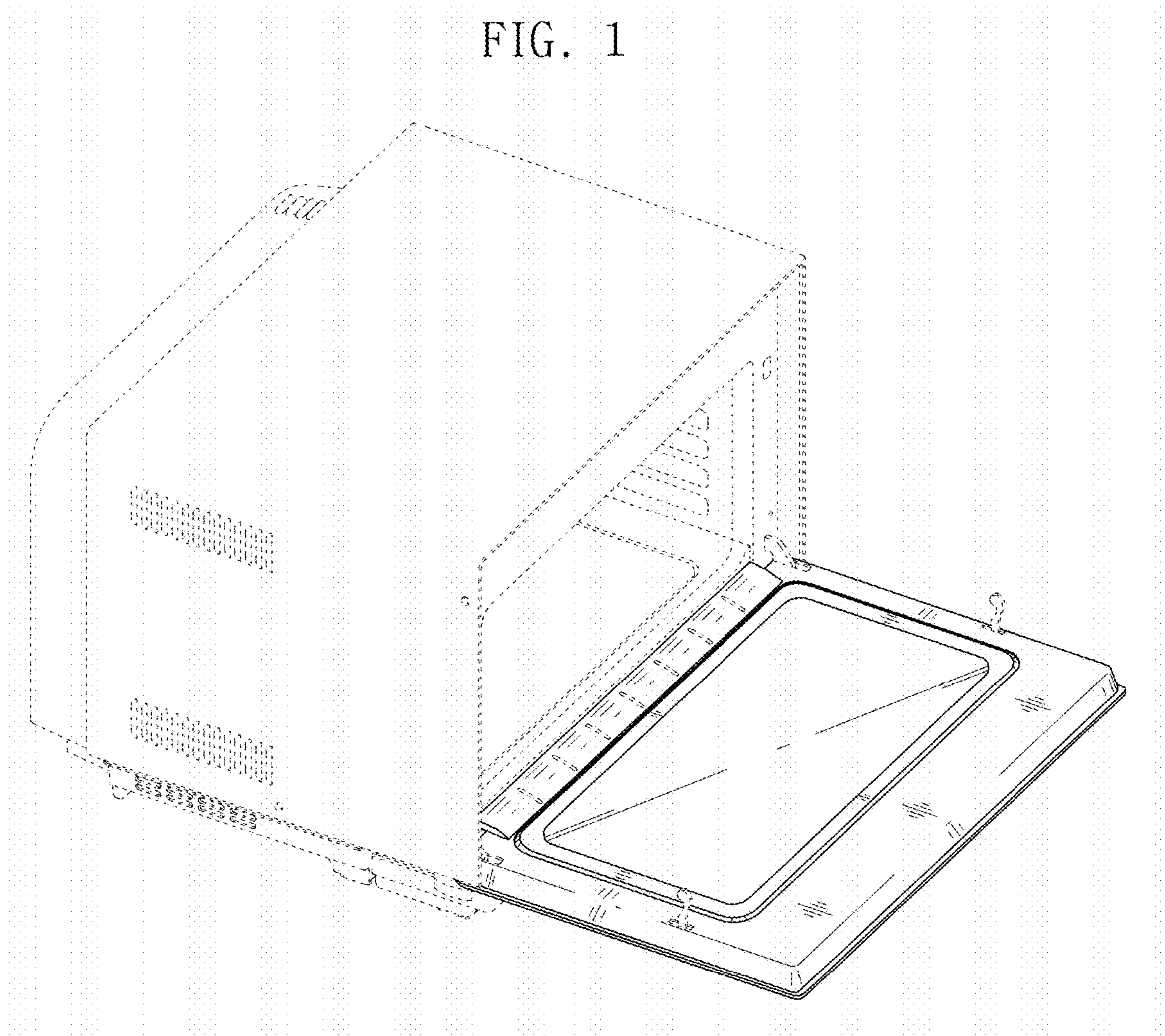


FIG. 2

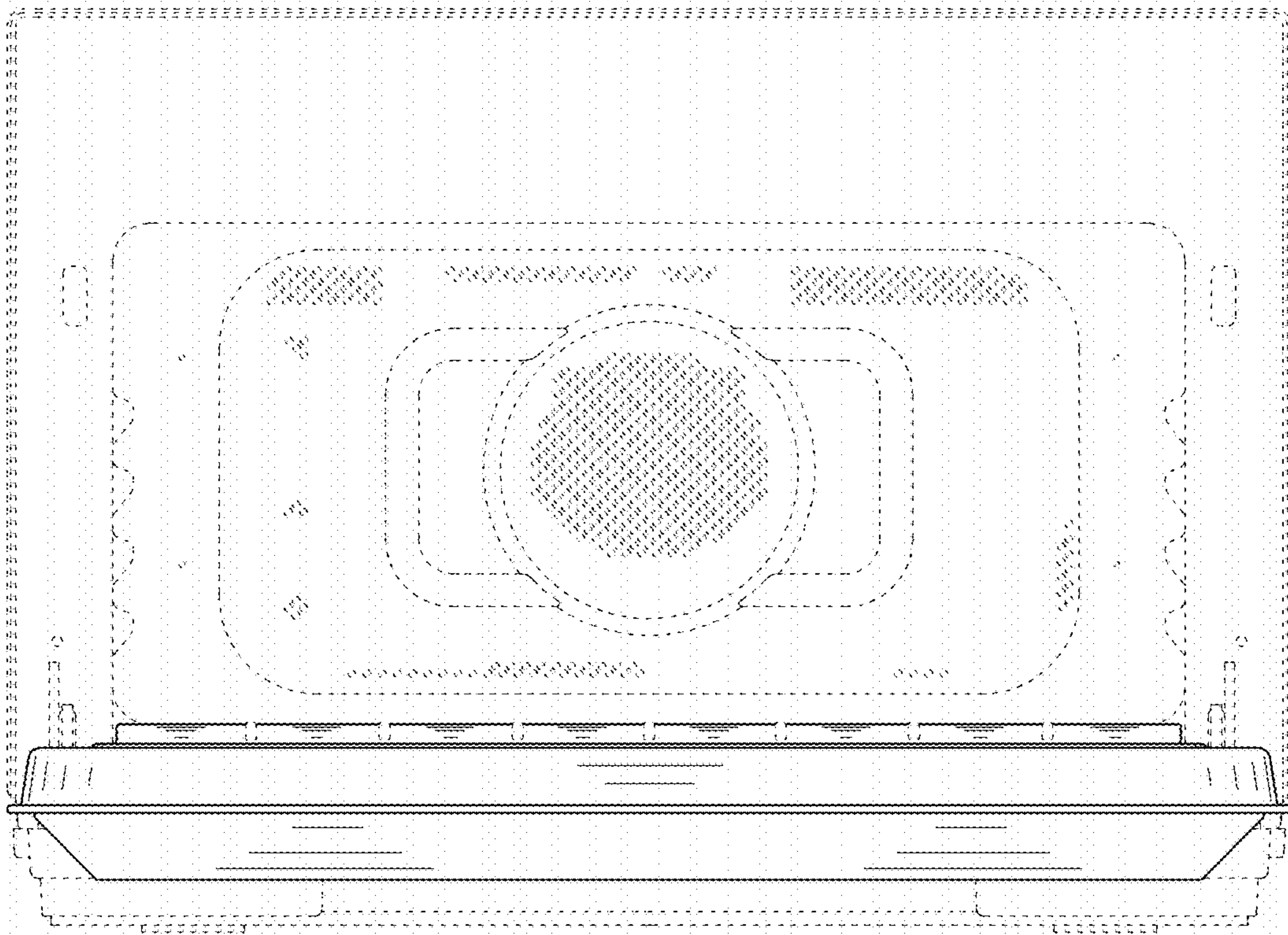


FIG. 3

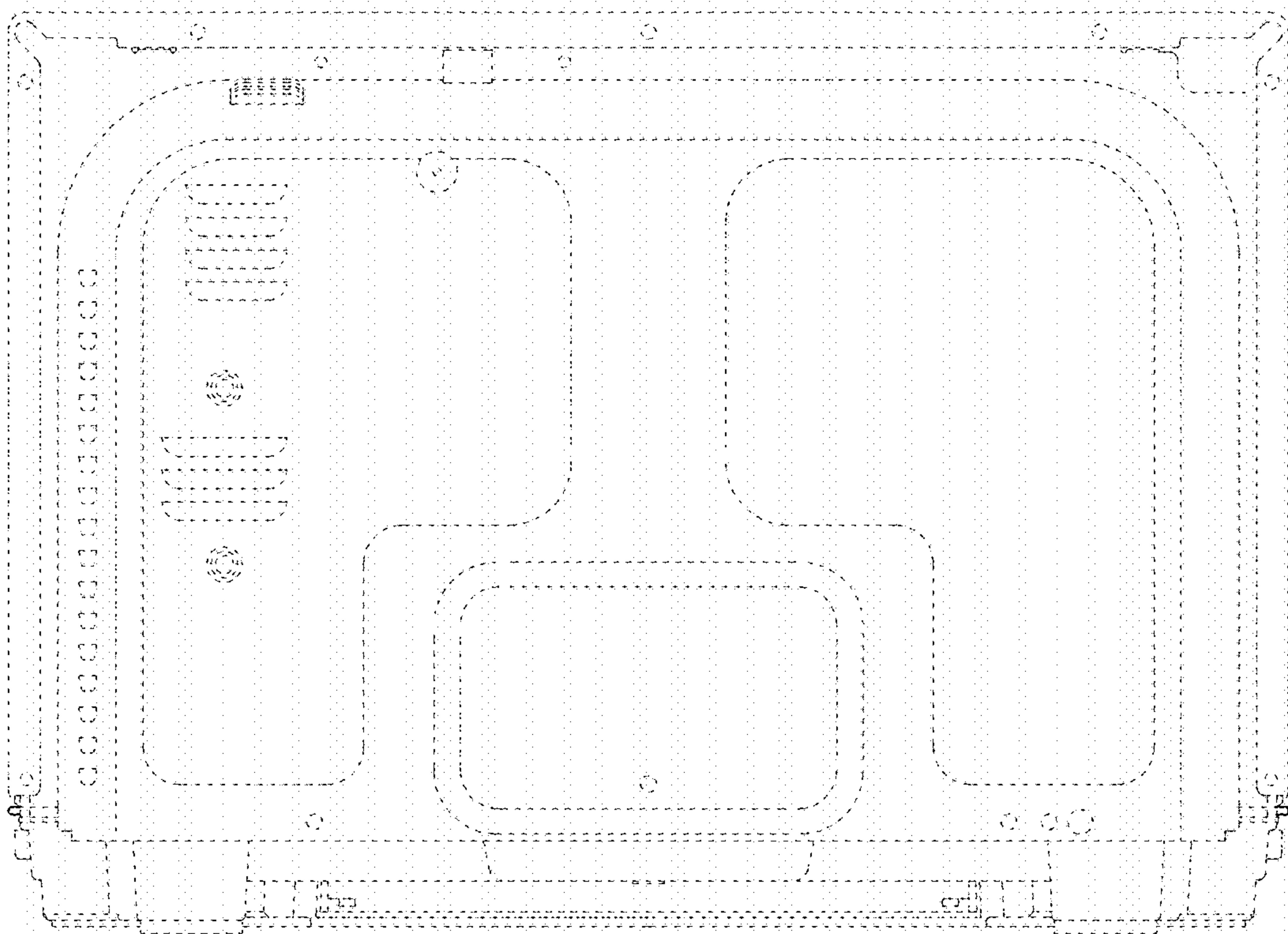




FIG. 4

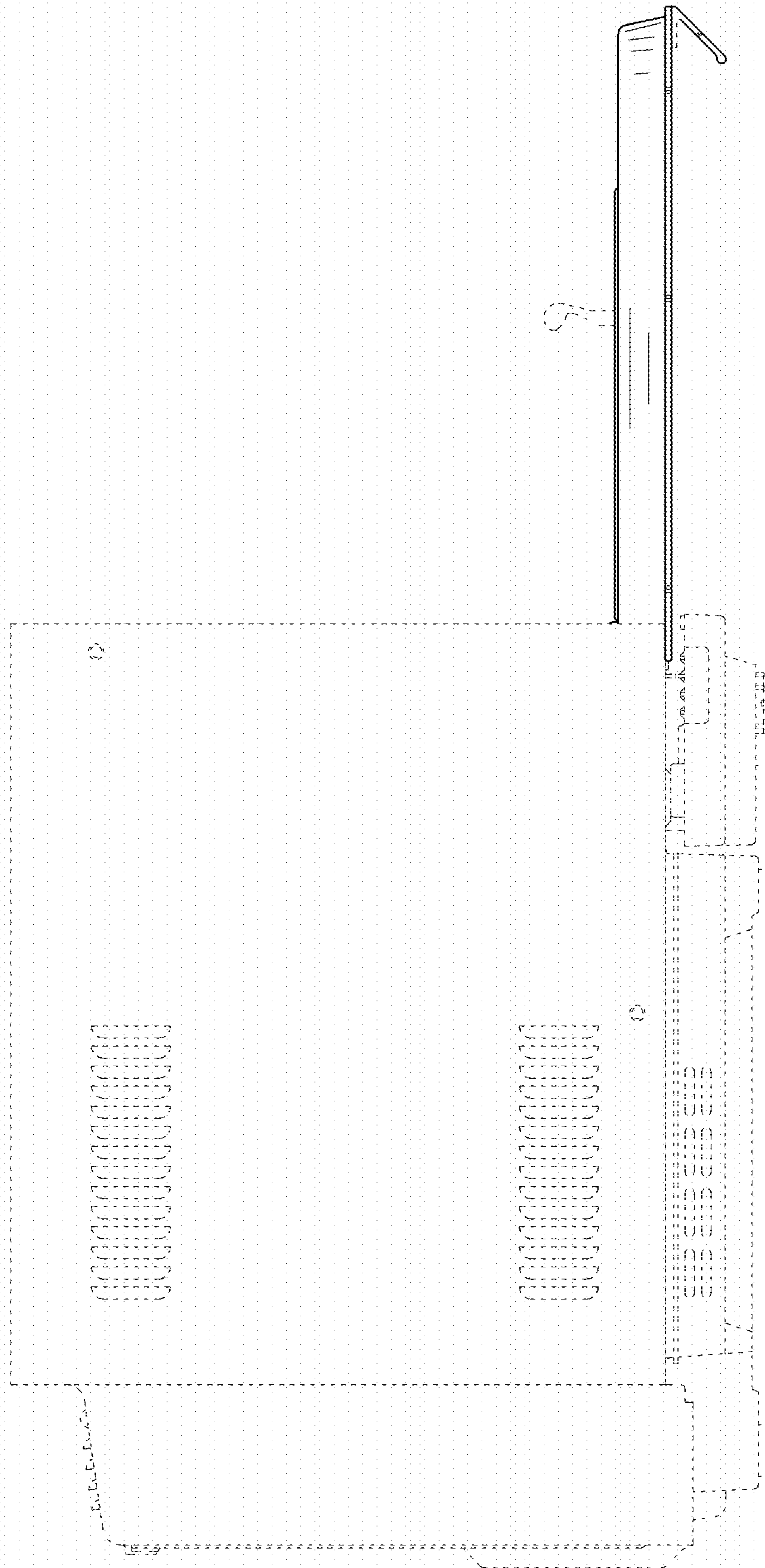


FIG. 5

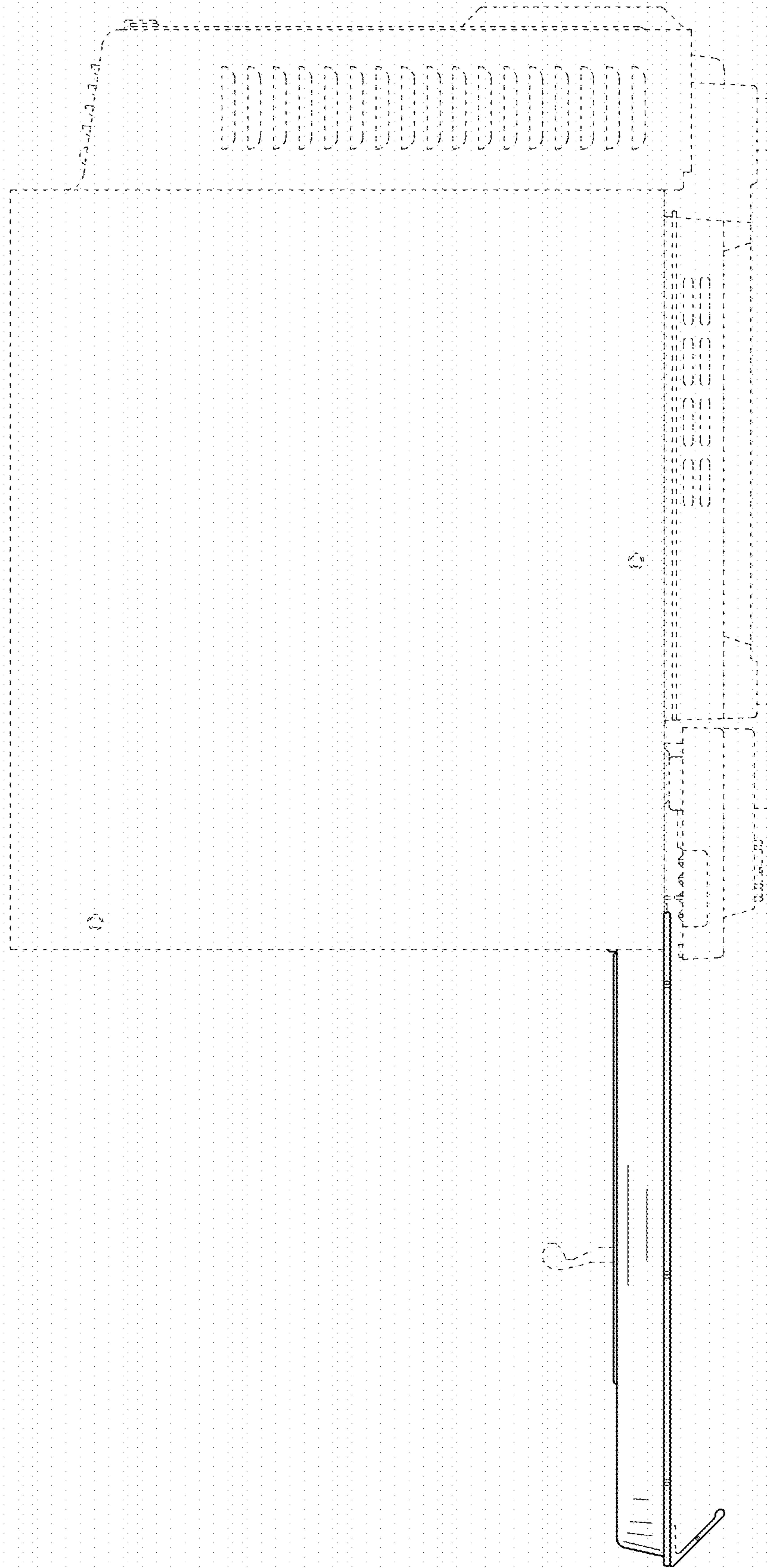


FIG. 6

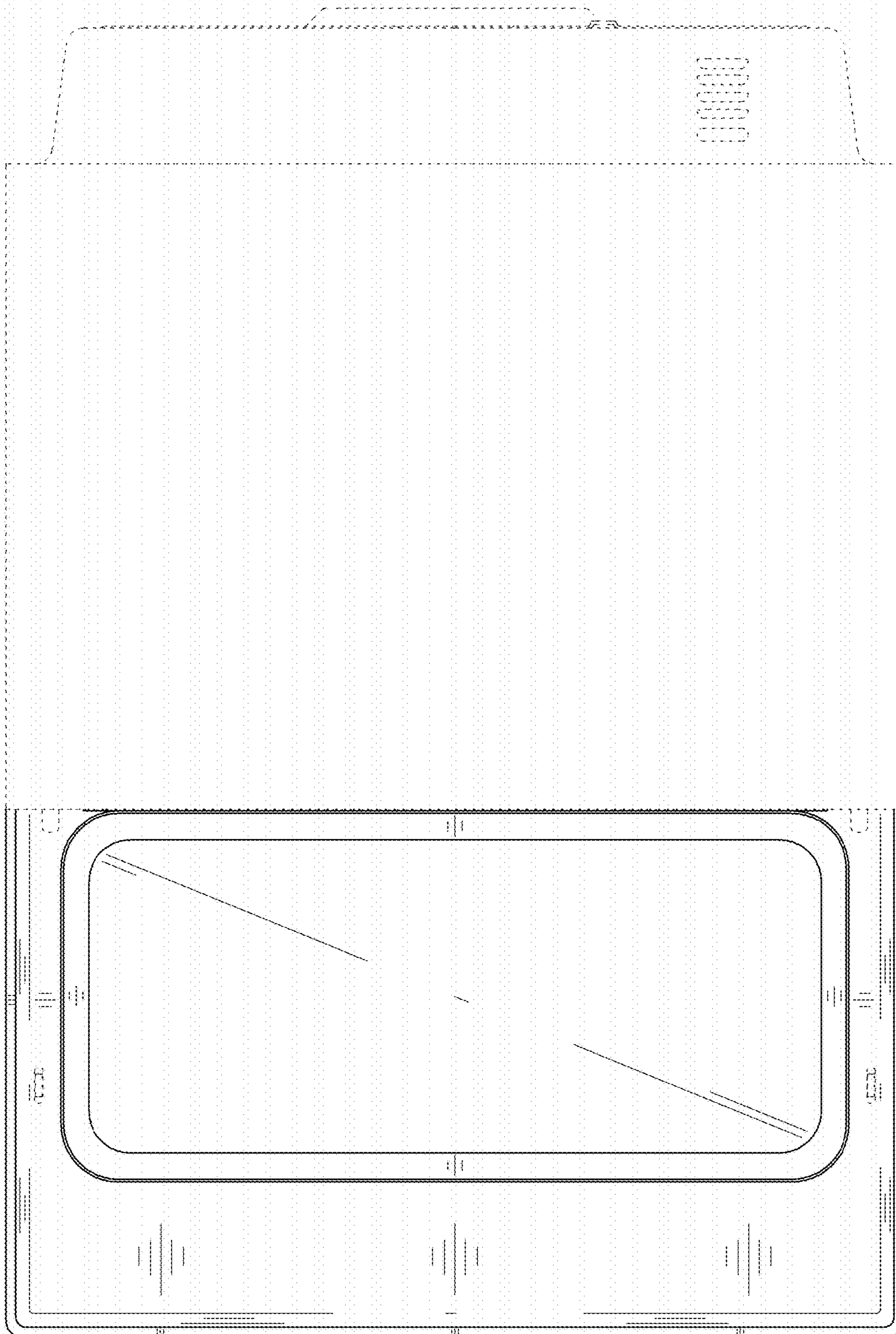


FIG. 7

