



US00D789738S

(12) **United States Design Patent**
Cheng

(10) **Patent No.:** **US D789,738 S**

(45) **Date of Patent:** **** Jun. 20, 2017**

- (54) **BOTTOM FOR A POT**
- (71) Applicant: **Chung-Yen Cheng**, Taichung (TW)
- (72) Inventor: **Chung-Yen Cheng**, Taichung (TW)
- (73) Assignee: **Chung-Yen Chen**, Taichung (TW)
- (**) Term: **14 Years**
- (21) Appl. No.: **29/520,377**
- (22) Filed: **Mar. 13, 2015**
- (51) **LOC (10) Cl.** **07-02**
- (52) **U.S. Cl.**
USPC **D7/402**; D7/409
- (58) **Field of Classification Search**
USPC D7/504, 354-357, 359-363, 408, 409,
D7/411, 412, 672, 673, 601, 619.1, 602,
D7/555, 553.3, 553.6, 402, 388, 337;
99/450, 445; 126/25 R; 219/432
CPC . A47G 19/30; A47G 2019/306; A47J 37/067;
A47J 37/0694; A47J 41/055; A47J 36/34;
A47J 27/02; A47J 27/022; A47J 27/002;
F24C 15/16

See application file for complete search history.

(56) **References Cited**

U.S. PATENT DOCUMENTS

1,578,741	A *	3/1926	Shepherd	A47J 27/022 126/376.1
3,069,148	A *	12/1962	Jacob	B21D 53/16 432/260
5,349,899	A *	9/1994	Tominaga	A47J 27/022 165/185
D508,383	S *	8/2005	Endres	D7/673
D509,407	S *	9/2005	Fife	D7/504
D523,684	S *	6/2006	Dowst	D7/337
D545,127	S *	6/2007	Fife	D7/504
D563,166	S *	3/2008	Woolfolk	D7/504
8,037,602	B2 *	10/2011	Huang	A47J 27/022 126/390.1

D735,520	S *	8/2015	Mandil	D7/354
D745,801	S *	12/2015	Povey	D7/354
D752,392	S *	3/2016	Maas	D7/553.1
2007/0193575	A1 *	8/2007	Jan	A47J 27/02 126/390.1
2008/0083340	A1 *	4/2008	Ryan	A47J 27/022 99/450
2010/0025410	A1 *	2/2010	Chiu	A47J 27/022 220/573.1
2010/0199967	A1 *	8/2010	Wieczorek	A47J 37/0704 126/25 R
2011/0253030	A1 *	10/2011	Lescanec	A47J 27/022 116/216
2012/0217252	A1 *	8/2012	Jung	A47J 27/002 220/573.4

(Continued)

Primary Examiner — Susan Bennett Hattan

Assistant Examiner — Brett Miller

(74) *Attorney, Agent, or Firm* — WPAT, P.C., Intellectual Property Attorneys; Anthony King

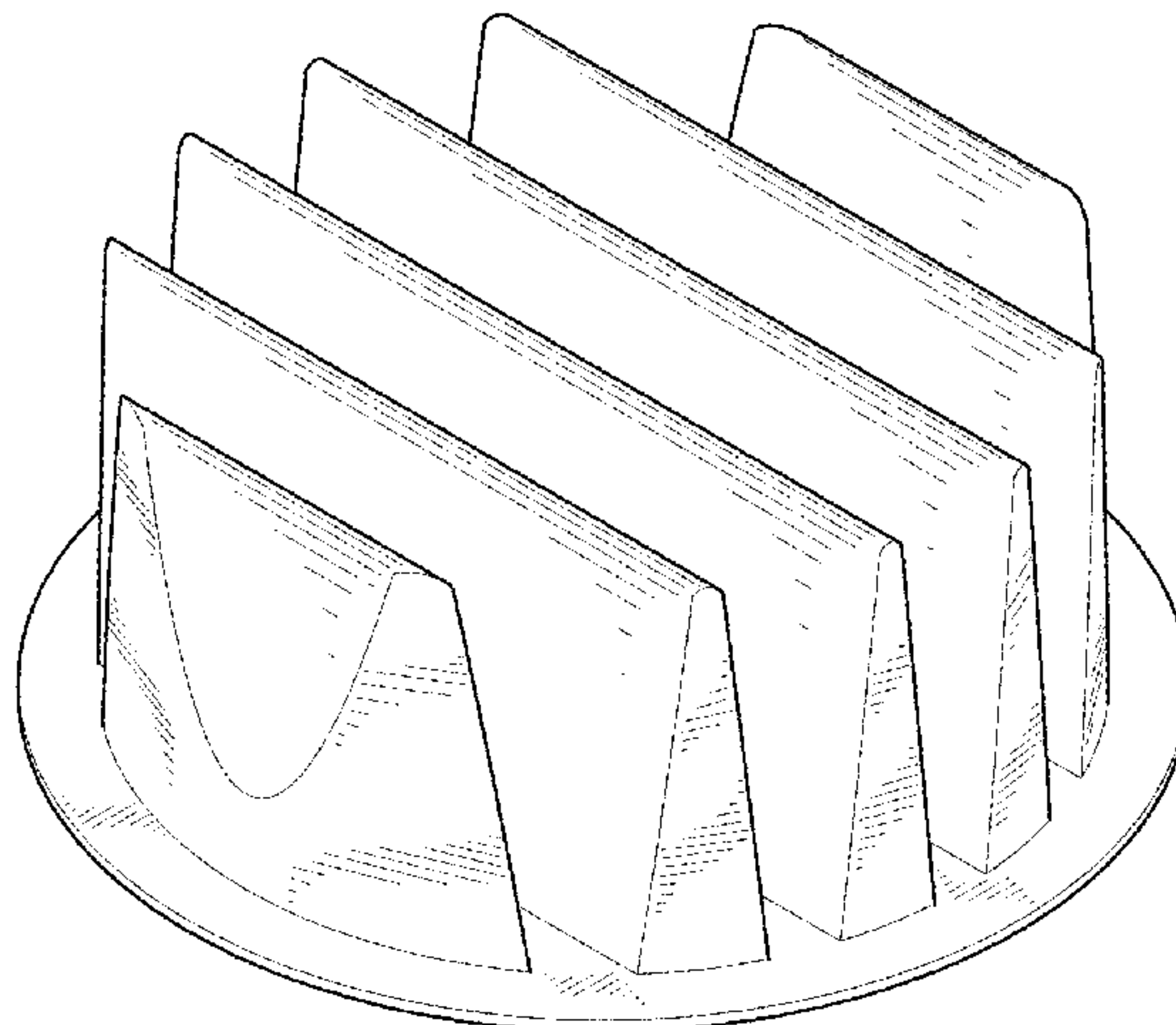
(57) **CLAIM**

The ornamental design for a bottom for a pot, as shown and described.

DESCRIPTION

FIG. 1 is a perspective view of a bottom for a pot, showing my new design;
 FIG. 2 is a front view thereof;
 FIG. 3 is rear front view thereof;
 FIG. 4 is a left side view thereof;
 FIG. 5 is a right side view thereof;
 FIG. 6 is a top view thereof;
 FIG. 7 is a bottom view thereof; and,
 FIG. 8 is a perspective view showing that the bottom for a pot is assembled with a cylindrical wall to form a pot.
 The broken lines in the drawings depict environmental subject matter only and form no part of the claimed design.

1 Claim, 8 Drawing Sheets



(56)

References Cited

U.S. PATENT DOCUMENTS

2016/0262572 A1* 9/2016 Cheng A47J 36/34

* cited by examiner

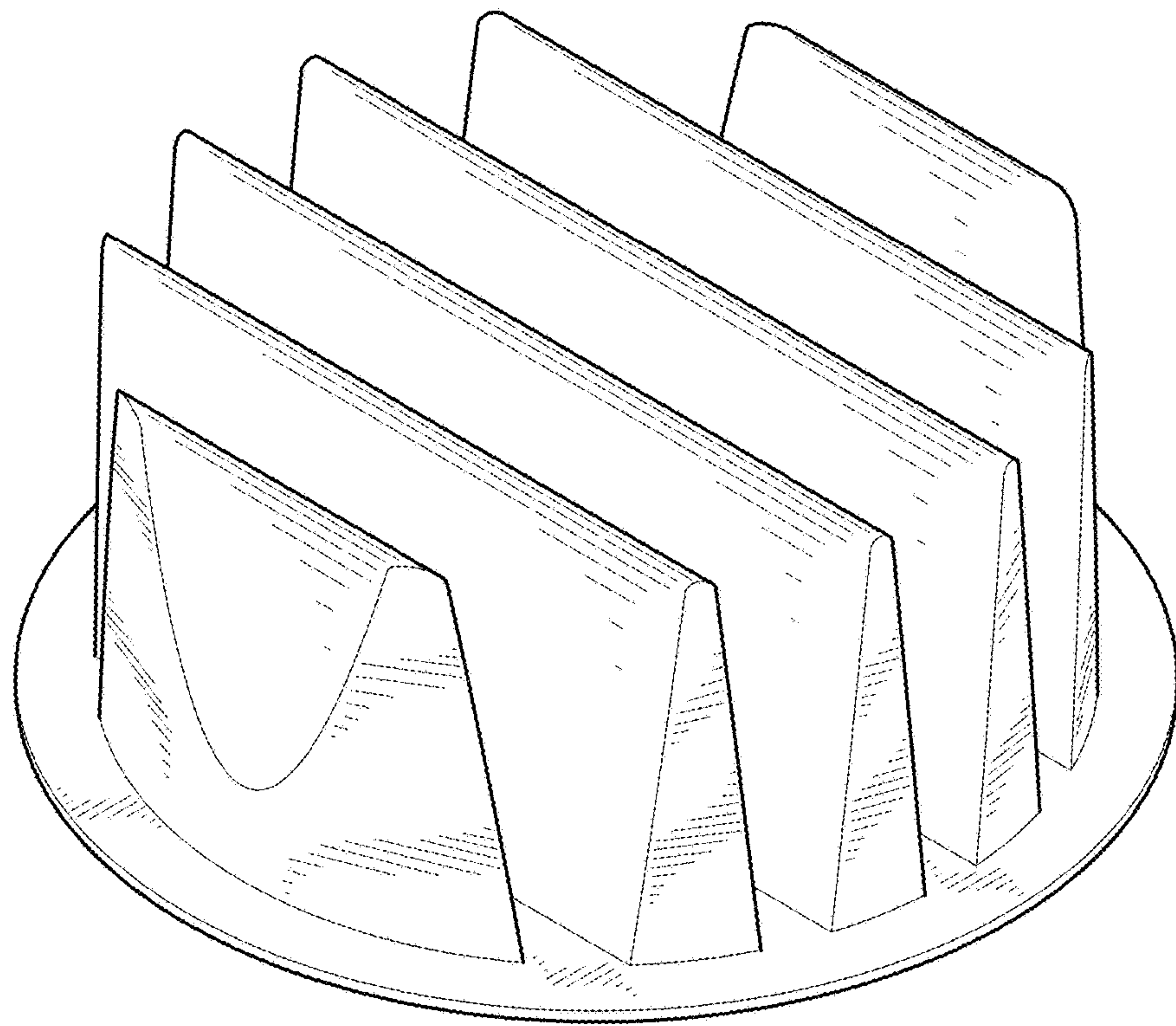


FIG.1

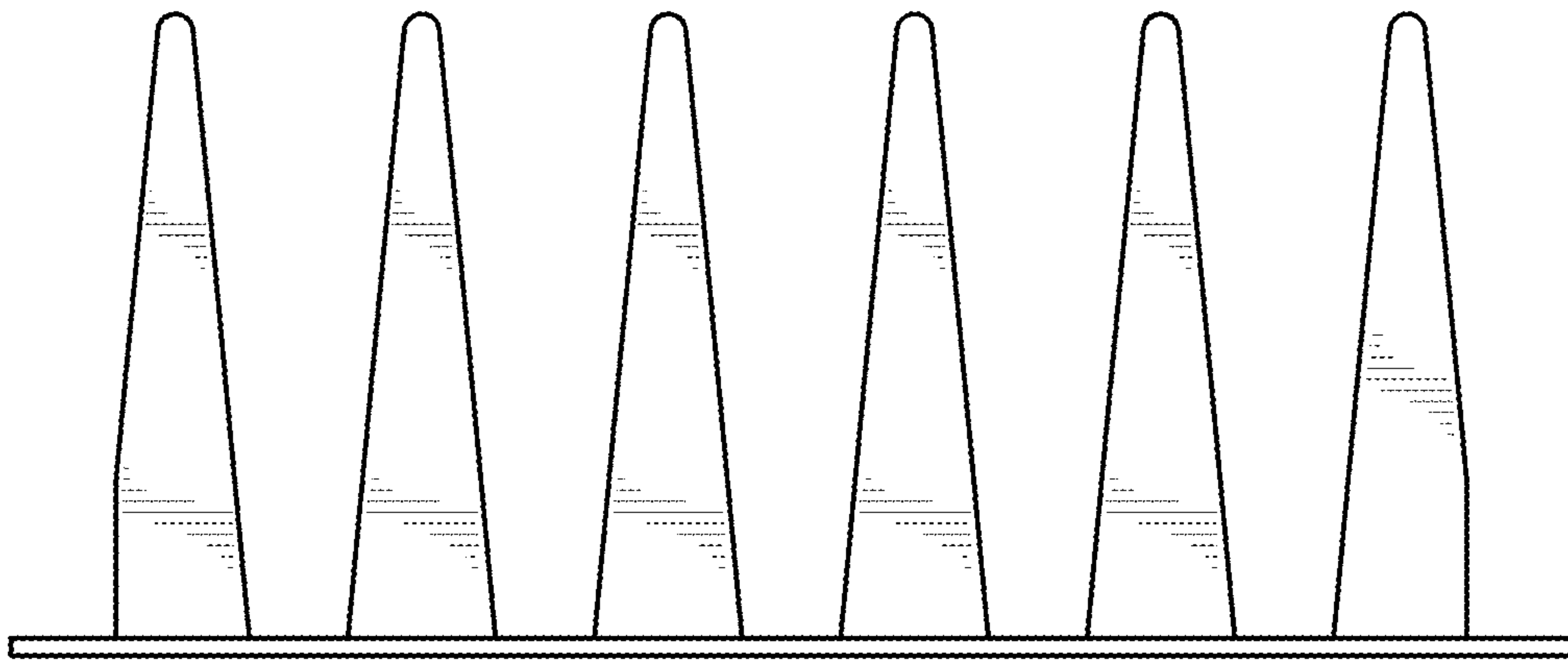


FIG.2

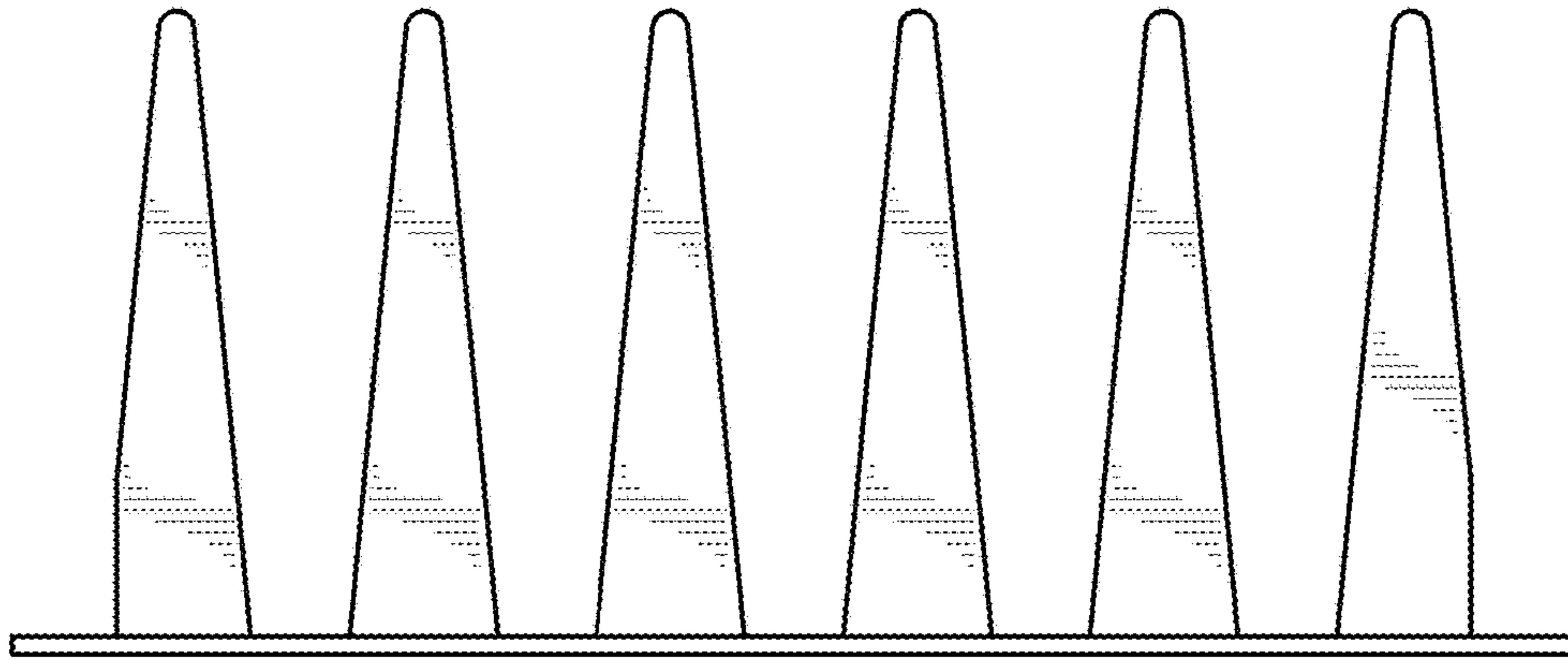


FIG.3

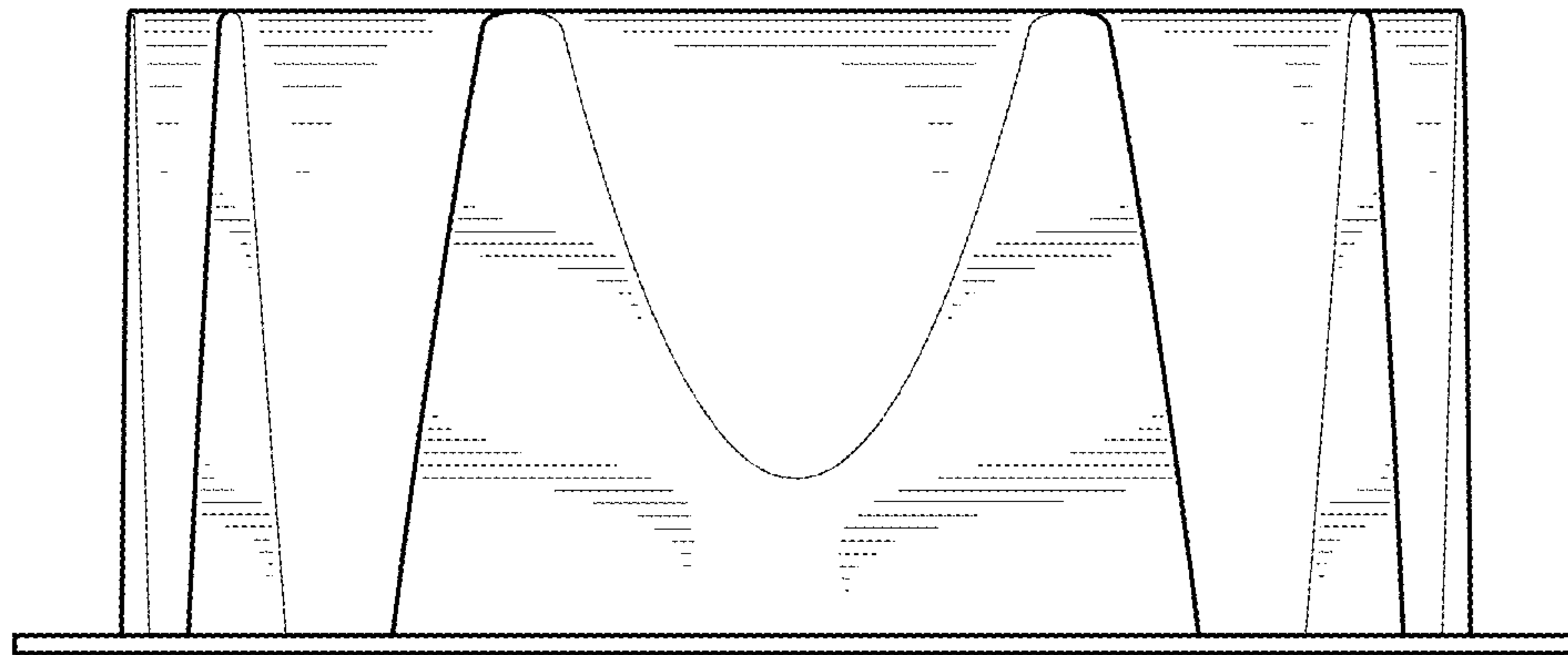


FIG.4

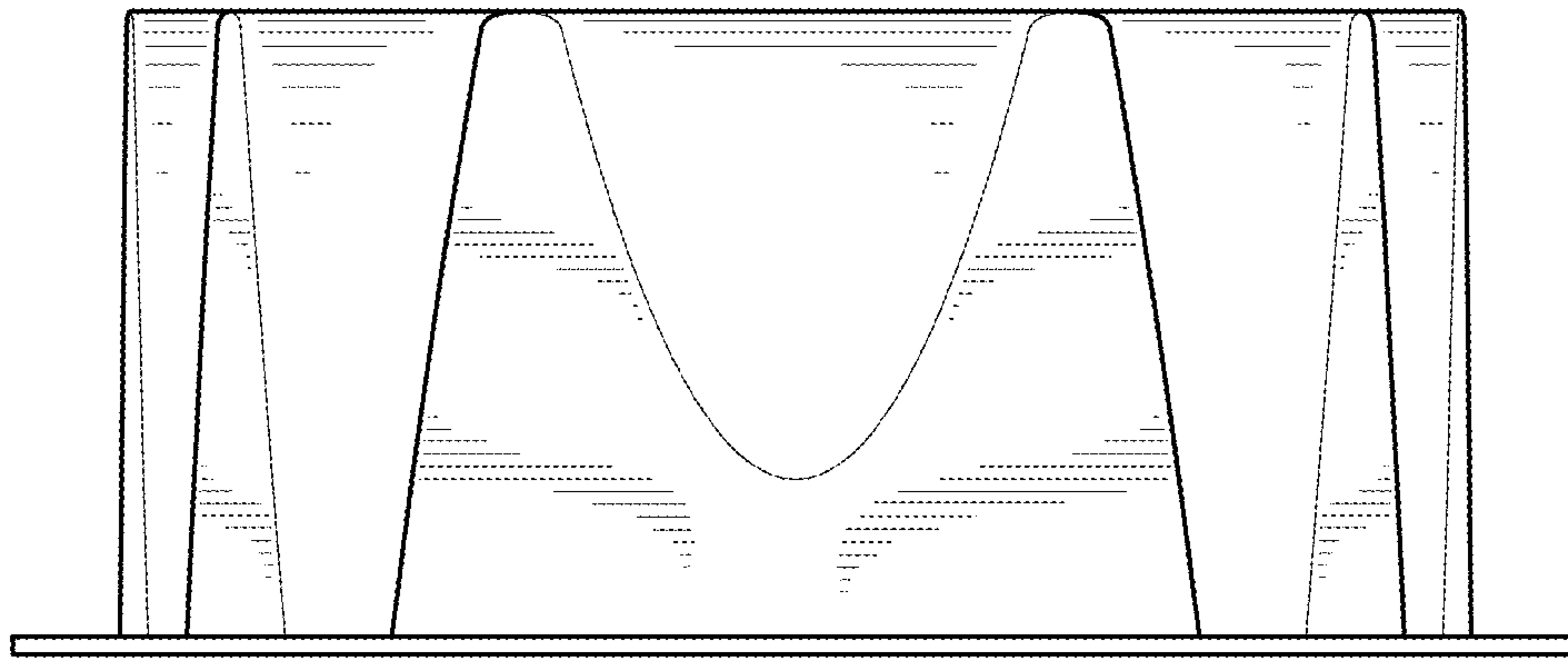


FIG.5

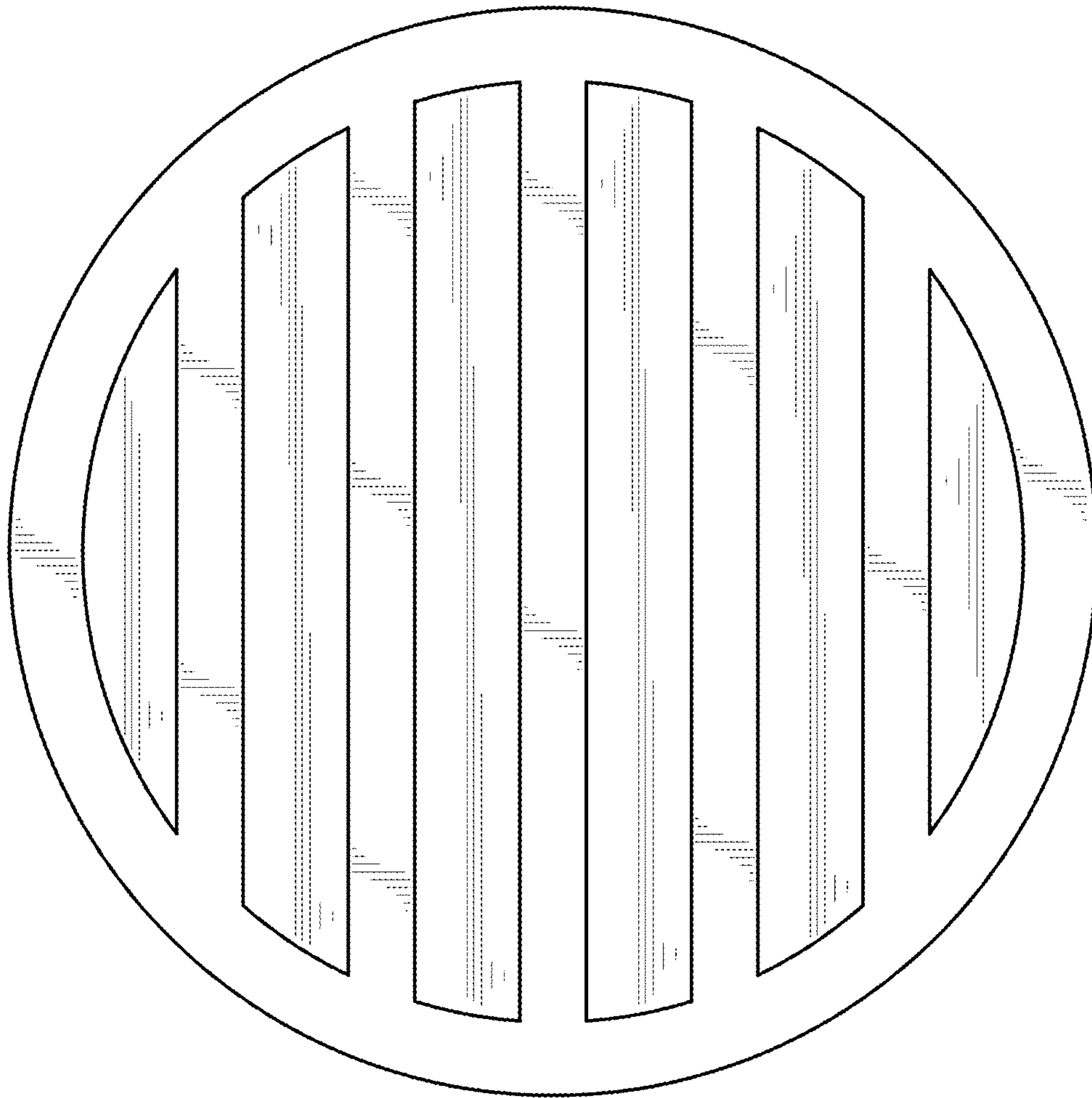


FIG.6

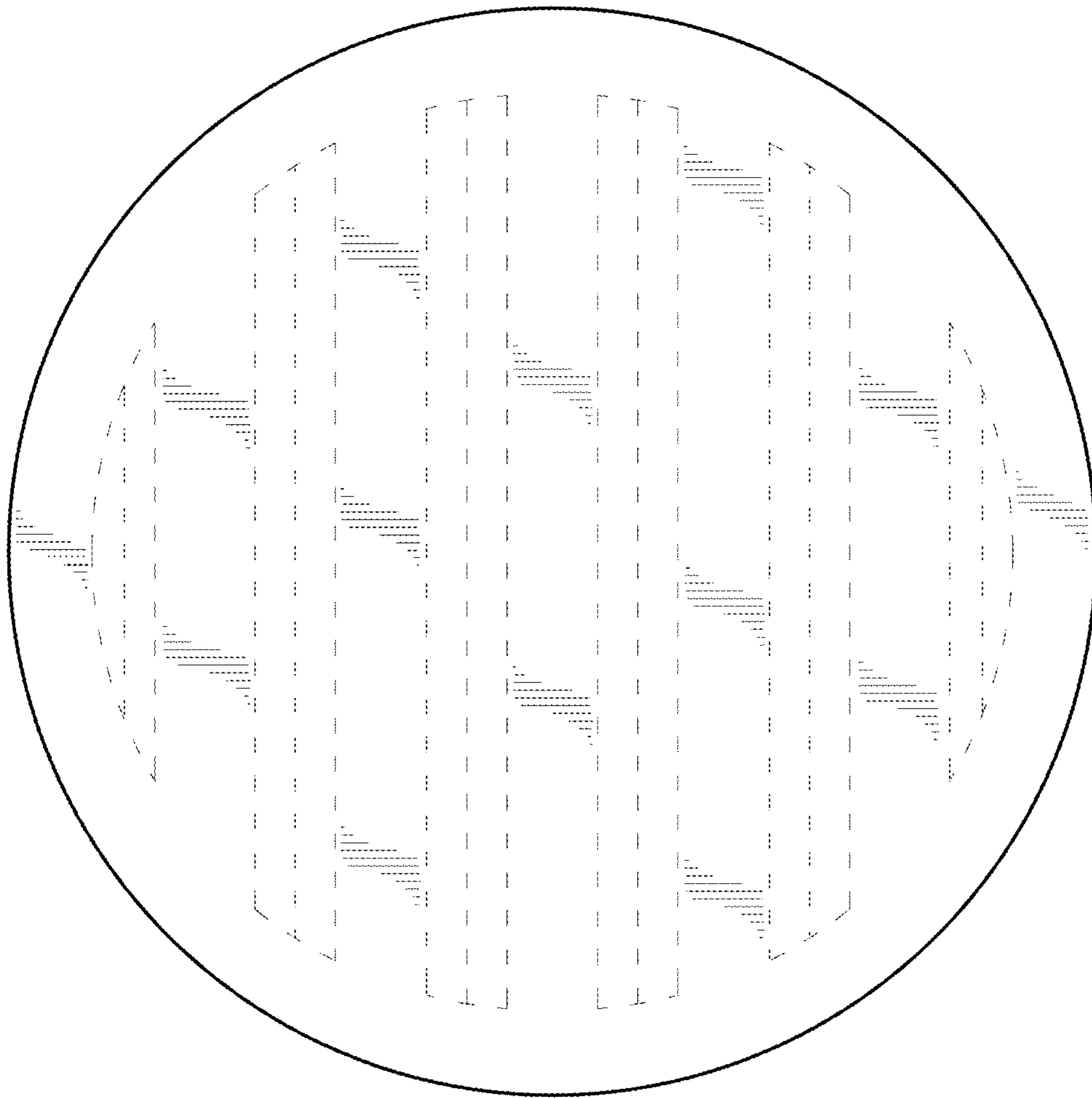


FIG.7

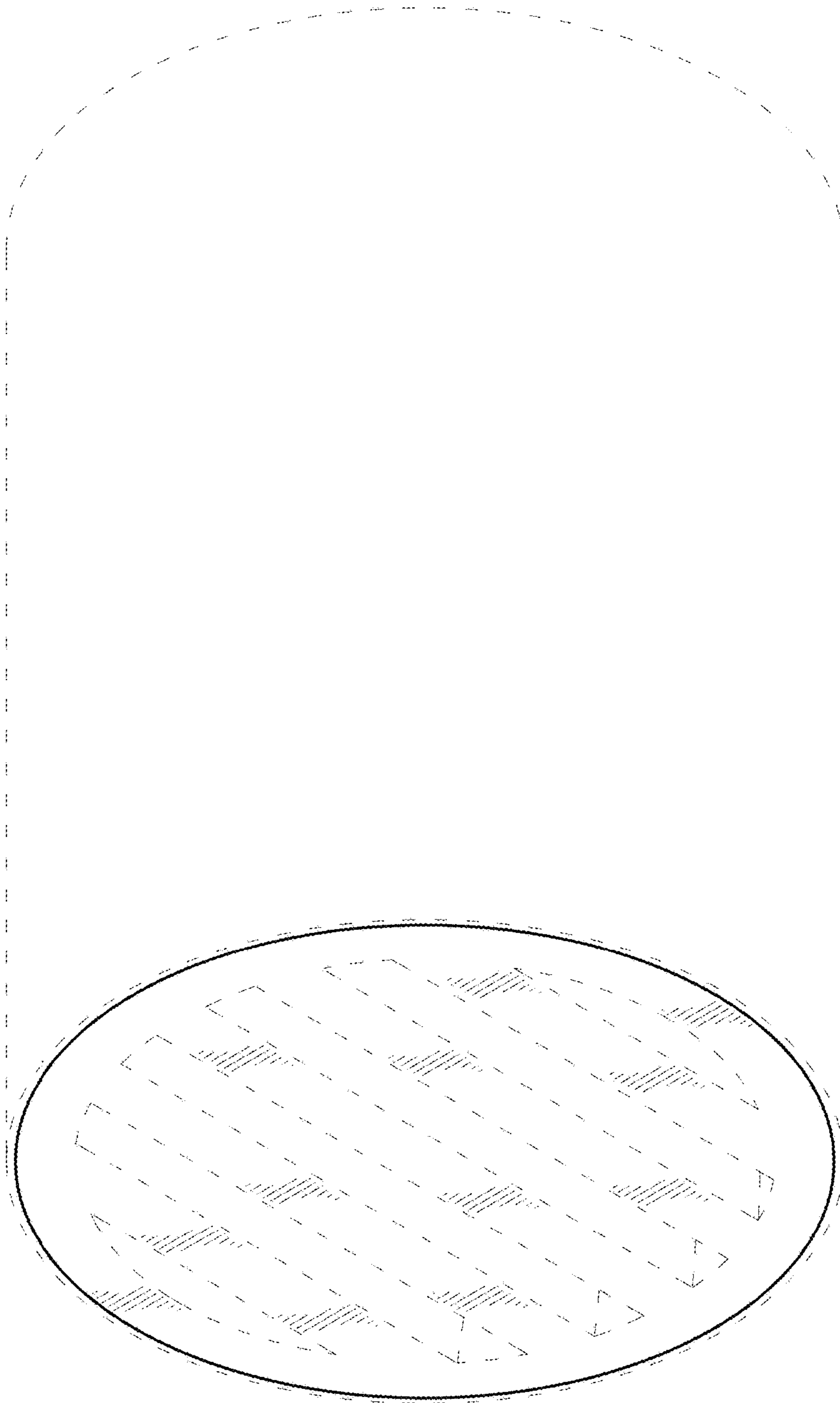


FIG. 8