



US00D789724S

(12) **United States Design Patent**  
**Gerard**

(10) **Patent No.:** **US D789,724 S**  
(45) **Date of Patent:** **\*\* Jun. 20, 2017**

(54) **SET OF SUPPORTS**

(71) Applicant: **Anova Furnishings, Inc.**, St. Louis,  
MO (US)

(72) Inventor: **Justin Gerard**, Lebanon, IL (US)

(73) Assignee: **Anova Furnishings, Inc.**, St. Louis,  
MO (US)

(\*\*) Term: **14 Years**

(21) Appl. No.: **29/498,119**

(22) Filed: **Jul. 31, 2014**

(51) **LOC (10) Cl.** ..... **06-04**

(52) **U.S. Cl.**  
USPC ..... **D6/717**

(58) **Field of Classification Search**  
USPC ..... D6/717, 717.2, 300, 349, 334, 335, 336,  
D6/371, 716.1, 716.2, 716.4, 716.8  
CPC ..... A47C 1/14; A47C 3/16-3/20; A47C 4/00;  
A47C 4/28; A47C 5/02; A47C 5/04;  
A47C 5/043; A47C 7/00; A47C 7/006;  
A47C 7/02; A47C 9/00; A47C 9/02;  
A47C 9/002; A47C 9/007; A47C 9/025;  
A47C 9/10; A47C 11/00; A47C 12/00;  
A47C 13/00

See application file for complete search history.

(56) **References Cited**

**U.S. PATENT DOCUMENTS**

D235,297 S *	6/1975	Schuyler	.....	D6/717
D396,358 S *	7/1998	Geier	.....	D6/349
D484,337 S *	12/2003	Risdon	.....	D6/708
D517,835 S *	3/2006	O'Hare	.....	D6/651
D569,132 S *	5/2008	Sexton	.....	D6/656.18
D573,366 S *	7/2008	Sexton	.....	D6/648
D589,656 S *	3/2009	Toltzman	.....	D30/118
D590,621 S *	4/2009	Pappas	.....	D6/381
D601,823 S *	10/2009	Skalka	.....	D6/381

D607,229 S *	1/2010	Skalka	.....	D6/381
D710,122 S *	8/2014	Skalka	.....	D6/370
D711,174 S *	8/2014	Skalka	.....	D6/717
D724,366 S *	3/2015	Gerard	.....	D6/709
D726,464 S *	4/2015	Lin	.....	D6/709

(Continued)

**OTHER PUBLICATIONS**

Hinson & Company Tabouret X-End Iron Bench, posted on viyet.com, posted 2015, no production date given, [online], [site visited Sep. 14, 2016], Available on Internet, <URL: https://viyet.com/tabouret-x-end-iron-bench.html>.\*

(Continued)

*Primary Examiner* — Eric Goodman

*Assistant Examiner* — Fritzgerald Butac

(74) *Attorney, Agent, or Firm* — Lewis Rice LLC

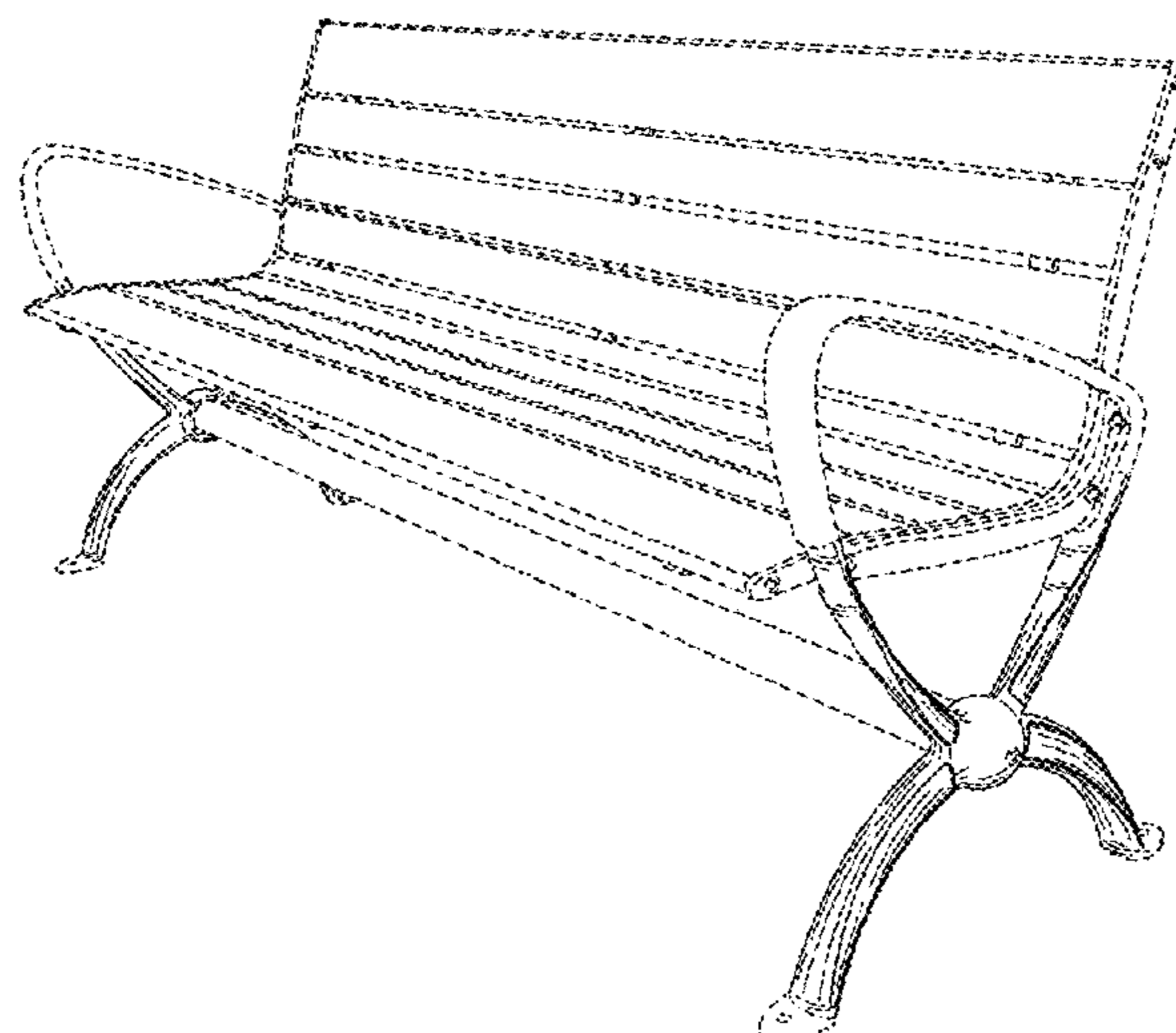
(57) **CLAIM**

The ornamental design for a set of supports, as shown and described.

**DESCRIPTION**

FIG. 1 is a front perspective view of a set of supports in use with a bench, both sides being identical;  
FIG. 2 is a side view of FIG. 1, both sides being identical;  
FIG. 3 is a front view of FIG. 1;  
FIG. 4 is a rear side view of FIG. 1;  
FIG. 5 is a top view of FIG. 1;  
FIG. 6 is a side view of a set of supports of FIG. 1 in use with another bench, both sides being identical; and,  
FIG. 7 is a side view of FIG. 6, both sides being identical.  
The broken lines showing of the bench surfaces, a support beam connecting the supports in the set of supports, the mounting feet, and the arm rests are for the purpose of illustrating environment and form no part of the claimed design. The dash-dot-dash line is for the purpose of illustrating the bounds of the claim and forms no part thereof.

**1 Claim, 7 Drawing Sheets**



(56)

**References Cited**

U.S. PATENT DOCUMENTS

D726,466 S \* 4/2015 Lin ..... D6/709

OTHER PUBLICATIONS

French Carved Oak and Leather Chair, posted on english-classics.net, no posted date given, origin date 1890, no production date given, [online], [site visited Sep. 14, 2016], Available from Internet, <URL: <http://english-classics.net/furniture/french-carved-oak-leather-chair/>>.\*

\* cited by examiner

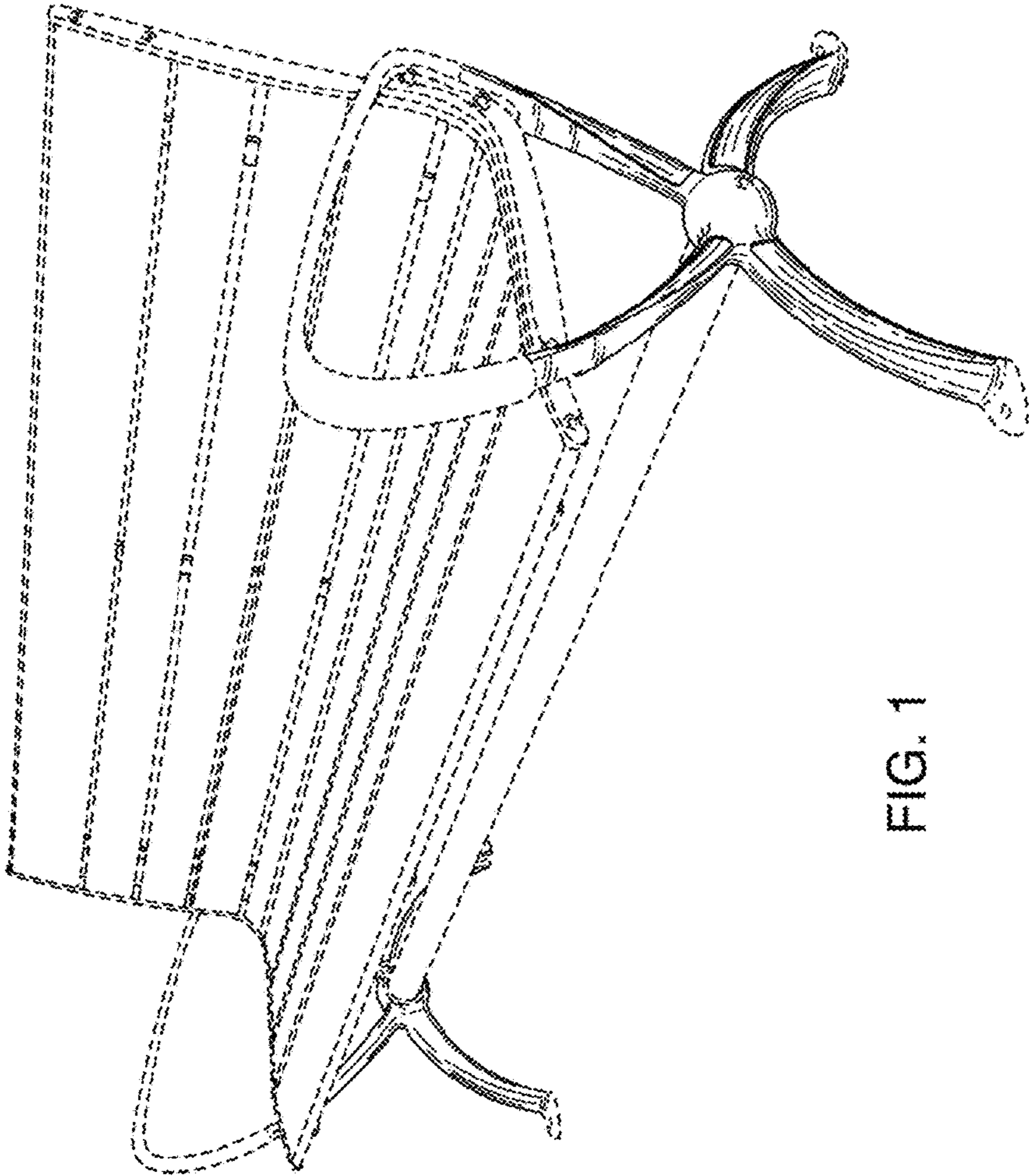


FIG. 1

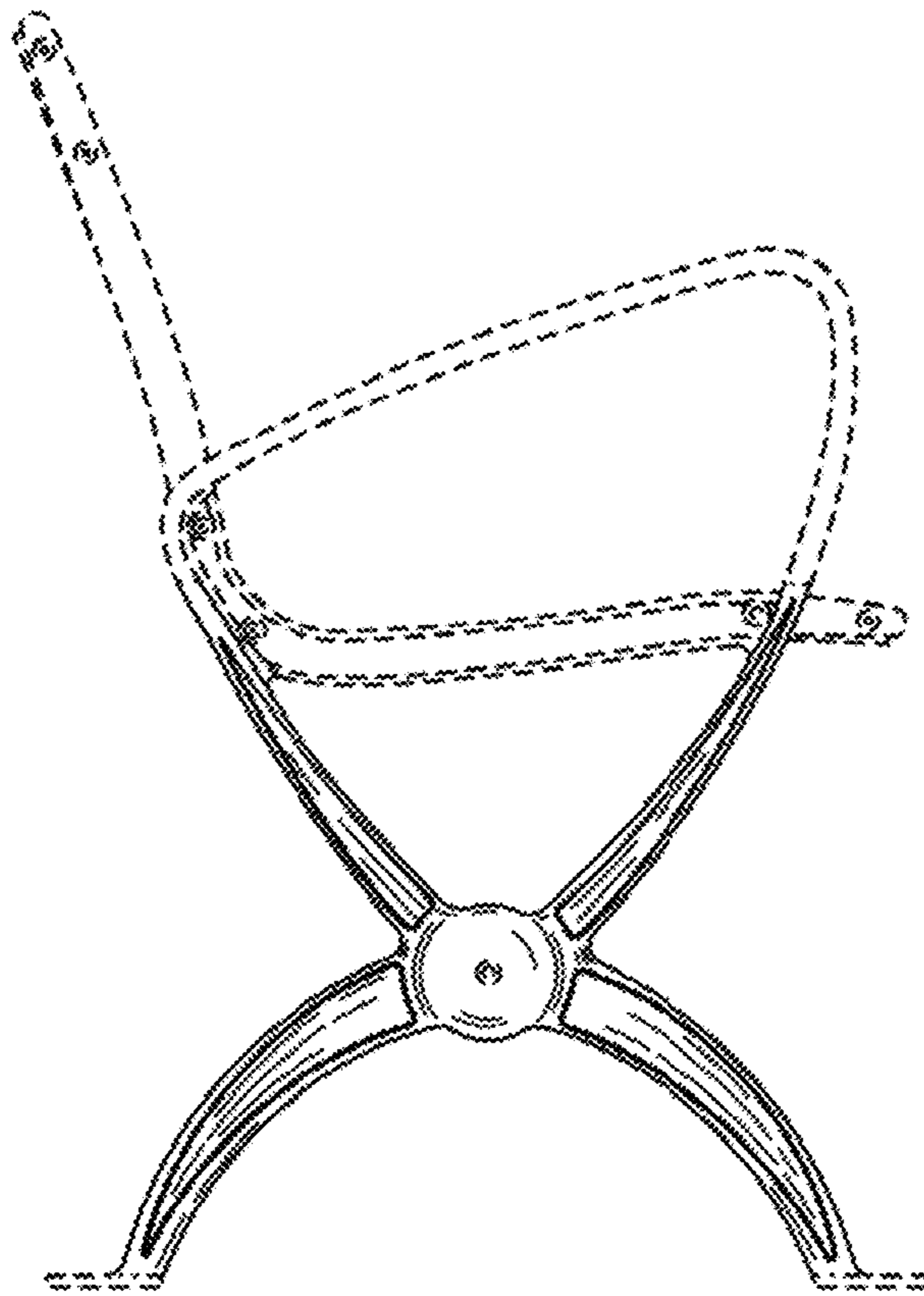


FIG. 2

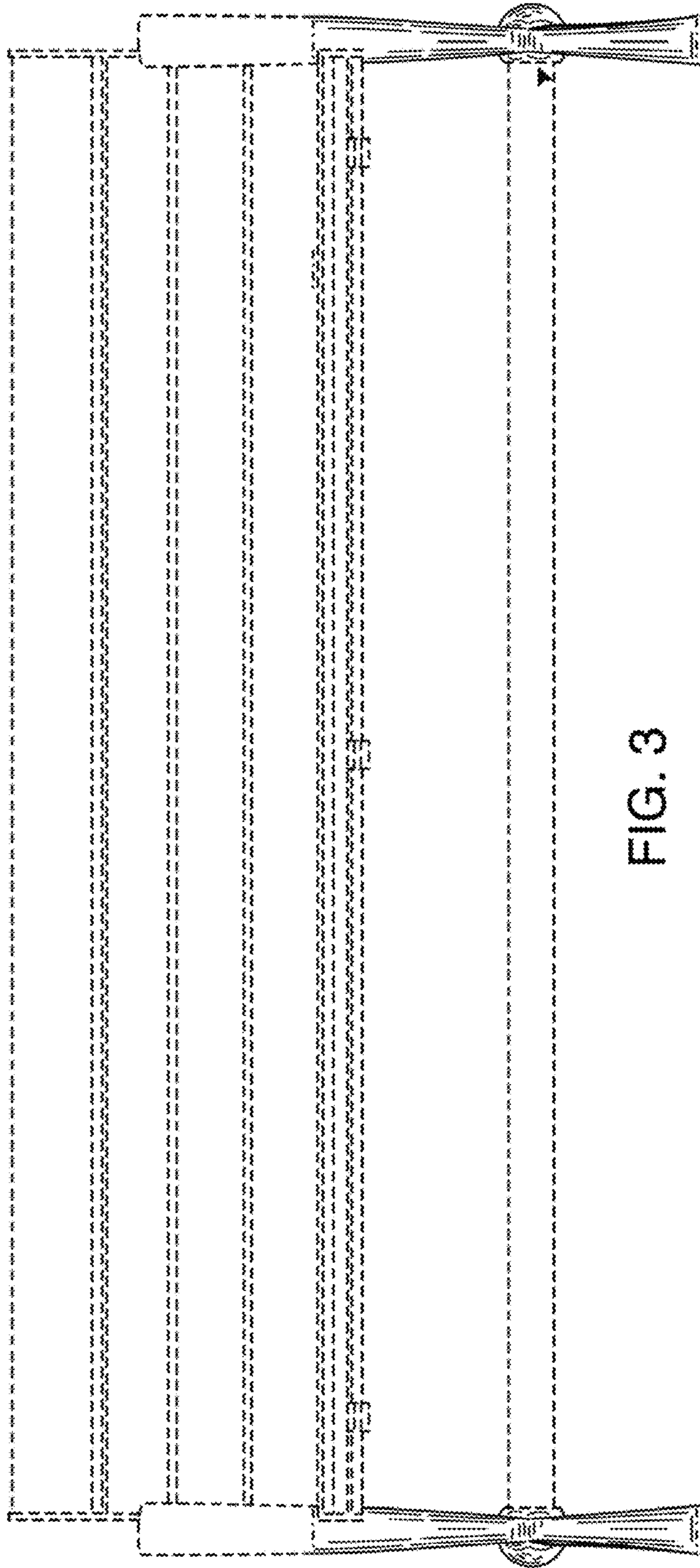


FIG. 3

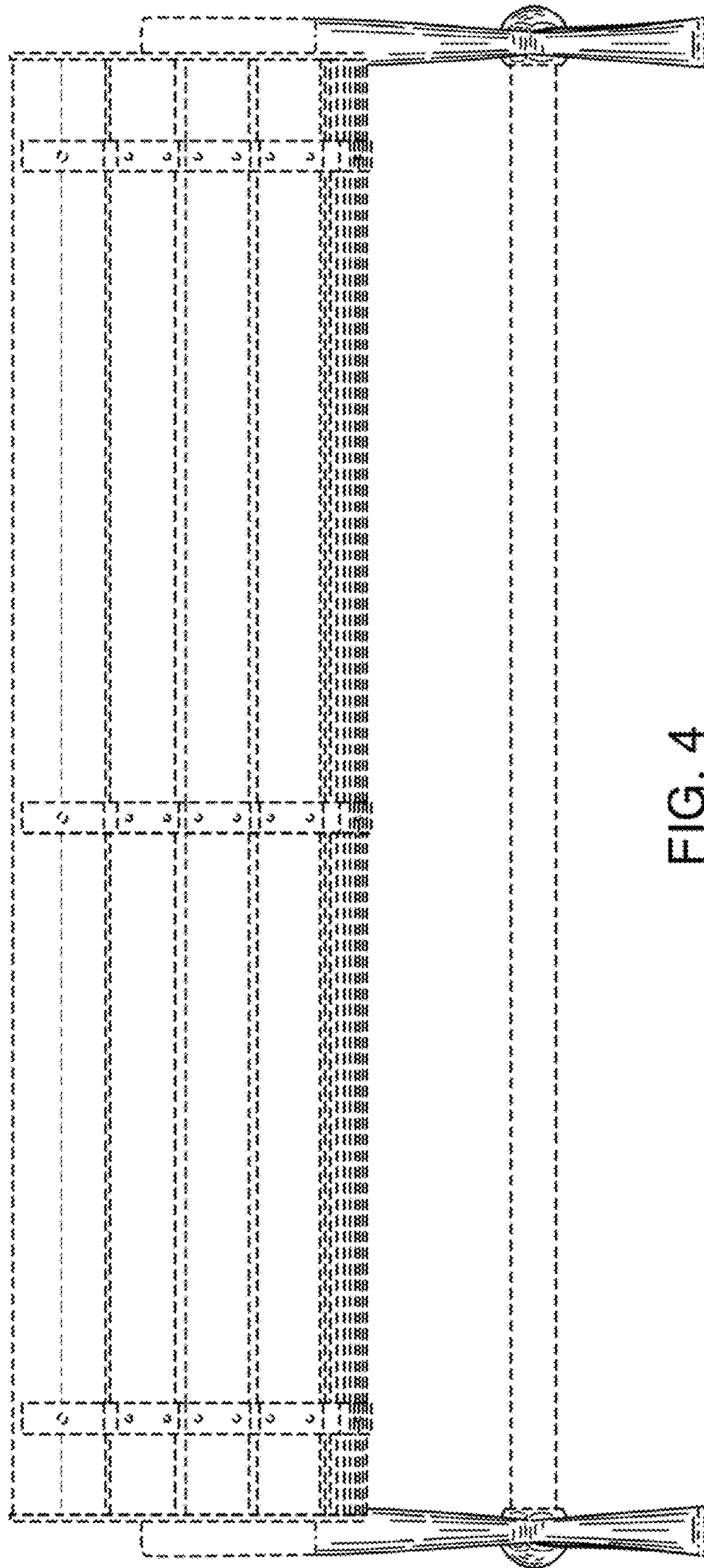


FIG. 4




FIG. 5

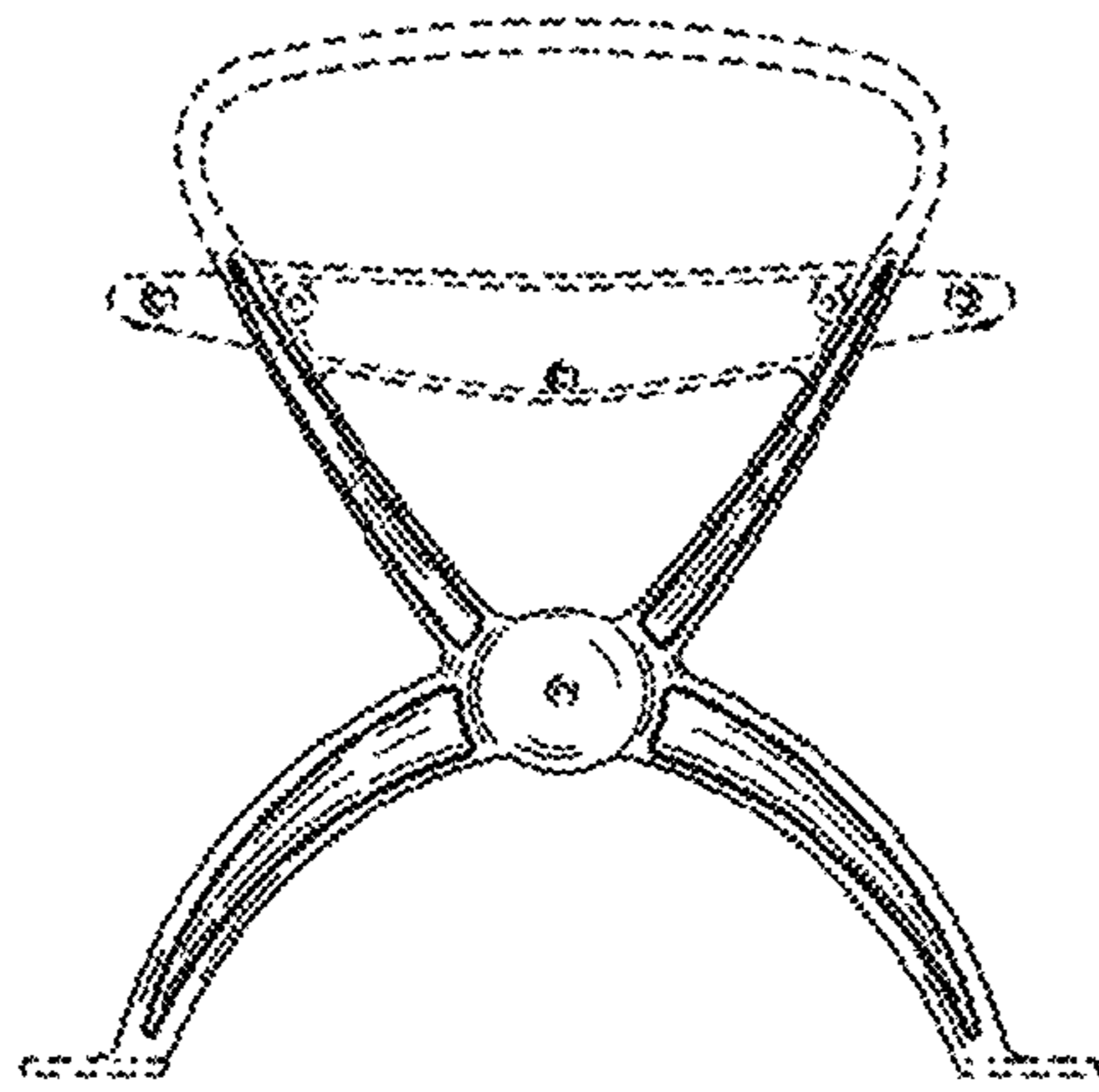


FIG. 6






FIG. 7