



US00D789719S

(12) **United States Design Patent** (10) **Patent No.:** **US D789,719 S**  
**Van Hoecke et al.** (45) **Date of Patent:** **\*\* Jun. 20, 2017**

(54) **END CAP FOR FURNITURE FITTING**  
 (71) Applicant: **VAN HOECKE NV**, Sint-Niklaas (BE)  
 (72) Inventors: **Peter Van Hoecke**, Sint-Niklaas (BE);  
**Kevin Donceel**, Melsele (BE)  
 (73) Assignee: **Van Hoecke nv**, Sint-Niklaas (BE)  
 (\*\*) Term: **15 Years**  
 (21) Appl. No.: **29/537,783**  
 (22) Filed: **Aug. 28, 2015**

(30) **Foreign Application Priority Data**  
 Apr. 14, 2015 (EM) ..... 2680561-0001  
 (51) **LOC (10) Cl.** ..... **06-04**  
 (52) **U.S. Cl.**  
 USPC ..... **D6/705.4**  
 (58) **Field of Classification Search**  
 USPC ..... D8/400, 300, 14, 320, 301, 315, 321,  
 D8/382; D6/667, 705.4, 702, 10, 312,  
 D6/708, 708.22, 708.23, 512, 707.19,  
 D6/663, 664, 671, 671.1, 671.2, 655,  
 D6/705.6, 657, 705, 703, 703.3, 703.6,  
 D6/675, 675.2, 705.1; D13/152;  
 D14/205; D26/113, 138; D34/19;  
 D7/600.1, 600.4, 704, 641  
 CPC ..... A47B 57/50; A47B 88/00; A47B 88/0051;  
 A47B 9/04; A47B 17/04; A47B 67/00;  
 A47B 67/04; A47B 88/04; A47B  
 88/0044; A47B 87/00; A47B 13/08; A47B  
 43/00; A47B 45/00; A47B 47/03; A47B  
 47/02; A47B 47/021; A47B 96/14; A47B  
 23/007; A47B 23/06; A47B 2097/006;  
 A47B 21/045; C09J 5/00; F16B 7/00;  
 F16B 7/12; F16B 12/02; F16B 12/04;  
 A47C 4/52; E05C 9/041; H02G 3/0443;  
 A45C 2011/002; A47F 5/0018; A47F  
 5/0031; A47F 5/01

See application file for complete search history.

(56) **References Cited**  
 U.S. PATENT DOCUMENTS  
 D4,201 S \* 7/1870 Cheney ..... D6/667  
 441,021 A \* 11/1890 Rector ..... F16B 7/04  
 403/59  
 623,537 A \* 4/1899 Grange ..... A47B 88/00  
 312/273  
 D100,871 S \* 8/1936 Marcus ..... D8/300  
 2,570,571 A \* 10/1951 Leeman ..... A47C 4/52  
 190/109  
 D314,480 S \* 2/1991 Hardy ..... D6/705.4  
 D344,422 S \* 2/1994 Dukes ..... D6/702  
 D361,020 S \* 8/1995 Hegstrum ..... D8/14  
 (Continued)

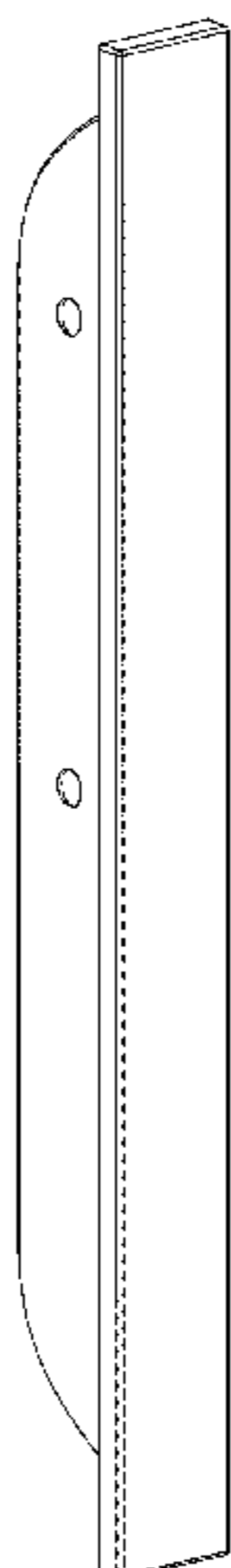
**OTHER PUBLICATIONS**  
 “Cook N Home Bamboo Knife Storage In-Drawer Block” Sep. 10,  
 2014, kmart.com, site visited Oct. 27, 2016 <<http://www.kmart.com/cook-n-home-bamboo-knife-storage-in-drawer/p-00833585000P?plpSellerId=Kmart&prdNo=3&blockNo=3&blockType=G3>>.\*

*Primary Examiner* — Kevin Rudzinski  
*Assistant Examiner* — Paul Bohannon  
 (74) *Attorney, Agent, or Firm* — Wenderoth, Lind &  
 Ponack, L.L.P.

(57) **CLAIM**  
 The ornamental design for an end cap for furniture fitting, as  
 shown and described.

**DESCRIPTION**  
 FIG. 1 is a perspective view of an end cap for furniture  
 fitting;  
 FIG. 2 is a front view thereof;  
 FIG. 3 is an above view thereof;  
 FIG. 4 is a left side view thereof;  
 FIG. 5 is a bottom view thereof;  
 FIG. 6 is a back view thereof; and,  
 FIG. 7 is a right side view thereof.

**1 Claim, 7 Drawing Sheets**



(56)

**References Cited**

U.S. PATENT DOCUMENTS

5,561,994 A \* 10/1996 Smith ..... E05C 9/041  
292/39  
6,402,420 B1 \* 6/2002 Yang ..... H02G 3/0443  
403/309  
D585,264 S \* 1/2009 Stuckey ..... D8/320  
D619,097 S \* 7/2010 McCarthy ..... D13/152  
D653,531 S \* 2/2012 Velez, Jr. .... D8/400  
2004/0000849 A1 \* 1/2004 Lam Harn ..... A47B 88/0051  
312/330.1  
2013/0114998 A1 \* 5/2013 Naber ..... A47B 57/50  
403/345  
2015/0139720 A1 \* 5/2015 Dannheisig ..... C09J 5/00  
403/270

\* cited by examiner

Fig. 1

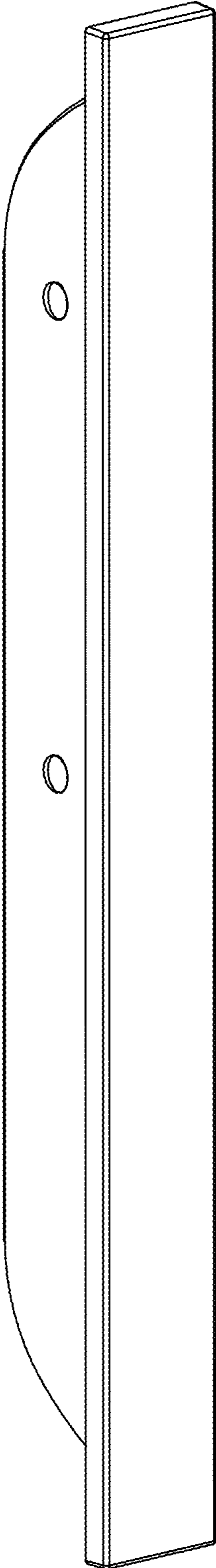


Fig. 2




Fig. 3

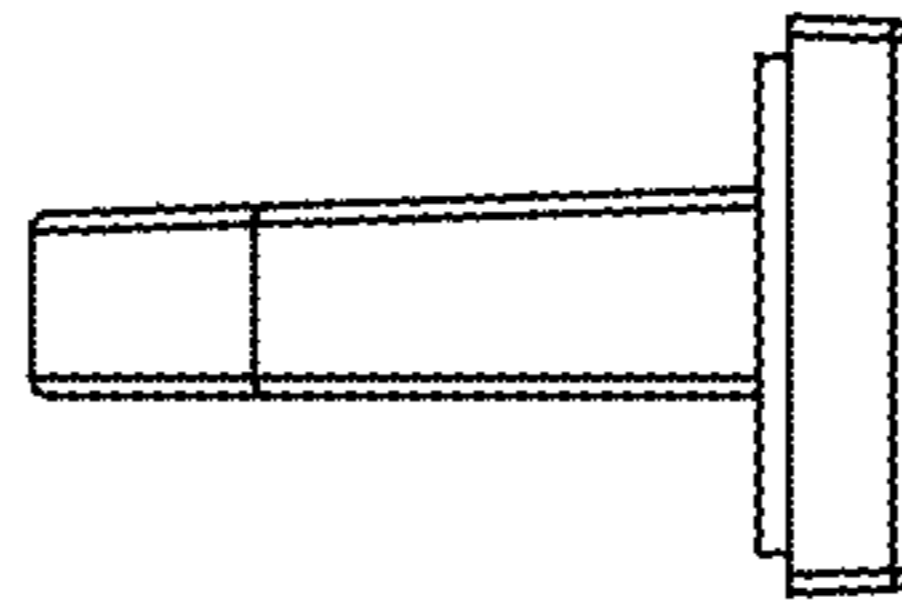


Fig. 4

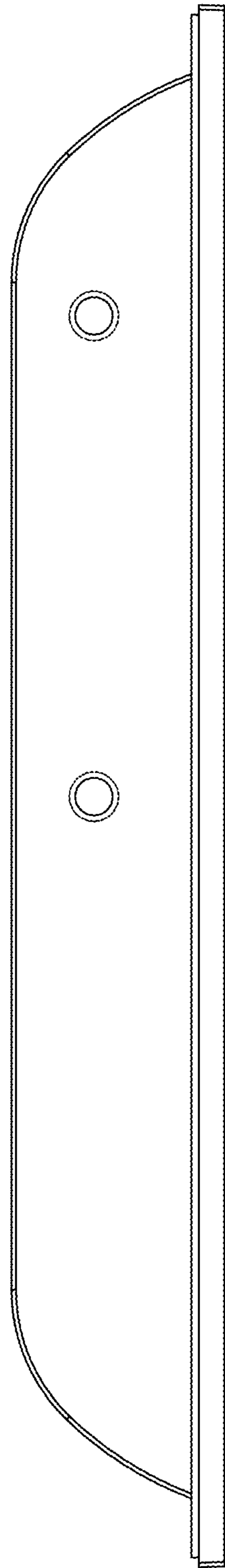


Fig. 5

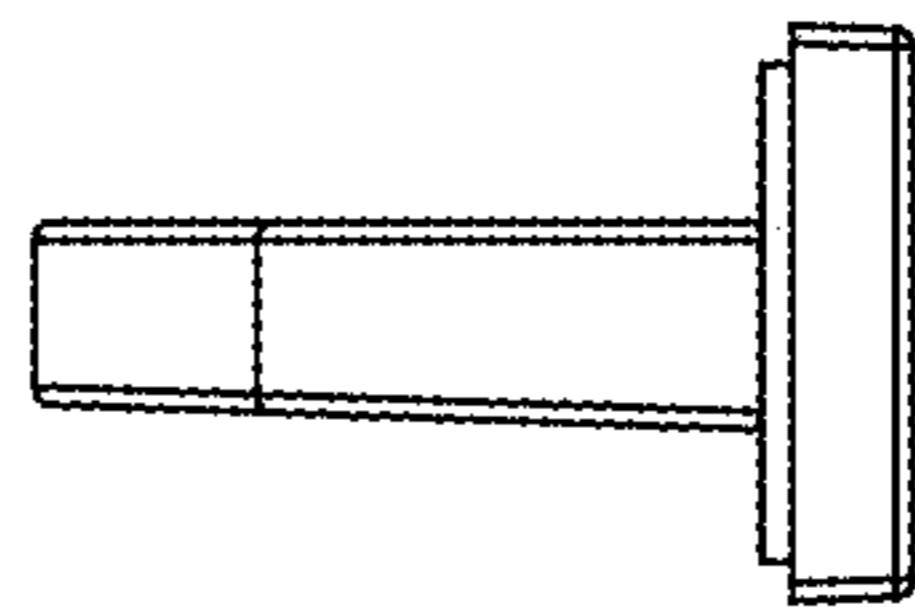


Fig. 6

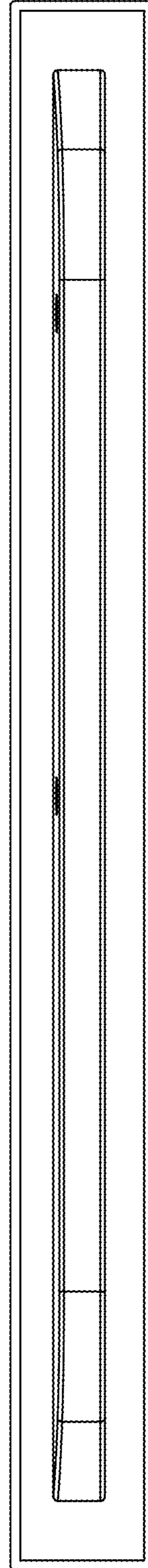




Fig. 7

