



US00D789709S

(12) **United States Design Patent**  
**Zou et al.**

(10) **Patent No.:** **US D789,709 S**  
(45) **Date of Patent:** **\*\* Jun. 20, 2017**

(54) **MESSAGE PILLOW**

(71) Applicant: **Jianhan Zou**, Xiamen (CN)

(72) Inventors: **Jianhan Zou**, Xiamen (CN); **Henry Law**, Orange, CA (US)

(73) Assignee: **Jianhan Zou**, Xiamen, Fujian Province (CN)

(\*\*) Term: **15 Years**

(21) Appl. No.: **29/528,893**

(22) Filed: **Jun. 2, 2015**

(51) **LOC (10) Cl.** ..... **06-09**

(52) **U.S. Cl.**  
USPC ..... **D6/601**

(58) **Field of Classification Search**  
USPC ..... D6/333, 349, 355, 375, 388, 512, 563, D6/564, 595, 596, 601, 604, 611, 707, D6/715, 716, 716.1; D24/183-185, 234; D21/803, 804, 805, 809; 5/401, 420, 5/600, 630, 631, 632, 633, 635, 636, 638, 5/639, 646, 652, 652.1, 655, 703, 730; 297/1, 2, 4, 93, 180.11, 195.1, 195.11, 297/195.13, 393, 397, 452.12, 452.14, 297/452.15, 452.21, 452.24, 452.26, 297/452.48, 452.62, 482  
CPC ..... A47G 9/10; A47G 9/1009; A47G 9/1018; A47G 9/1027; A47G 9/1036; A47G 9/1045; A47G 9/1063; A47G 9/1072; A47G 9/1081; A47G 9/109; A47C 7/021; A47C 27/00  
See application file for complete search history.

D311,295 S \* 10/1990 Roberts ..... D6/601  
D554,874 S \* 11/2007 Jourdan ..... D6/349  
D597,754 S \* 8/2009 Lukic ..... D6/349  
D622,515 S \* 8/2010 Nadeau ..... D6/333  
D659,252 S \* 5/2012 Batiste ..... D24/190  
D693,141 S \* 11/2013 Wootten, Jr. .... D6/601  
D695,030 S \* 12/2013 Buitendag ..... D6/333  
D714,574 S \* 10/2014 Levy ..... D6/601  
D715,579 S \* 10/2014 Scarlett ..... D6/601  
D726,450 S \* 4/2015 Wootten, Jr. .... D6/601  
D727,645 S \* 4/2015 Zink ..... D6/333  
D730,652 S \* 6/2015 Nigro ..... D6/349  
D732,313 S \* 6/2015 Fux ..... D6/601  
D734,545 S \* 7/2015 Cantu ..... D28/57  
D754,990 S \* 5/2016 Velasquez ..... D6/601  
D755,543 S \* 5/2016 Upadhyay ..... D6/601

(Continued)

*Primary Examiner* — Rosemary K Tarcza  
*Assistant Examiner* — Sanjeev Paul  
(74) *Attorney, Agent, or Firm* — Locke Lord LLP; Tim Tinkang Xia, Esq.

(57) **CLAIM**

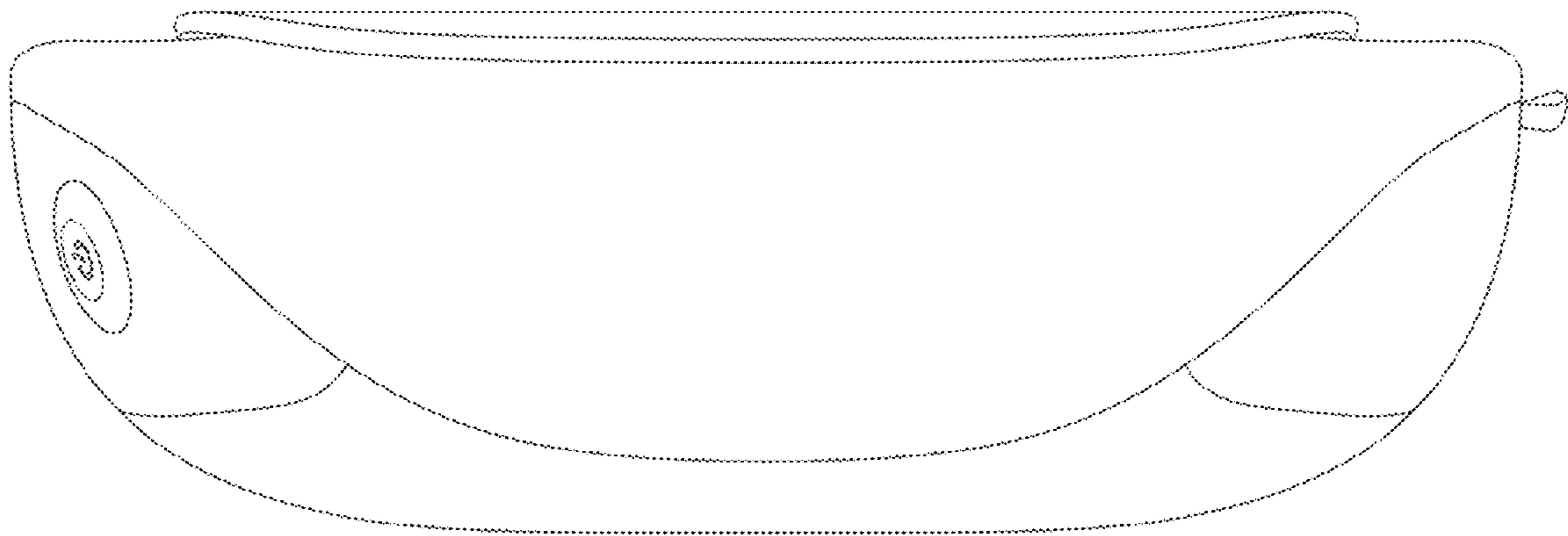
We claim the ornamental design for a massage pillow, as shown and described.

**DESCRIPTION**

FIG. 1 is a bottom side elevation view of the massage pillow. FIG. 2 is a top side elevation view of the massage pillow. FIG. 3 is a front side elevation view of the massage pillow. FIG. 4 is a rear side elevation view of the massage pillow. FIG. 5 is a left side elevation view of the massage pillow. FIG. 6 is a right side elevation view of the massage pillow. FIG. 7 is a perspective view showing the front and left elevation of the massage pillow; and, FIG. 8 is a perspective view showing the top, front, and left flat elevation of the massage pillow.

**1 Claim, 8 Drawing Sheets**

(56) **References Cited**  
U.S. PATENT DOCUMENTS  
D273,915 S \* 5/1984 Pike ..... D6/349  
D308,613 S \* 6/1990 Clark ..... D6/601



(56)

**References Cited**

U.S. PATENT DOCUMENTS

2004/0107501 A1\* 6/2004 Kancilja ..... A47G 9/10  
5/636  
2008/0163428 A1\* 7/2008 Groteke ..... A61F 5/56  
5/638  
2015/0040321 A1\* 2/2015 Moore ..... A47G 9/1009  
5/636

\* cited by examiner

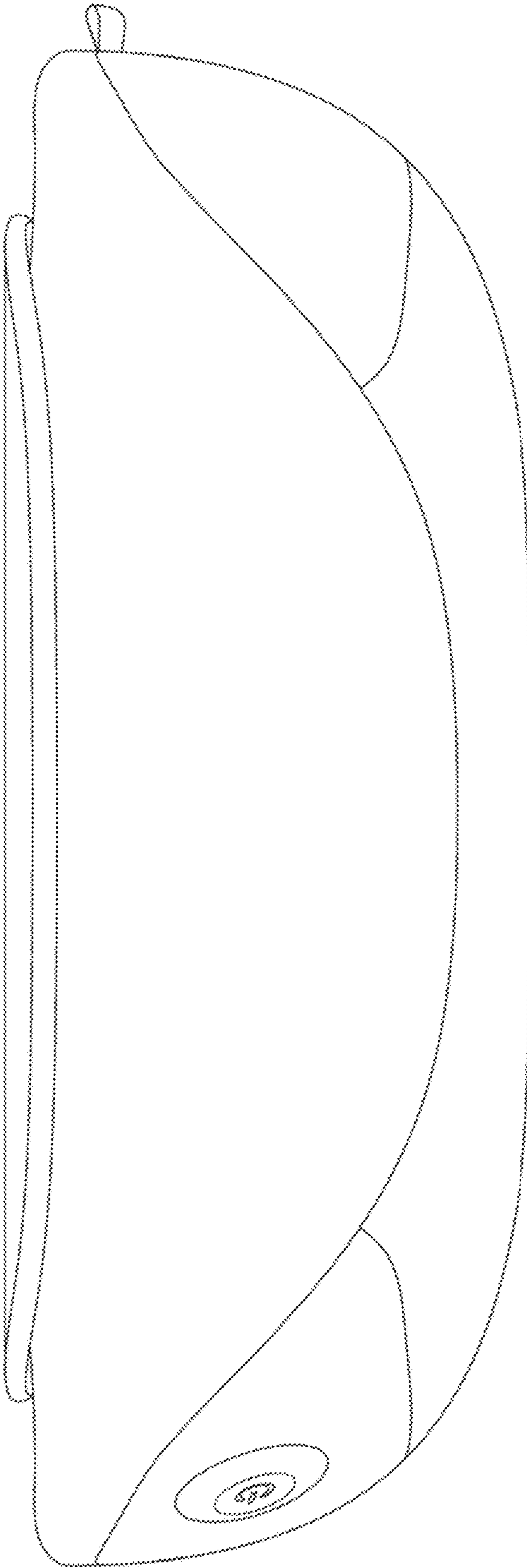


Fig. 1




FIG. 2

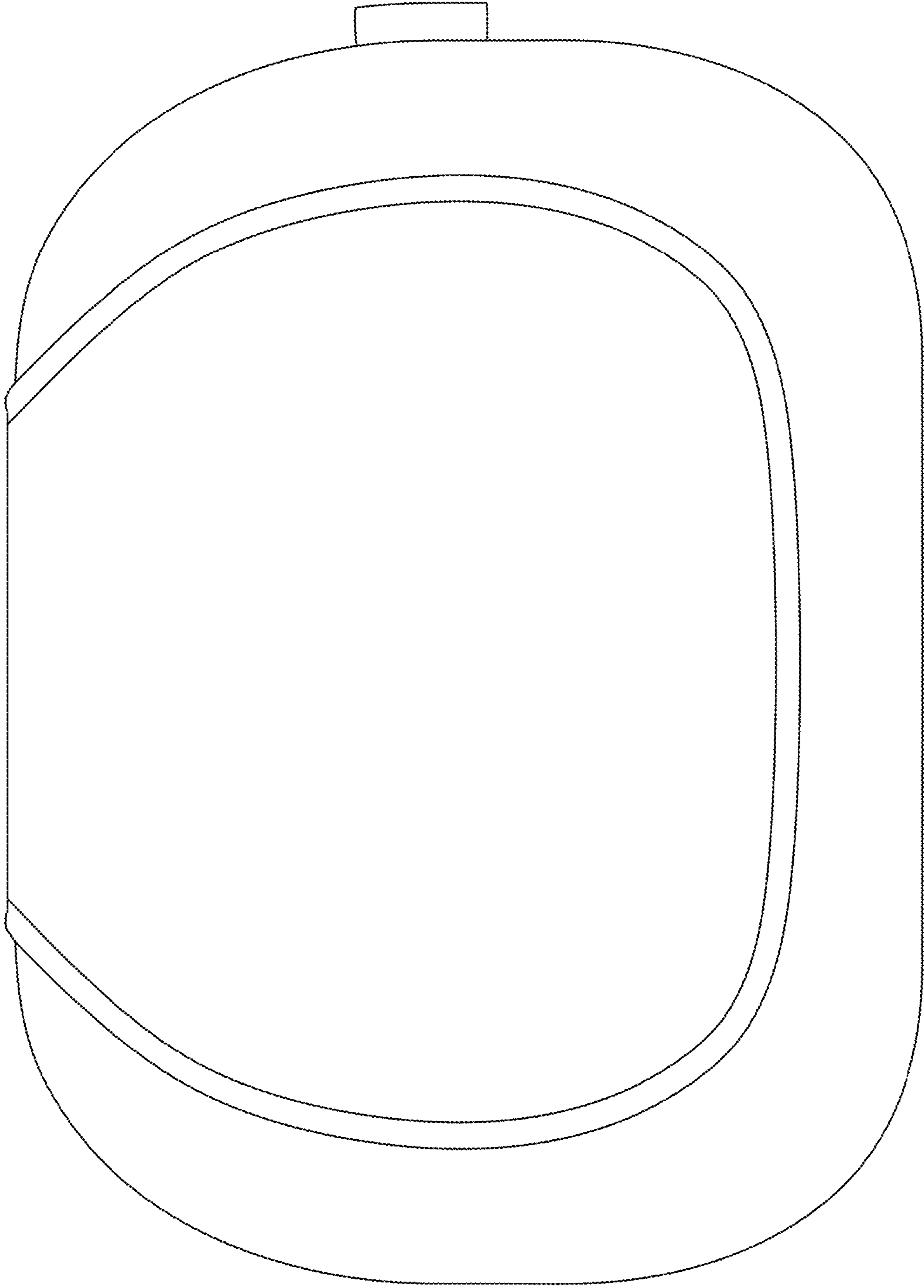


Fig. 3




Fig. 4

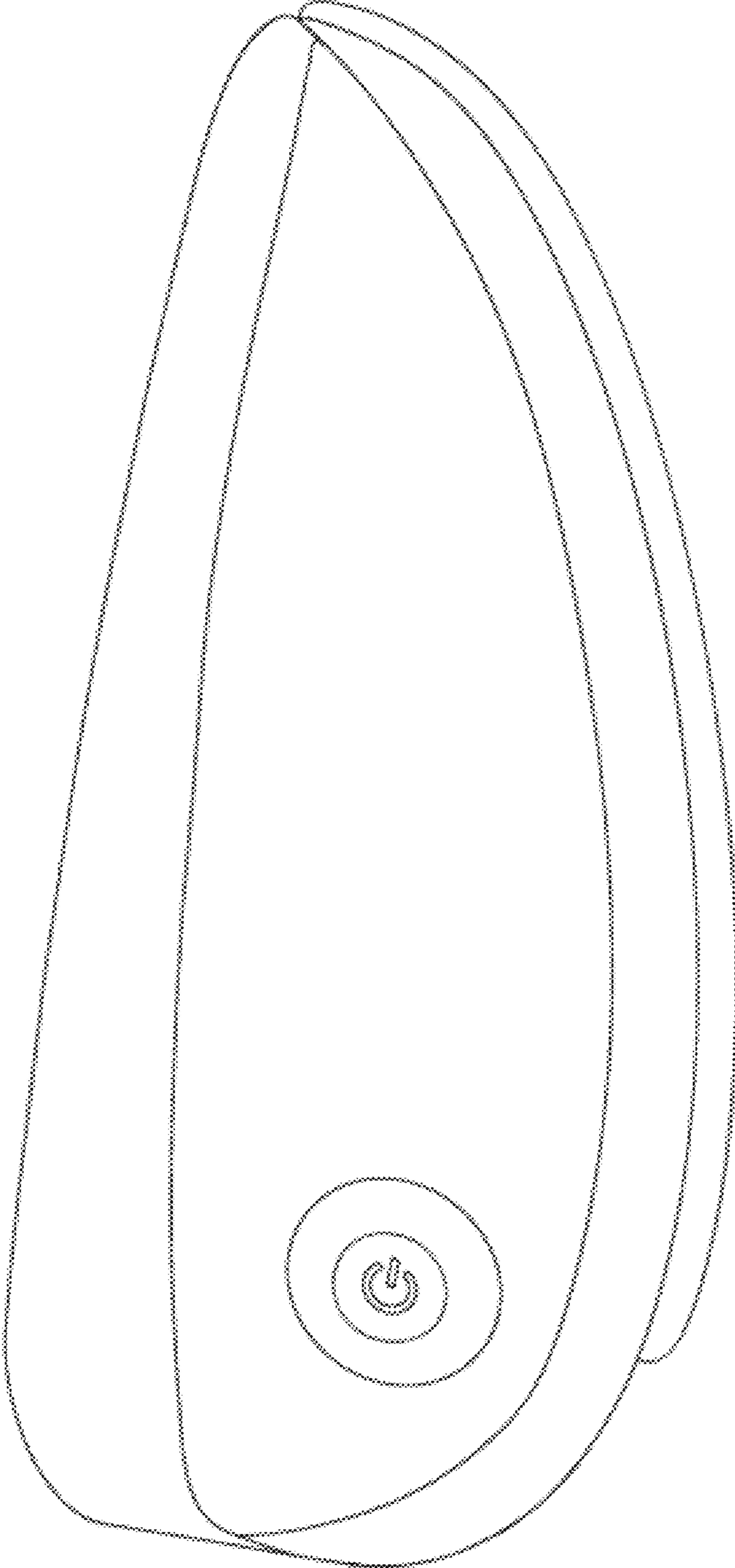


Fig. 5

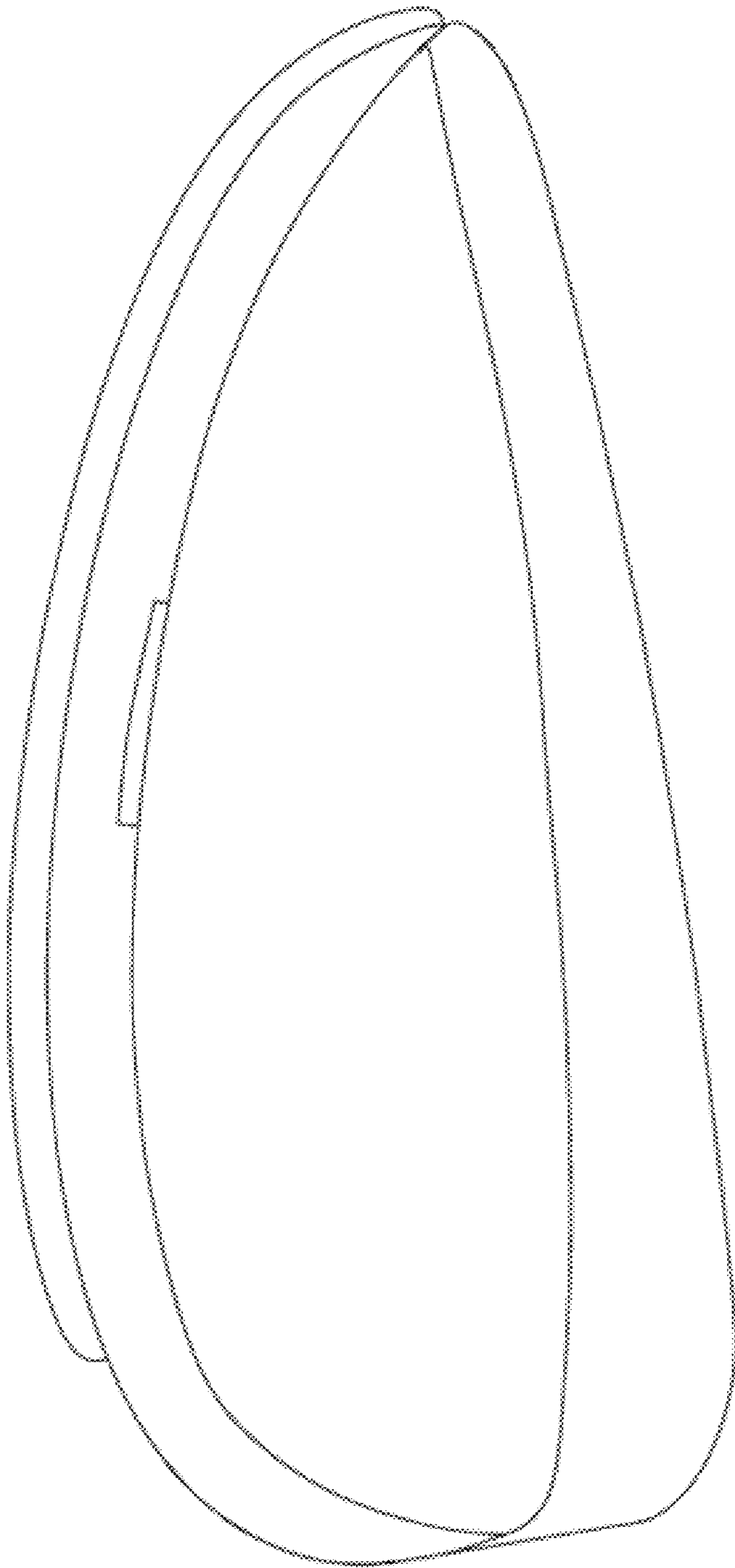


Fig. 6






Fig. 7

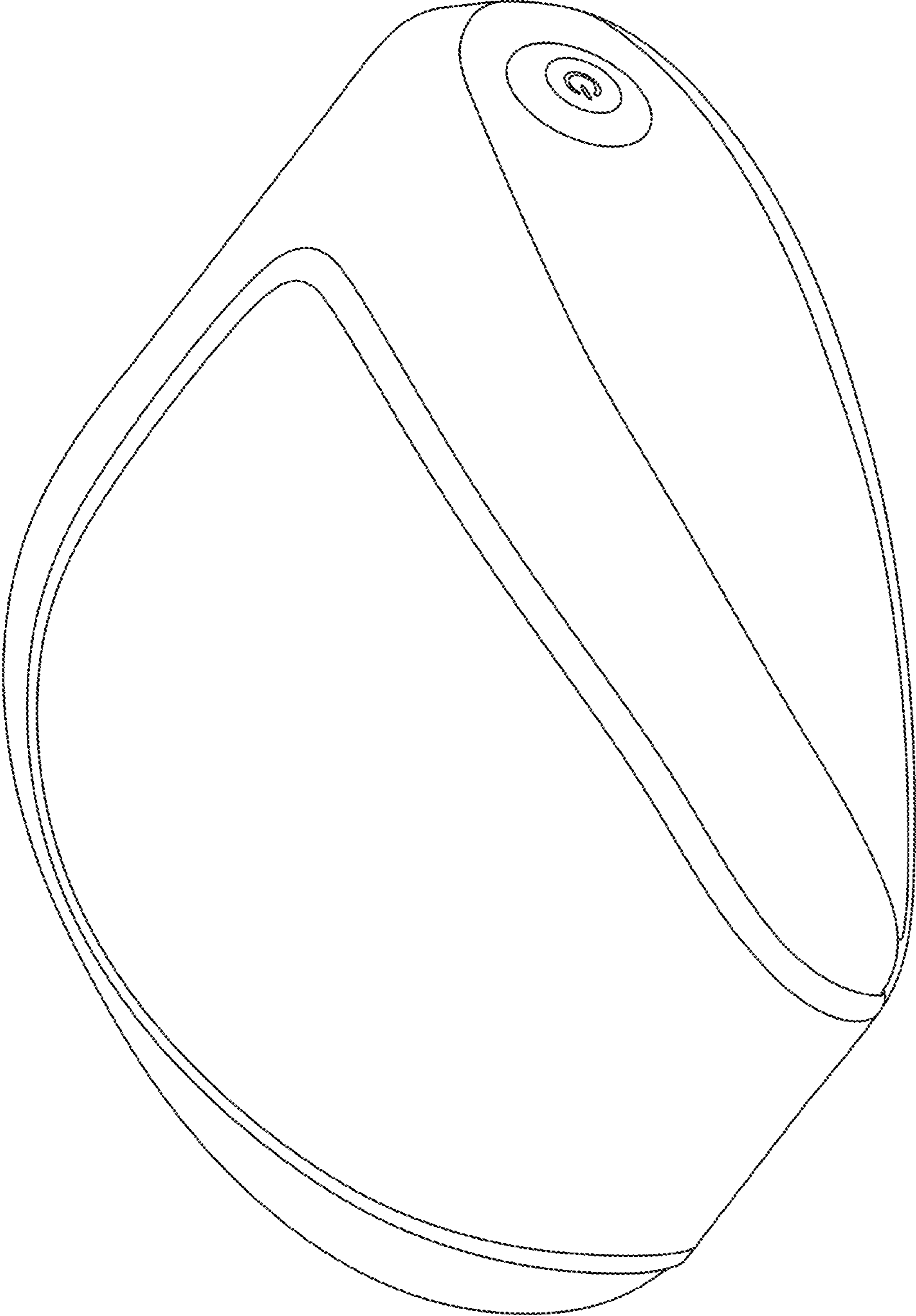


Fig. 8