



US00D789708S

(12) **United States Design Patent** (10) **Patent No.:** **US D789,708 S**  
**Kraemer** (45) **Date of Patent:** **\*\* Jun. 20, 2017**

- (54) **MAT** D96,228 S \* 7/1935 Clements ..... D5/53
- 2,925,650 A \* 2/1960 Pall ..... B21F 27/18
- (71) Applicant: **InterDesign, Inc.**, Solon, OH (US) 210/510.1
- 2,960,918 A \* 11/1960 Nagin ..... E01D 19/125
- (72) Inventor: **Kevin Francis Kraemer**, Chagrin Falls, OH (US) 404/19
- 3,243,932 A \* 4/1966 Bussey, Jr. .... E04F 15/10
- 52/591.2
- (73) Assignee: **InterDesign, Inc.**, Solon, OH (US) D235,764 S \* 7/1975 Vahn ..... D6/582
- D281,752 S \* 12/1985 Dickens ..... D6/582
- D289,095 S \* 3/1987 Chiodo ..... 119/165
- (\*\*) Term: **15 Years** D298,702 S \* 11/1988 Drew ..... D5/53
- 5,300,347 A \* 4/1994 Underhill ..... B31F 1/07
- (21) Appl. No.: **29/526,763** 162/117
- (22) Filed: **May 13, 2015** D422,061 S \* 3/2000 Lee ..... D23/261
- D424,810 S \* 5/2000 Thomas ..... D5/1
- D531,818 S \* 11/2006 Hustedt ..... D5/58
- D596,699 S \* 7/2009 Urriola ..... D23/206
- D599,039 S \* 8/2009 Leier ..... D25/157
- D701,061 S \* 3/2014 Allen ..... D6/582
- D707,981 S \* 7/2014 Allen ..... D6/585

**Related U.S. Application Data**

- (62) Division of application No. 29/496,385, filed on Jul. 11, 2014.
- (51) **LOC (10) Cl.** ..... **06-11**
- (52) **U.S. Cl.**
- USPC ..... **D6/585**
- (58) **Field of Classification Search**
- USPC ..... D3/304; D6/582-588, 592; D32/55-57; D12/203; D30/161; D5/1-3, 27, 53
- CPC ..... A47G 27/0206; A47G 27/0212; A47G 27/0217; A47G 27/0225; A47G 27/0237; A47G 27/0243; A47G 27/0293; A47G 9/06; A47G 9/062; A47L 23/20; A47L 23/26; A47L 23/266; E04F 19/10
- See application file for complete search history.

**References Cited**

**U.S. PATENT DOCUMENTS**

- D13,416 S \* 11/1882 Pope ..... D12/203
- D16,222 S \* 9/1885 Alexander ..... D12/203
- D20,107 S \* 8/1890 Carr ..... D6/582
- 684,383 A \* 10/1901 Ross ..... A47G 27/0218
- 15/239
- D40,691 S \* 5/1910 Bonner ..... D5/59

*Primary Examiner* — Celia Murphy  
*Assistant Examiner* — Clare Ann Gannon  
 (74) *Attorney, Agent, or Firm* — Calfee, Halter & Griswold, LLP

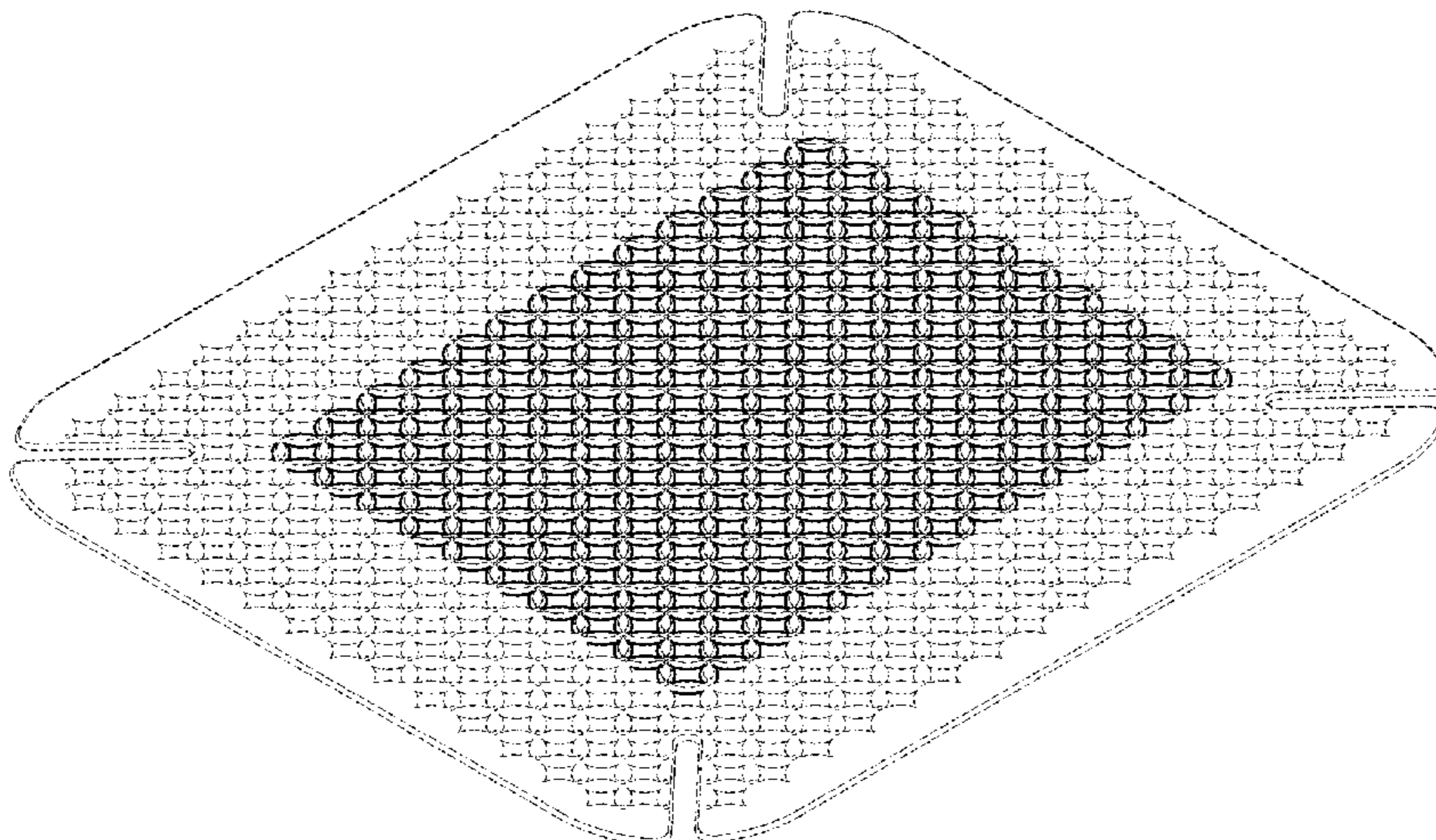
(Continued)

(57) **CLAIM**  
 I claim the ornamental design for a mat, as shown and described.

**DESCRIPTION**

FIG. 1 is a front/right/top perspective view of a mat showing my new design; the front/left/top perspective view being a mirror image thereof;  
 FIG. 2 is a top plan view thereof;  
 FIG. 3 is a right side elevational view thereof, the left side view being a mirror image thereof; and,  
 FIG. 4 is a front elevational view, the rear being a mirror image thereof.  
 The broken lines form no part of the claimed design.

**1 Claim, 3 Drawing Sheets**



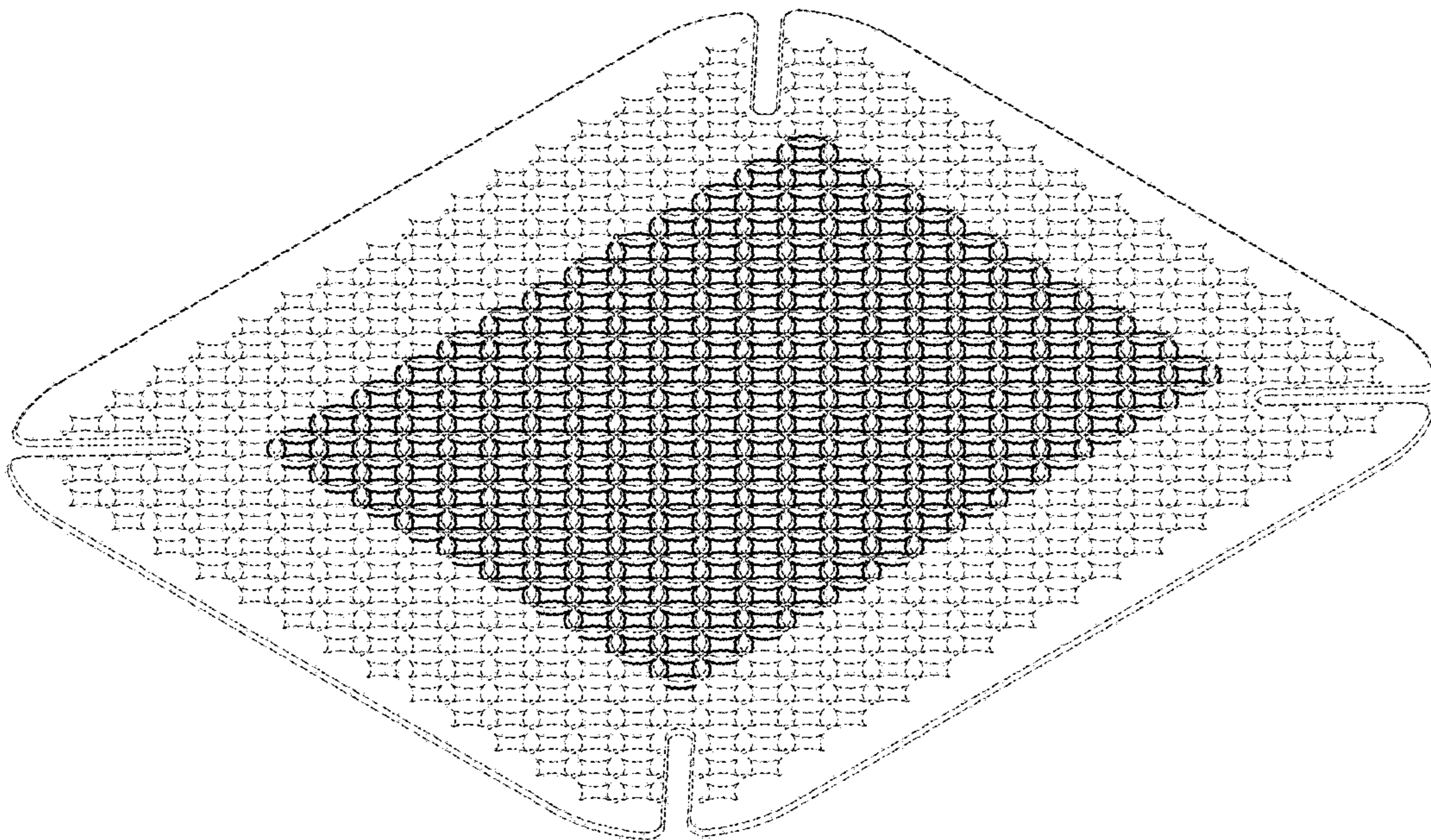
(56)

**References Cited**

U.S. PATENT DOCUMENTS


2002/0119275 A1\* 8/2002 Williamson ..... A47L 23/24  
428/44  
2007/0107662 A1\* 5/2007 Queen ..... A01K 1/0353  
119/28.5  
2009/0311447 A1\* 12/2009 Gold ..... A47G 27/0206  
428/12  
2012/0317913 A1\* 12/2012 Esquivel ..... B28D 1/18  
52/311.2

\* cited by examiner

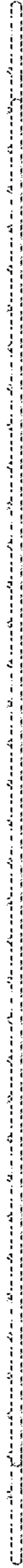


**FIG. 1**





**FIG. 2**



**FIG. 3**



**FIG. 4**