



US00D789707S

(12) **United States Design Patent** (10) **Patent No.:** **US D789,707 S**  
**Porisky** (45) **Date of Patent:** **\*\* Jun. 20, 2017**

(54) **JEWELRY HOLDER**  
(71) Applicant: **Margaret Louise Porisky**, Calgary (CA)  
(72) Inventor: **Margaret Louise Porisky**, Calgary (CA)  
(\*\*) Term: **14 Years**  
(21) Appl. No.: **29/520,851**  
(22) Filed: **Mar. 18, 2015**  
(51) **LOC (10) Cl.** ..... **06-04**  
(52) **U.S. Cl.**  
USPC ..... **D6/569**  
(58) **Field of Classification Search**  
USPC ..... D6/569, 515, 552, 553, 567, 546, 549, D6/570, 574; 211/13.1, 86.01, 87.01, 211/85.2, 85.9, 42, 71.01, 88.01, 90.01, 211/126.1, 133.5, 134, 153; D8/349, 354, D8/373; 248/309.1  
CPC ..... A47F 7/02; A47F 5/0807; A47F 5/00  
See application file for complete search history.

D310,926 S \* 10/1990 Bass ..... D6/570  
4,966,287 A 10/1990 Snyder  
D318,591 S \* 7/1991 Killiany ..... D6/566  
D319,749 S \* 9/1991 McPherson ..... D6/567  
5,067,617 A 11/1991 Caldwell et al.  
5,121,833 A 6/1992 Lindsay et al.  
5,141,300 A 8/1992 Ciesla  
D329,565 S 9/1992 Kane et al.  
5,242,048 A 9/1993 Ellingsworth et al.  
5,253,750 A 10/1993 Keffer  
D342,435 S \* 12/1993 Boyle ..... D6/548  
5,427,230 A 6/1995 Mattox  
D365,484 S \* 12/1995 Trattner, Jr. .... D6/571  
5,511,873 A 4/1996 Mech  
D372,380 S 8/1996 Montalbo  
D377,427 S \* 1/1997 Ashton, II ..... D6/570  
D393,542 S 4/1998 Thompson  
D413,472 S \* 9/1999 Dagan ..... D18/6  
D416,736 S 11/1999 Bergin

(Continued)

*Primary Examiner* — David Muller  
*Assistant Examiner* — Nathan Johnston  
(74) *Attorney, Agent, or Firm* — Maxey Law Offices, PLLC; Stephen Lewellyn

(57) **CLAIM**

The ornamental design for a jewelry holder, as shown and described.

(56) **References Cited**

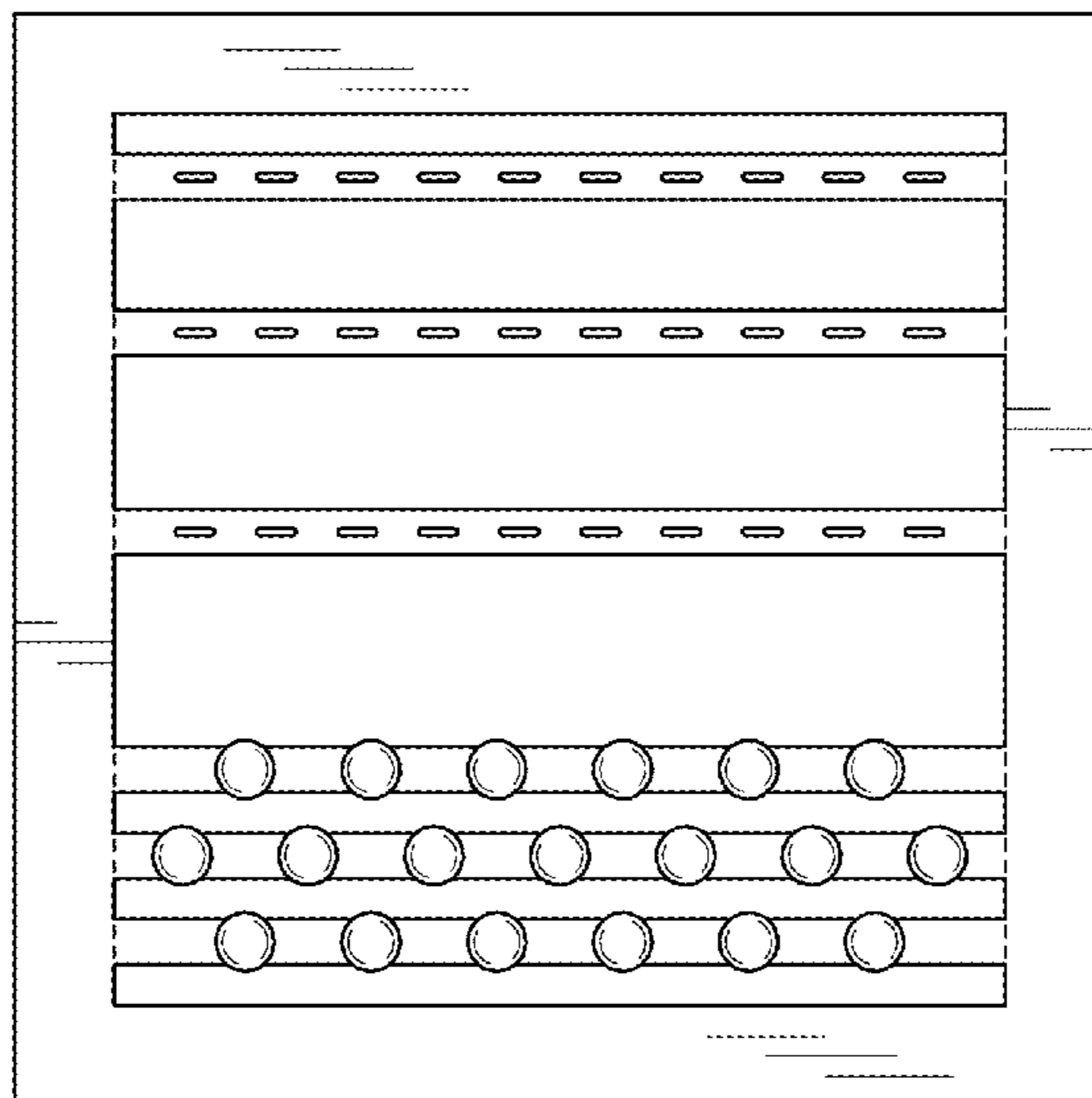
U.S. PATENT DOCUMENTS

D46,600 S \* 10/1914 Maher ..... D6/552  
D141,750 S \* 7/1945 Coates ..... D6/553  
3,341,026 A \* 9/1967 Spitler ..... A47B 96/16  
211/88.01  
4,401,219 A 8/1983 Mink  
D292,156 S \* 10/1987 Krol ..... D32/67  
D292,842 S \* 11/1987 Lux ..... D3/25  
4,714,305 A \* 12/1987 Service ..... A47B 77/16  
211/74  
4,739,886 A \* 4/1988 Seaberg ..... A47F 7/02  
206/486  
4,767,011 A 8/1988 Butler  
4,775,584 A 10/1988 LeBarge  
4,821,883 A 4/1989 Miller

**DESCRIPTION**

FIG. 1 is a front elevation view of the jewelry holder in accordance with my invention;  
FIG. 2 is a back elevation view thereof;  
FIG. 3 is a left side elevation view thereof;  
FIG. 4 is a right side elevation view thereof;  
FIG. 5 is a top plan view thereof;  
FIG. 6 is a bottom plan view thereof; and,  
FIG. 7 is another front elevation view thereof.  
The portions of the jewelry holder shown in broken lines form no part of the claimed design.

**1 Claim, 5 Drawing Sheets**



(56)

References Cited

U.S. PATENT DOCUMENTS

D418,347	S	1/2000	Dragonette	
D436,727	S	1/2001	Hsu	
6,361,130	B1	3/2002	Kardy	
D459,133	S *	6/2002	Shiflet .....	D6/571
6,425,647	B1	7/2002	Pothin	
D491,374	S *	6/2004	Bradford .....	D6/301
6,857,519	B2	2/2005	Daetweiler et al.	
6,959,806	B2	11/2005	Barker	
6,991,118	B2	1/2006	Phillips	
D514,355	S *	2/2006	Cowan .....	D6/570
7,008,029	B1	3/2006	Aclin	
D533,734	S *	12/2006	Campbell .....	D6/672
D552,378	S *	10/2007	Hussaini .....	D6/682
7,389,868	B2	6/2008	Lewand et al.	
7,617,942	B2	11/2009	Albanese	
D609,955	S *	2/2010	Parker .....	D6/570
8,070,025	B1	12/2011	Nelson	
8,151,980	B2	4/2012	DeMartino	
D699,477	S *	2/2014	Allen .....	D6/552
8,672,146	B1	3/2014	Cole	
D716,637	S *	11/2014	McDonald .....	D8/354
D721,490	S	1/2015	Batton	
D726,447	S *	4/2015	Nutsch .....	D6/567
2004/0108796	A1	6/2004	Brower	
2004/0178116	A1	9/2004	Daetweiler	
2005/0011774	A1	1/2005	Barker	
2009/0107940	A1 *	4/2009	Norman .....	A47F 5/0018 211/153
2010/0133965	A1	6/2010	Greiner	
2012/0068582	A1	3/2012	Elderkin et al.	
2013/0220948	A1 *	8/2013	Nguyen .....	A47F 5/025 211/1.55
2014/0138332	A1 *	5/2014	Loree .....	F16B 17/00 211/87.01
2014/0209487	A1	7/2014	Walsh	

\* cited by examiner

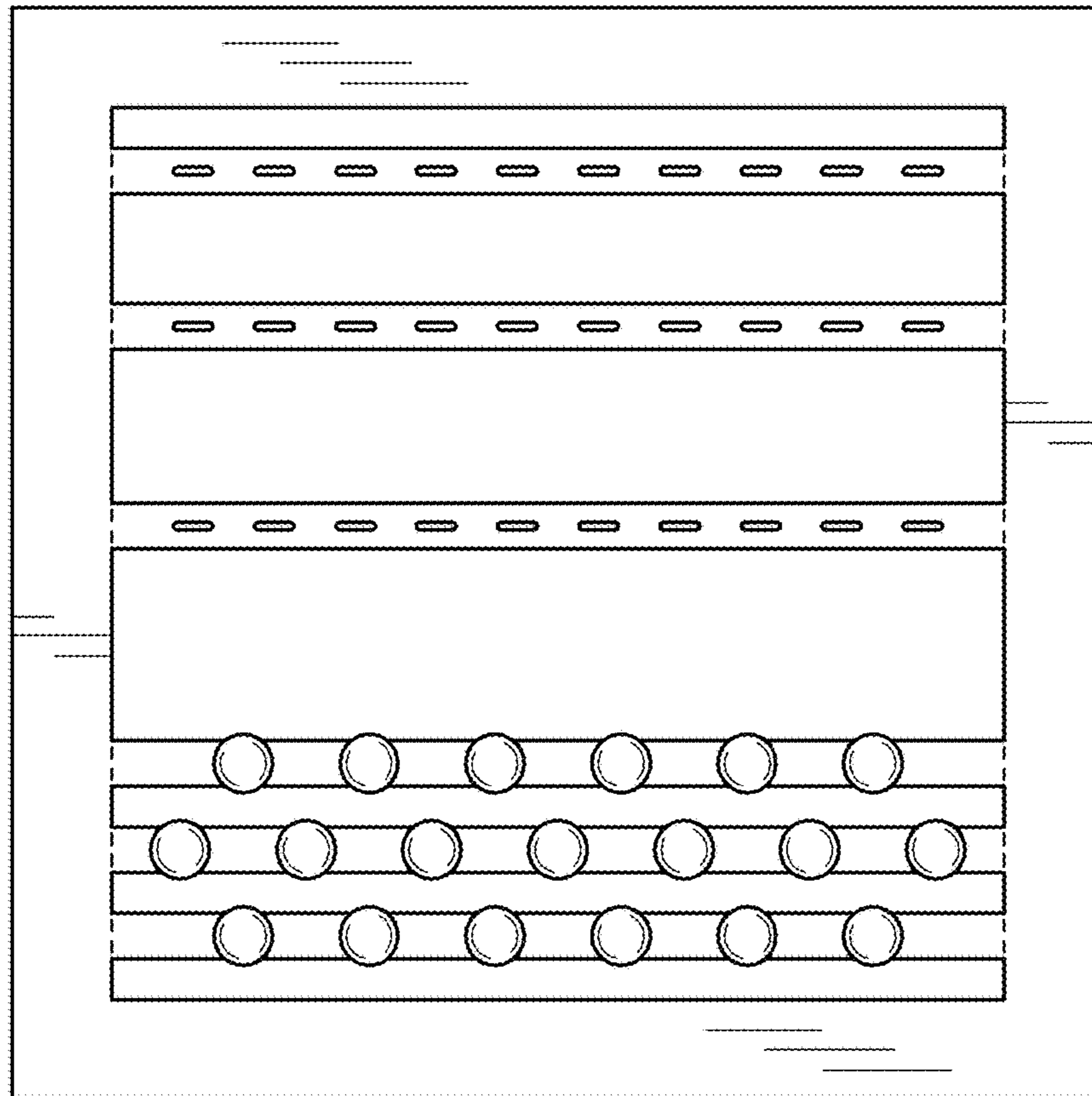


FIG. 1




FIG. 2

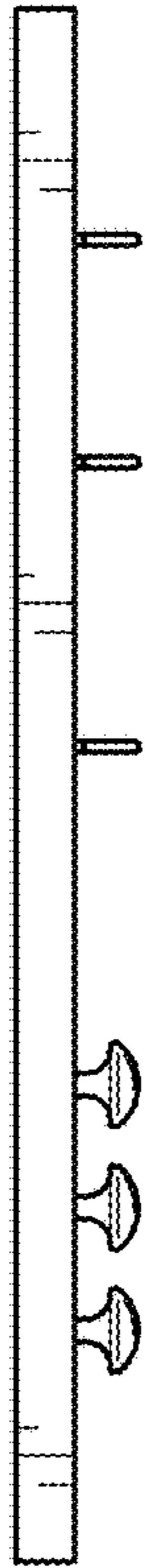


FIG. 3

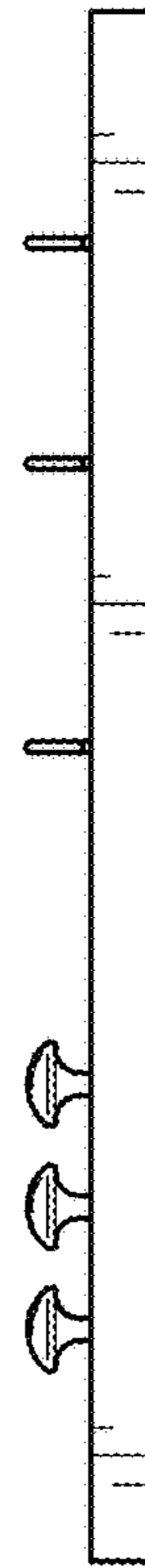


FIG. 4



FIG. 5



FIG. 6



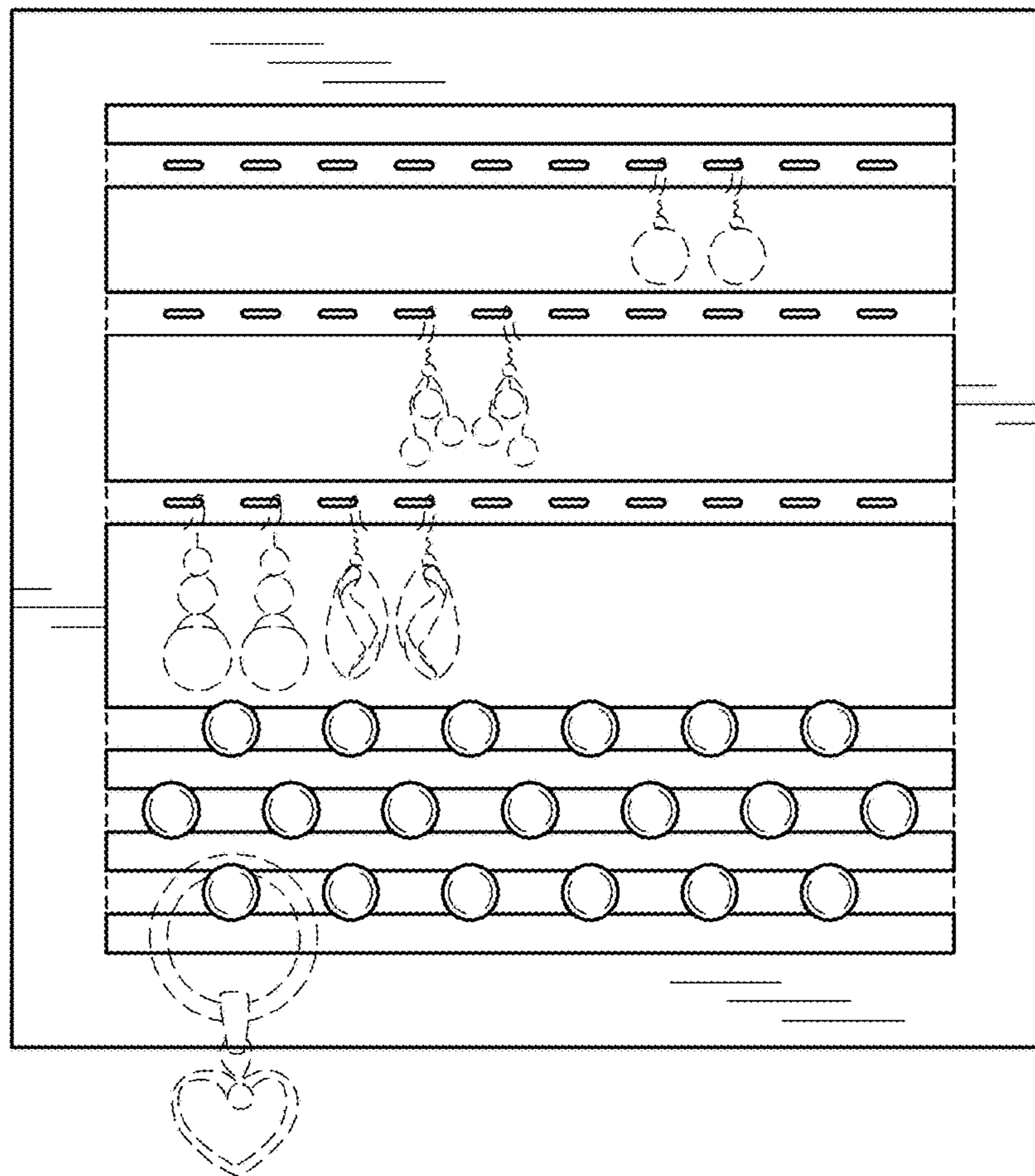


FIG. 7