



US00D789698S

(12) **United States Design Patent**
Mulvihill

(10) **Patent No.:** **US D789,698 S**

(45) **Date of Patent:** **** Jun. 20, 2017**

(54) **HANGER**

(71) Applicant: **Helane Royce Mulvihill**, Newport Coast, CA (US)

(72) Inventor: **Helane Royce Mulvihill**, Newport Coast, CA (US)

(**) Term: **15 Years**

(21) Appl. No.: **29/568,213**

(22) Filed: **Jun. 16, 2016**

(51) **LOC (10) Cl.** **06-08**

(52) **U.S. Cl.**
USPC **D6/318**

(58) **Field of Classification Search**
USPC D6/315-328; 223/85-98; 211/1, 10, 211/13.1, 85.3, 113
CPC A47G 25/26; A47G 25/28; A47G 25/30; A47G 25/32; A47G 25/34; A47G 25/36; A47G 25/38; A47G 25/442; A47G 25/625; A47G 25/743; A47G 25/1407; A47G 25/1457; A47G 2025/1492; A47F 7/18; A47F 7/19; A47F 7/22
See application file for complete search history.

(56) **References Cited**

U.S. PATENT DOCUMENTS

2,318,664	A *	5/1943	Bolten	A47G 25/32 223/92
2,835,422	A *	5/1958	Stuard	A47G 25/30 223/92
3,069,054	A *	12/1962	Treiman	A47G 25/32 223/92
3,407,979	A *	10/1968	Patch	A47G 25/28 223/88
D607,217	S *	1/2010	Warren	D6/318
D628,818	S *	12/2010	Warren	D6/326
D647,311	S *	10/2011	Chim	D6/318
D654,276	S *	2/2012	Jones	D6/318
D657,963	S *	4/2012	Jones	D6/318

D664,777	S *	8/2012	Jones	D6/318
2003/0183665	A1 *	10/2003	Olk	A47G 25/30 223/85
2005/0184108	A1 *	8/2005	Ho	A47G 25/183 223/85
2006/0186149	A1 *	8/2006	Wu	A47G 25/183 223/85
2008/0283558	A1 *	11/2008	Rude	A47G 25/32 223/94
2009/0302074	A1 *	12/2009	Hansen	G09F 3/04 223/92
2010/0140306	A1 *	6/2010	Chan	A47G 25/28 223/92
2010/0193552	A1 *	8/2010	Gouldson	A47G 25/28 223/92
2016/0051072	A1 *	2/2016	Gouldson	A47G 25/30 223/85

* cited by examiner

Primary Examiner — Derrick Holland

Assistant Examiner — Lauren Calve

(74) *Attorney, Agent, or Firm* — Grant's Law Firm; Allan Howard Grant

(57) **CLAIM**

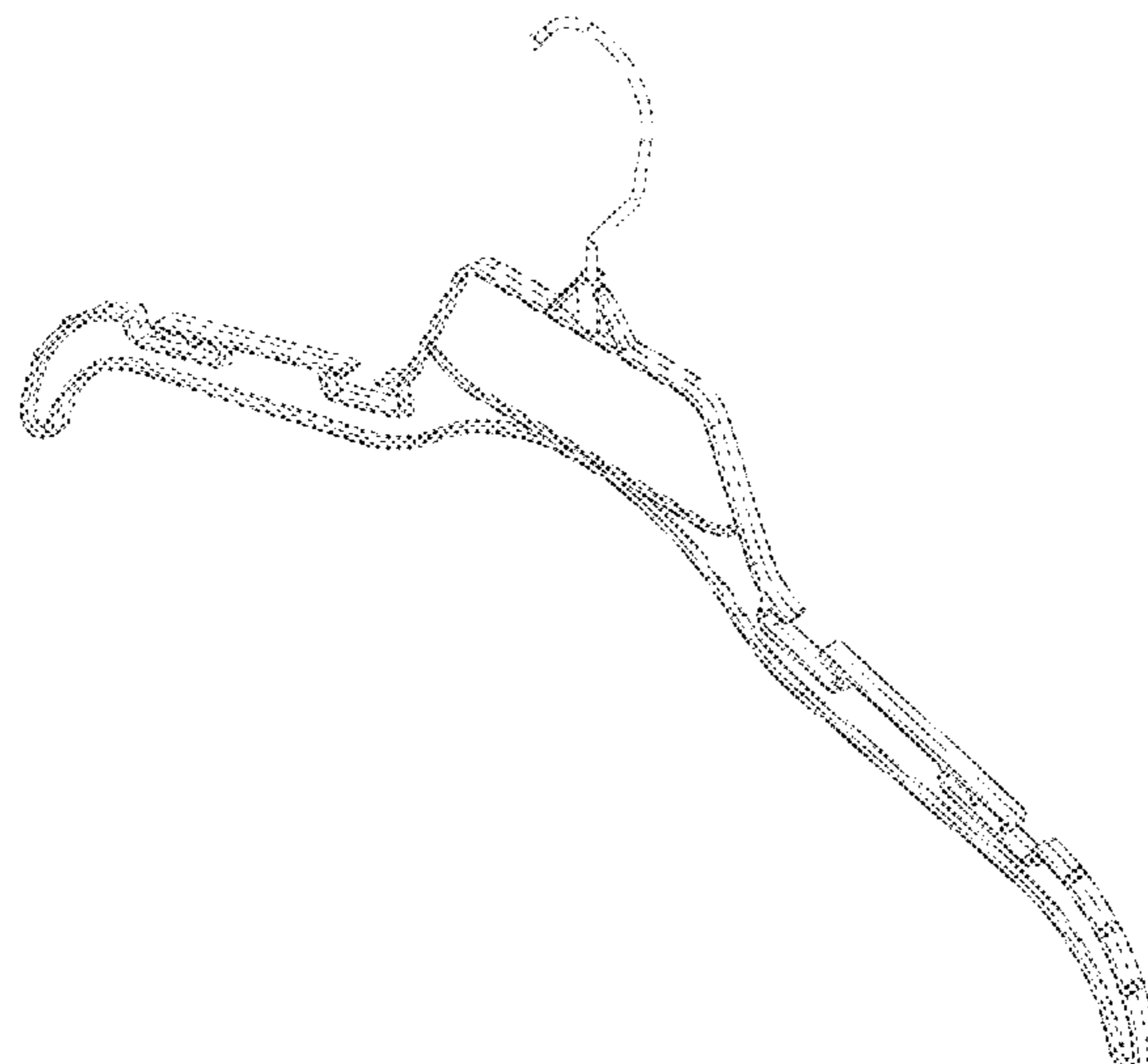
I claim the ornamental design for a hanger, as shown and as described.

DESCRIPTION

FIG. 1 is a perspective view of a hanger.
FIG. 2 is the front view of the hanger.
FIG. 3 is a back view of the hanger.
FIG. 4 is a side view of the hanger.
FIG. 5 is a second side view of the hanger.
FIG. 6 is a top view of the hanger.
FIG. 7 is bottom view of the hanger; and,
FIG. 8 is a perspective view of the hanger shown in environmental use.

The broken lines shown represent unclaimed subject matter and form no part of the claimed design.

1 Claim, 8 Drawing Sheets



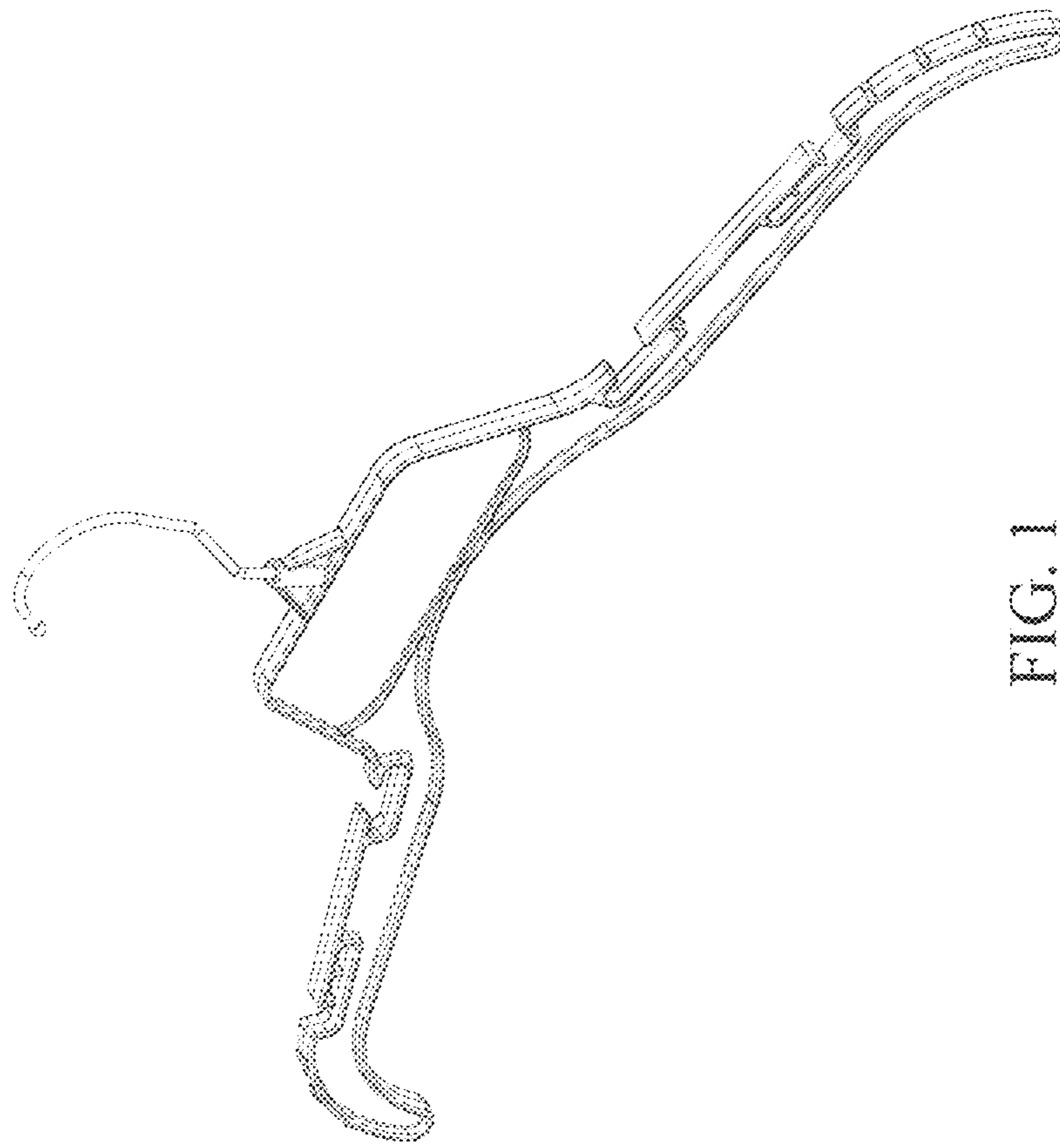


FIG. 1

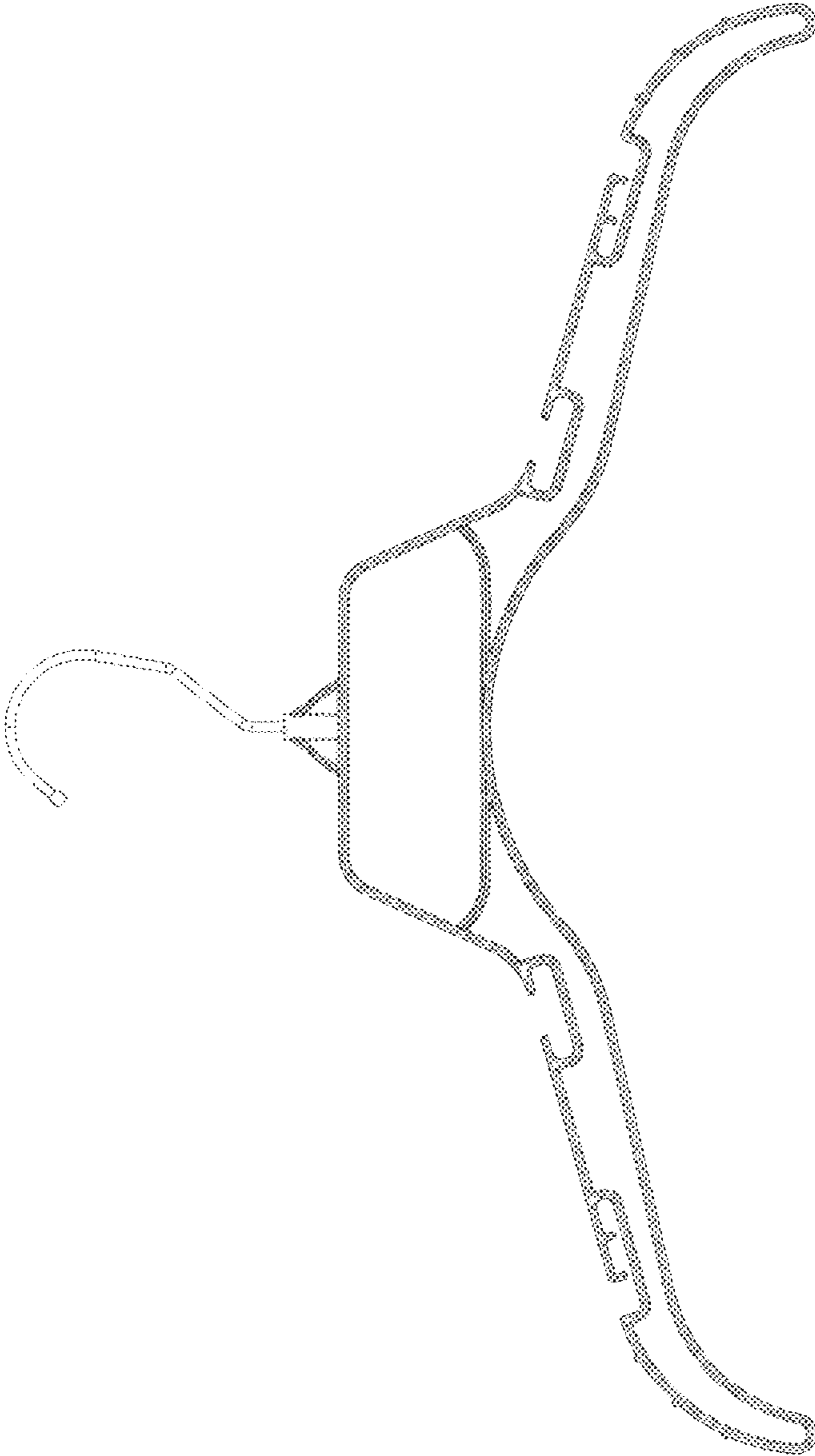


FIG. 2

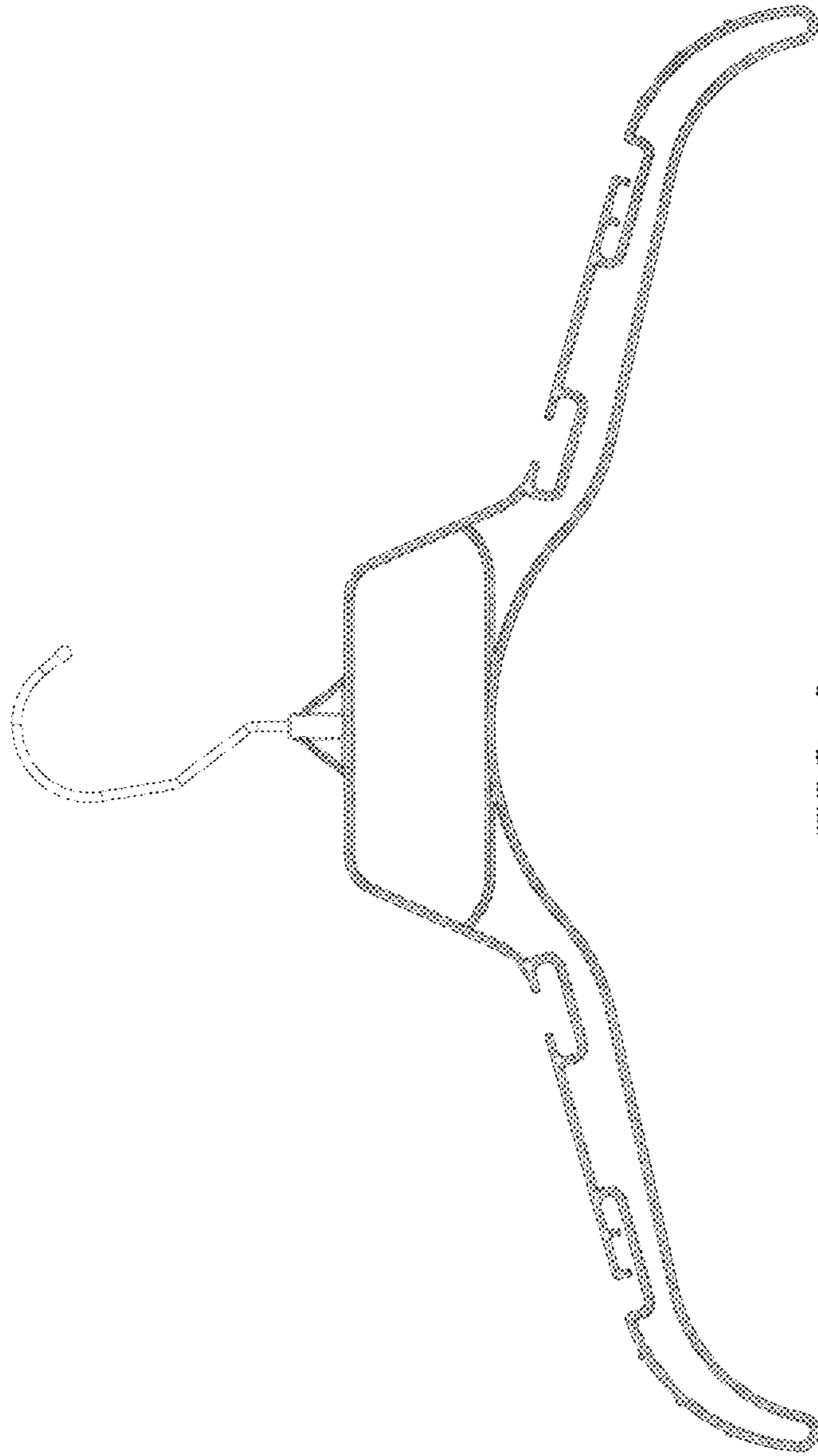


FIG. 3




FIG. 4




FIG. 5

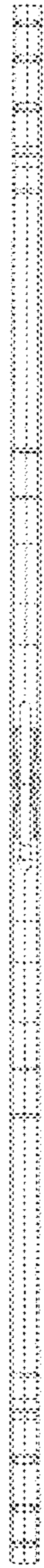


FIG. 6

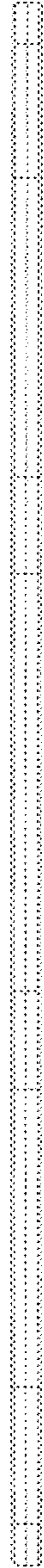


FIG. 7

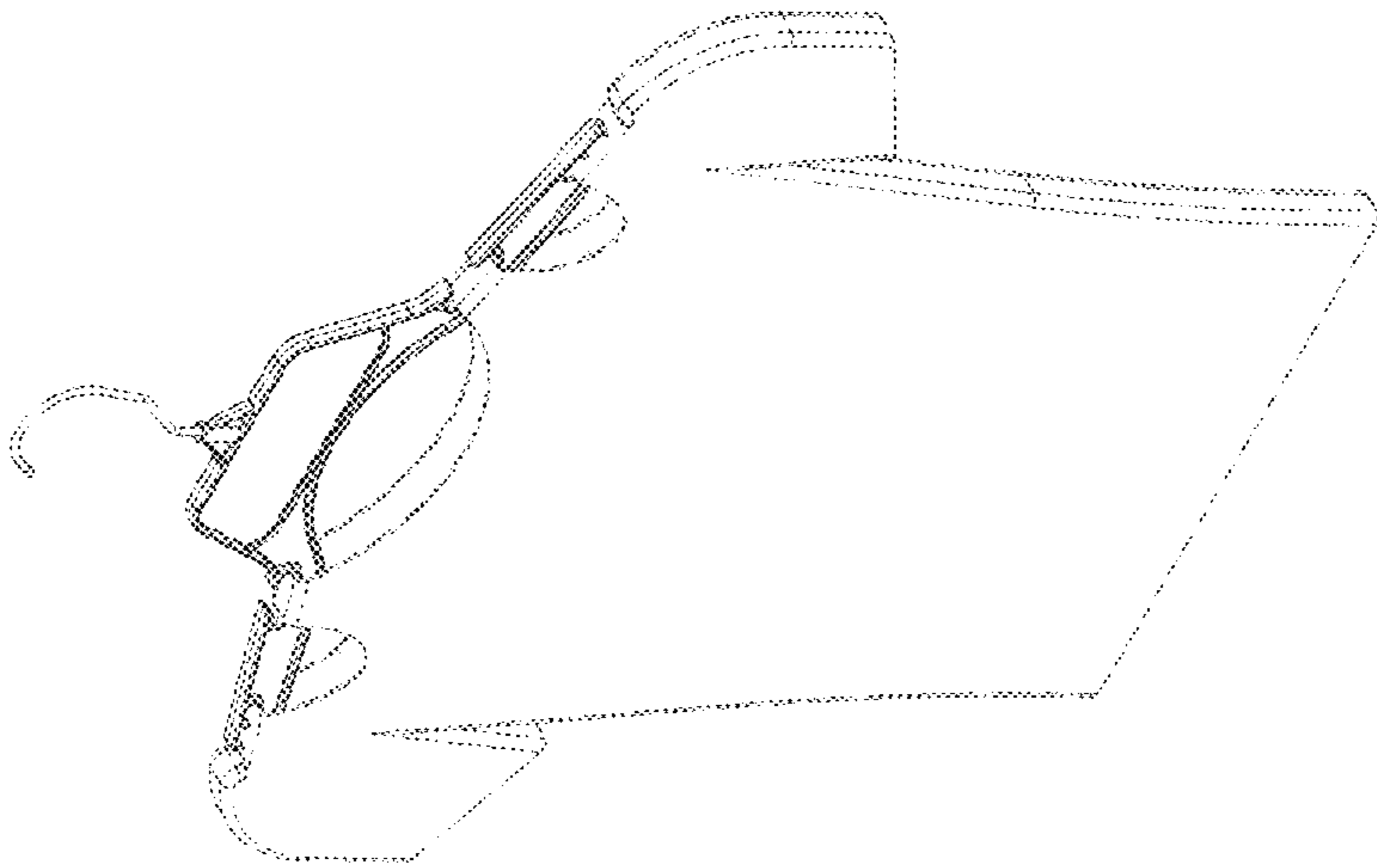


FIG. 8