



US00D789694S

(12) **United States Design Patent** (10) **Patent No.:** **US D789,694 S**
Xi et al. (45) **Date of Patent:** **** Jun. 20, 2017**

(54) **ORAL CARE IMPLEMENT**
(71) Applicant: **COLGATE-PALMOLIVE COMPANY**, New York, NY (US)
(72) Inventors: **Wen Jin Xi**, Shanghai (CN); **Guang Sheng Guo**, Yangzhou (CN); **Fan Gang Xie**, Yangzhou (CN)
(73) Assignee: **COLGATE-PALMOLIVE COMPANY**, New York, NY (US)

D654,695 S * 2/2012 Jimenez D4/108
D661,490 S * 6/2012 Jin D4/108
D674,609 S * 1/2013 Li D4/104
D675,447 S * 2/2013 Xi D4/104
D686,416 S * 7/2013 Xi D4/104
D686,825 S * 7/2013 Xi D4/104
D687,229 S * 8/2013 Stebila et al.
D689,287 S * 9/2013 Winkler D4/104
D715,559 S * 10/2014 Xi D4/104
9,027,193 B2 * 5/2015 Xi A46B 3/00
15/167.1
D751,295 S * 3/2016 Lee D4/104

(**) Term: **15 Years**

(21) Appl. No.: **29/528,253**

(22) Filed: **May 27, 2015**

(51) **LOC (10) Cl.** **04-02**

(52) **U.S. Cl.**
USPC **D4/104**

(58) **Field of Classification Search**
USPC D4/104, 101, 105, 106, 108, 109, 110,
D4/111, 112, 113; D8/107; D28/46, 48;
D24/133, 146, 152; 15/22.1, 143.1,
15/167.1; 401/270
CPC A61C 17/00; A61C 17/222; A61C 17/224;
A61C 17/225; A61C 17/349; A61C
17/20; A61C 17/22; A61C 17/24; A61C
17/26; A61C 17/32; A61C 17/34
See application file for complete search history.

(56) **References Cited**

U.S. PATENT DOCUMENTS

D421,843 S 3/2000 Joergensen
D433,815 S 11/2000 Denhez et al.
D440,404 S 4/2001 Naslund
D531,414 S 11/2006 Wong
D559,546 S 1/2008 Wong
D575,064 S 8/2008 Wong
D637,402 S 5/2011 Nakada Bunji

FOREIGN PATENT DOCUMENTS

BR DI6904369-8 11/2009
CN 3306787 8/2002
CN 3363272 9/2003
CN 3363273 9/2003

(Continued)

Primary Examiner — Susan Bennett Hattan

Assistant Examiner — Rebecca Tsehaye

(57) **CLAIM**

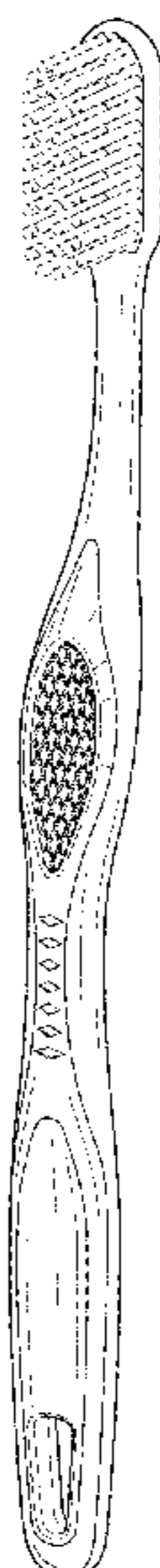
The ornamental design for an oral care implement, as shown and described.

DESCRIPTION

FIG. 1 is a front right perspective view of an oral care implement according to the new design;
FIG. 2 is a rear left perspective view thereof;
FIG. 3 is a front view thereof;
FIG. 4 is a rear view thereof;
FIG. 5 is a right side view thereof;
FIG. 6 is a left side view thereof;
FIG. 7 is a top view thereof; and,
FIG. 8 is a bottom view thereof.

The broken lines in the drawings are used to show portions of the oral care implement that form no part of the claimed design.

1 Claim, 4 Drawing Sheets



(56)

References Cited

FOREIGN PATENT DOCUMENTS

CN	3359328	3/2004
CN	3359329	3/2004
CN	3376499	7/2004
CN	3393781	9/2004
CN	3403401	11/2004
CN	3409457	12/2004
CN	3525699	5/2005
CN	3498753	1/2006
CN	3505551	2/2006
CN	3516043	4/2006
CN	3624927	3/2007
CN	301054688	11/2009
CN	301119884	1/2010
CN	301207117	5/2010
CN	301207118	5/2010
CN	301224586 S	5/2010
CN	301224587 S	5/2010
CN	301249307	6/2010
CN	301277367	7/2010
CN	301293107	7/2010
CN	301377575 S	11/2010
CN	301382609 S	11/2010
CN	301517882	4/2011
CN	301628993	8/2011

CN	301628995	8/2011
CN	302755717	3/2014
CN	302805728	4/2014
EM	000139670-0001	1/2004
EM	000139423-0001	2/2004
EM	000139423-0002	2/2004
EM	000139423-0003	2/2004
EM	000139423-0004	2/2004
EM	000139423-0005	2/2004
EM	000139423-0006	2/2004
EM	000139423-0007	2/2004
EM	000139423-0008	2/2004
EM	000139423-0009	2/2004
EM	000139423-0010	2/2004
EM	000486105-0001	2/2006
EM	000624093-0006	11/2006
EM	000624093-0007	11/2006
EM	001534264-0001	6/2009
EM	001534264-0002	6/2009
EM	001866229-0001	5/2011
EM	001290035-0003	8/2011
EM	002212522-0003	4/2013
ES	I0144124-X	11/1998
FR	986562-0001	11/1998
GB	4007701	5/2008
RU	00074650	5/2010
WO	WOD073182-002	8/2012

* cited by examiner

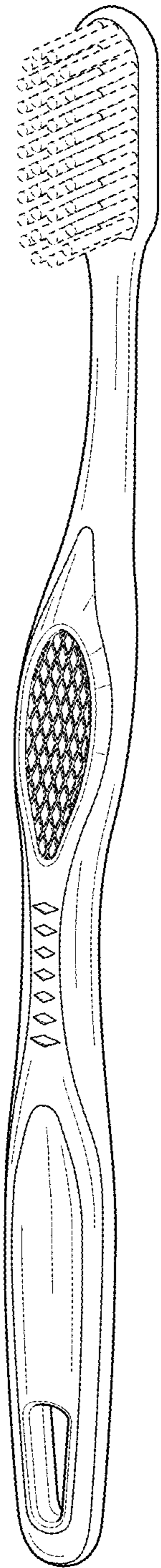


FIG. 1

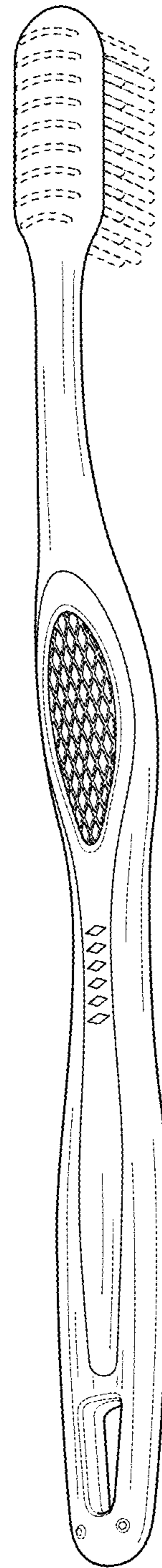


FIG. 2

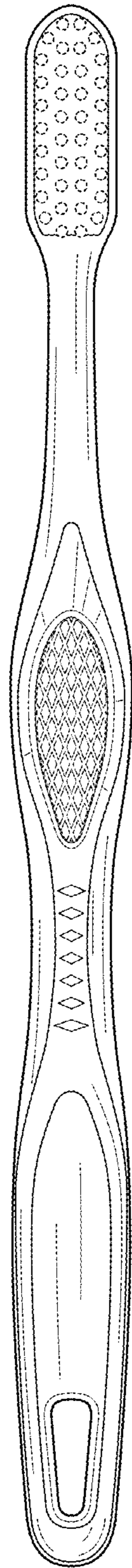


FIG. 3

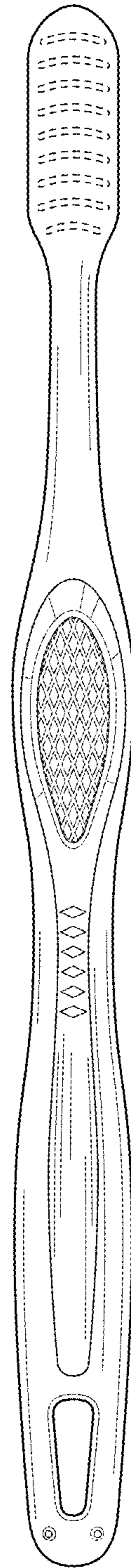


FIG. 4

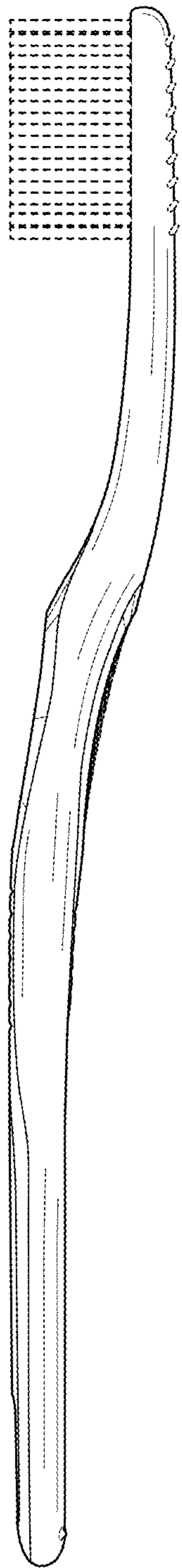


FIG. 5



FIG. 6

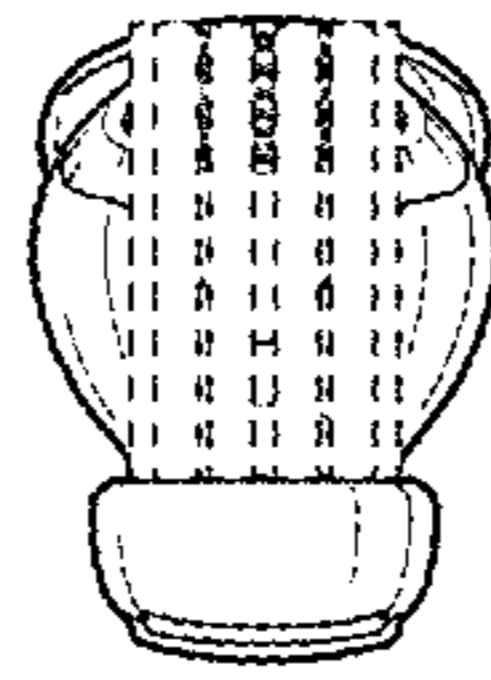


FIG. 7

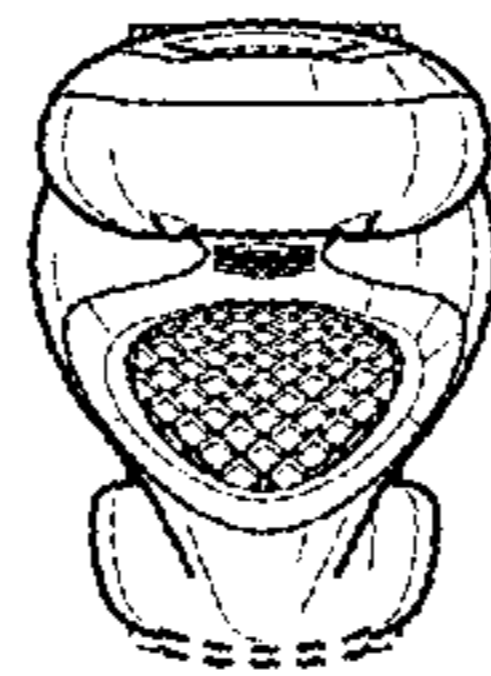


FIG. 8