



US00D789687S

(12) **United States Design Patent**  
**Sansone**

(10) **Patent No.:** **US D789,687 S**  
(45) **Date of Patent:** **\*\* Jun. 20, 2017**

(54) **KEYCHAIN CARD HOLDER** 7,841,535 B2 \* 11/2010 Walker ..... G06K 19/00  
235/375  
(71) Applicant: **Jon A. Sansone**, Nineveh, IN (US) 8,020,737 B2 9/2011 Sweeney  
D704,534 S \* 5/2014 Heirakuji ..... D8/356  
(72) Inventor: **Jon A. Sansone**, Nineveh, IN (US) 2008/0029563 A1 2/2008 Malone  
2013/0248568 A1 9/2013 Bogoslofski et al.

(\*\*) Term: **15 Years**

**FOREIGN PATENT DOCUMENTS**

(21) Appl. No.: **29/556,964** WO 0160660 8/2001

(22) Filed: **Mar. 4, 2016** \* cited by examiner

(51) **LOC (10) Cl.** ..... **03-01** *Primary Examiner* — Holly Baynham

(52) **U.S. Cl.** ..... **D3/249** (57) **CLAIM**

(58) **Field of Classification Search** The ornamental design for a keychain card holder, as shown and described.

USPC ..... D3/247, 249, 207-208; D8/356  
CPC ..... A45C 1/06; A45C 3/08  
See application file for complete search history.

**DESCRIPTION**

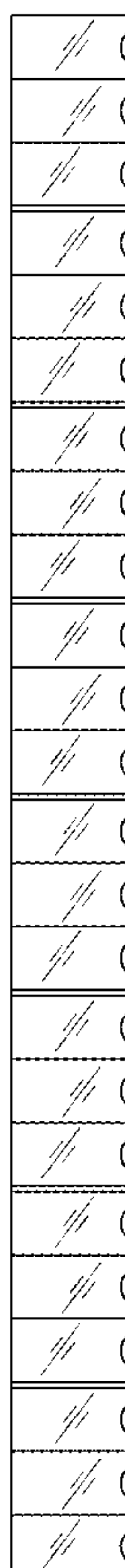
(56) **References Cited**

**U.S. PATENT DOCUMENTS**

4,896,519 A 1/1990 Pitts  
5,119,649 A 6/1992 Spence  
5,582,044 A 12/1996 Bolich  
5,769,291 A 6/1998 Chasen  
6,709,127 B2 \* 3/2004 Lu ..... A44B 15/005  
235/375  
6,715,653 B2 4/2004 DeCosta  
6,997,021 B2 2/2006 Boni

FIG. 1 is a front view of a keychain card holder showing my new design, a rear view being a mirror image thereof; FIG. 2 is a left side view of the keychain card holder; FIG. 3 is a right side view of the keychain card holder; FIG. 4 is a top view of the keychain card holder, a bottom view being identical; FIG. 5 is a detailed partial left side view of the keychain holder; and, FIG. 6 is a detailed partial right side view of the keychain holder.

**1 Claim, 2 Drawing Sheets**



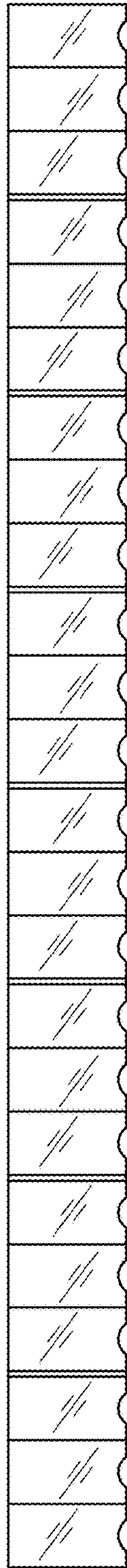


FIG. 1



FIG. 2



FIG. 3

—  
FIG. 4




FIG. 5

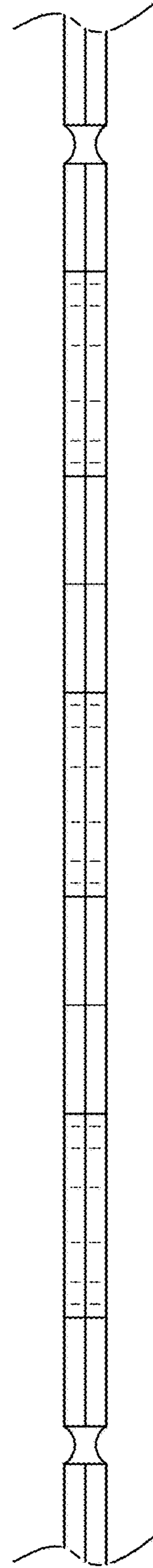


FIG. 6