



US00D789679S

(12) **United States Design Patent** (10) **Patent No.:** **US D789,679 S**
Matthews (45) **Date of Patent:** **** Jun. 20, 2017**

(54) **SHOE UPPER**
(71) Applicant: **NIKE, Inc.**, Beaverton, OR (US)
(72) Inventor: **Darryl Matthews**, Portland, OR (US)
(73) Assignee: **NIKE, Inc.**, Beaverton, OR (US)
(**) Term: **15 Years**
(21) Appl. No.: **29/586,085**
(22) Filed: **Nov. 30, 2016**
(51) **LOC (10) Cl.** **02-99**
(52) **U.S. Cl.**
USPC **D2/972**
(58) **Field of Classification Search**
USPC D2/902, 906-908, 944, 969, 971-974;
D5/47, 49, 54
CPC ... A43B 13/181; A43B 13/141; A43B 13/186;
A43B 13/188; A43B 23/00; A43B 23/02;
A43B 5/00; A43B 23/26; A43B 1/04;
A43B 11/14; A43B 7/00; A43B 3/12
See application file for complete search history.

(56) **References Cited**
U.S. PATENT DOCUMENTS
D247,267 S 2/1978 Dolinsky
D291,501 S * 8/1987 Tong D2/969
D296,262 S * 6/1988 Brown D2/973
D296,721 S * 7/1988 Brown D2/973
D297,591 S * 9/1988 Brown D2/973
D298,982 S * 12/1988 Lussier D2/973
D311,988 S 11/1990 Hase
D325,813 S 5/1992 Kittle
D339,446 S 9/1993 Teague
D339,673 S 9/1993 Crowley
D355,977 S 3/1995 Teague
D359,387 S * 6/1995 Van Noy D2/969
D361,426 S 8/1995 Baker
D380,081 S * 6/1997 Gerber D2/912
D385,395 S 10/1997 Morris

D398,765 S 9/1998 Lozano
D412,614 S * 8/1999 Lavertue D2/972
D479,392 S 9/2003 Hillyer
D499,873 S 12/2004 Panariello, Jr.
D503,849 S * 4/2005 Matis D2/969
D504,209 S * 4/2005 Matis D2/969
D504,213 S 4/2005 Matis
D510,476 S 10/2005 Schambra et al.
D551,438 S 9/2007 Laberge
D571,546 S * 6/2008 Lane, III D2/969
D572,455 S * 7/2008 Lubrano D2/969
D629,190 S 12/2010 Bosomworth
D629,599 S 12/2010 Bosomworth
D659,980 S 5/2012 Grenet et al.
D659,987 S 5/2012 Ho
(Continued)

OTHER PUBLICATIONS

Nike Footwear Catalog, 1995 Fall Footwear, p. 10, published Nov. 1994, NIKE, Inc., USA.
(Continued)

Primary Examiner — Dominic Simone
(74) *Attorney, Agent, or Firm* — Banner & Witcoff, Ltd.

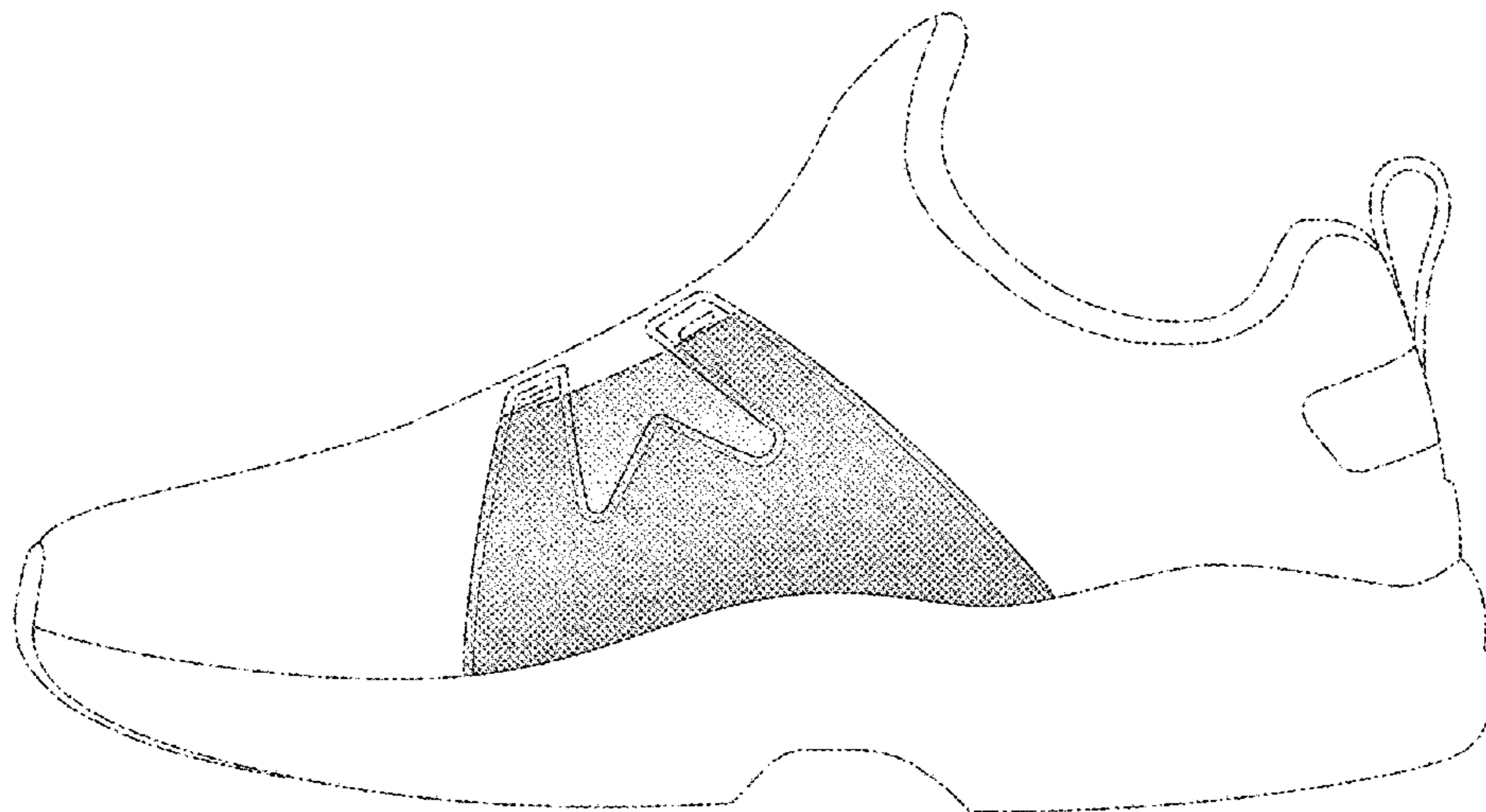
(57) **CLAIM**

The ornamental design for a shoe upper, as shown and described.

DESCRIPTION

FIG. 1 is a front perspective view of a shoe upper showing my new design;
FIG. 2 is a side view thereof; and,
FIG. 3 is a rear perspective view thereof.
The broken line immediately adjacent to the top of the shaded area represents an unclaimed boundary of the design. The broken lines showing the remainder of the shoe represent unclaimed subject matter and form no part of the claimed design.

1 Claim, 3 Drawing Sheets



(56)

References Cited

U.S. PATENT DOCUMENTS

D661,885 S	6/2012	Williams, Jr.	
D661,886 S	6/2012	Williams, Jr.	
D667,620 S	9/2012	Lonigan	
D679,082 S	4/2013	Bosomworth	
D680,315 S	4/2013	Amphyon	
D690,491 S	10/2013	Bosomworth	
D690,492 S	10/2013	Bosomworth	
D690,493 S	10/2013	Bosomworth	
D690,496 S	10/2013	Leleu	
D690,925 S	10/2013	Hardman	
D693,557 S	11/2013	Grenet	
D700,767 S	3/2014	Parrett	
D711,641 S	8/2014	Grenet et al.	
D711,643 S	8/2014	Bosomworth	
D717,534 S	11/2014	Amphyon	
D720,922 S	1/2015	Harlow et al.	
D721,884 S	2/2015	Harlow et al.	
D725,362 S	3/2015	Bosomworth	
D725,363 S	3/2015	Fuhrer et al.	
D725,364 S	3/2015	Fuhrer et al.	
D725,367 S	3/2015	Bosomworth	
D725,885 S	4/2015	Amphyon	
D725,887 S	4/2015	Bosomworth	
D725,888 S	4/2015	Bosomworth	
D737,041 S *	8/2015	Raasch	D2/972
D781,561 S *	3/2017	Gibson	D2/972
D781,563 S *	3/2017	Chang	D2/972
D783,264 S *	4/2017	Hoellmueller	D2/973
D783,994 S *	4/2017	Chang	D2/972

OTHER PUBLICATIONS

Nike Footwear Catalog, 1996 Spring Footwear, p. 89, published Jun. 1995, NIKE, Inc., USA.

* cited by examiner

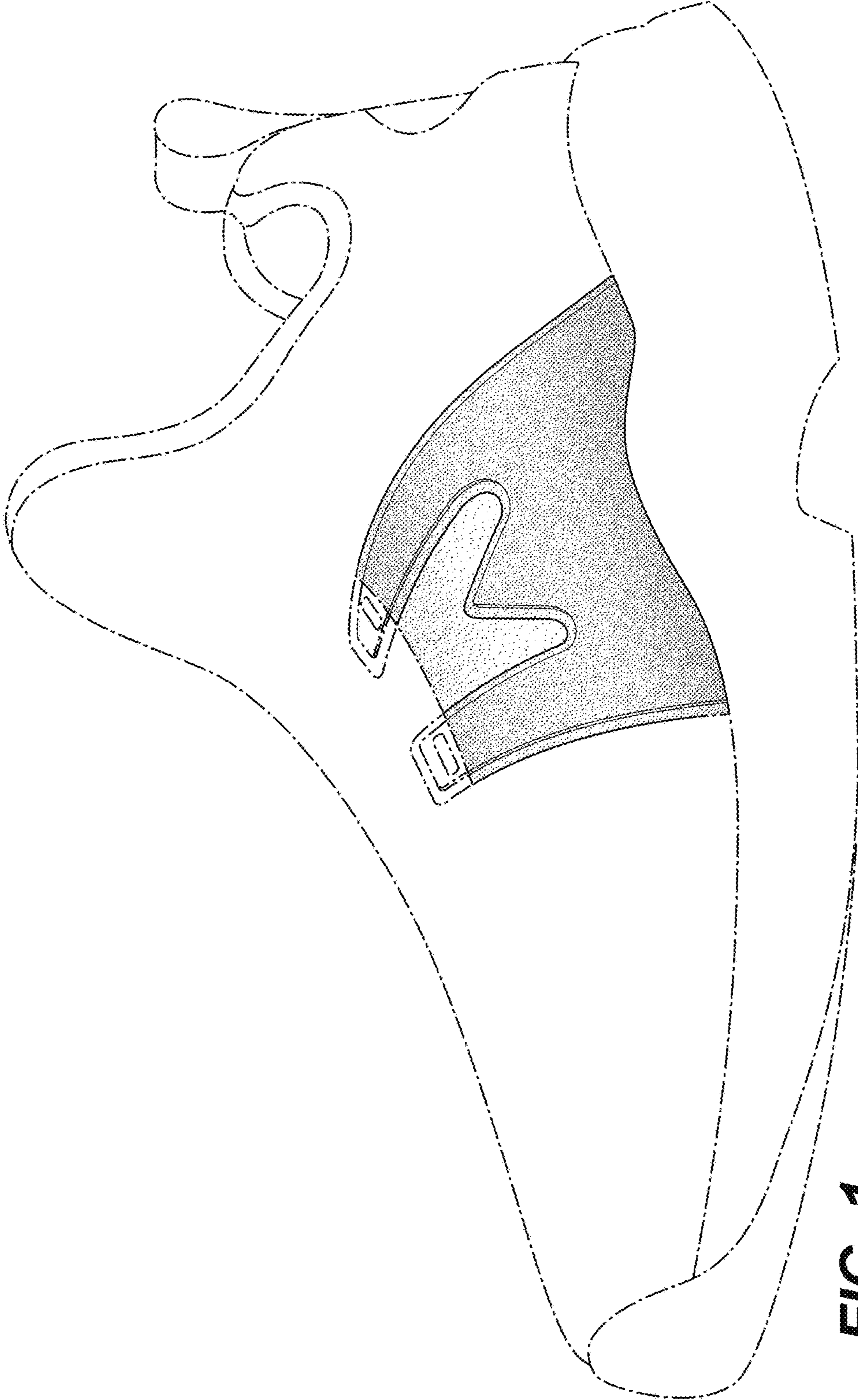


FIG. 1

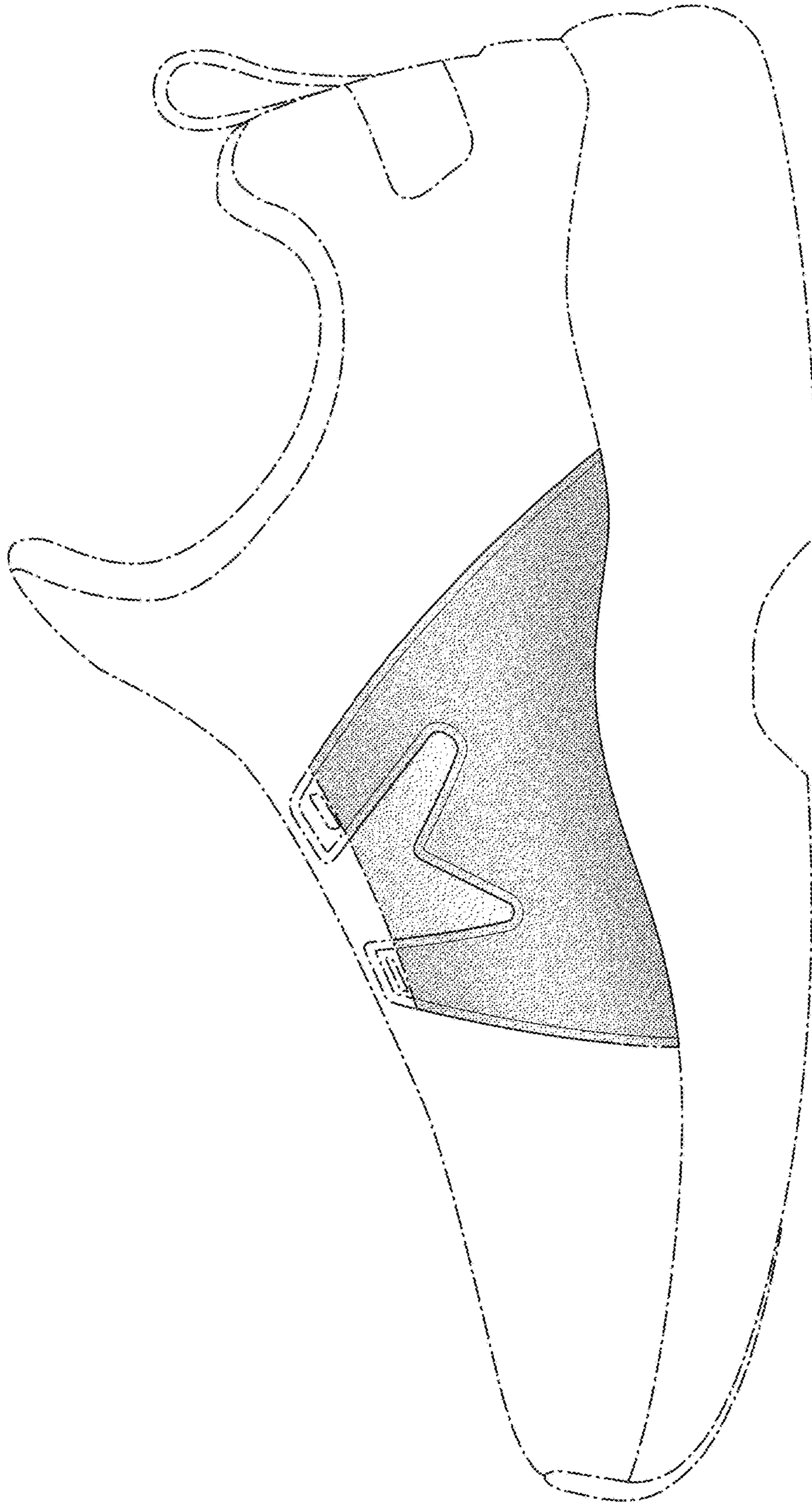


FIG. 2

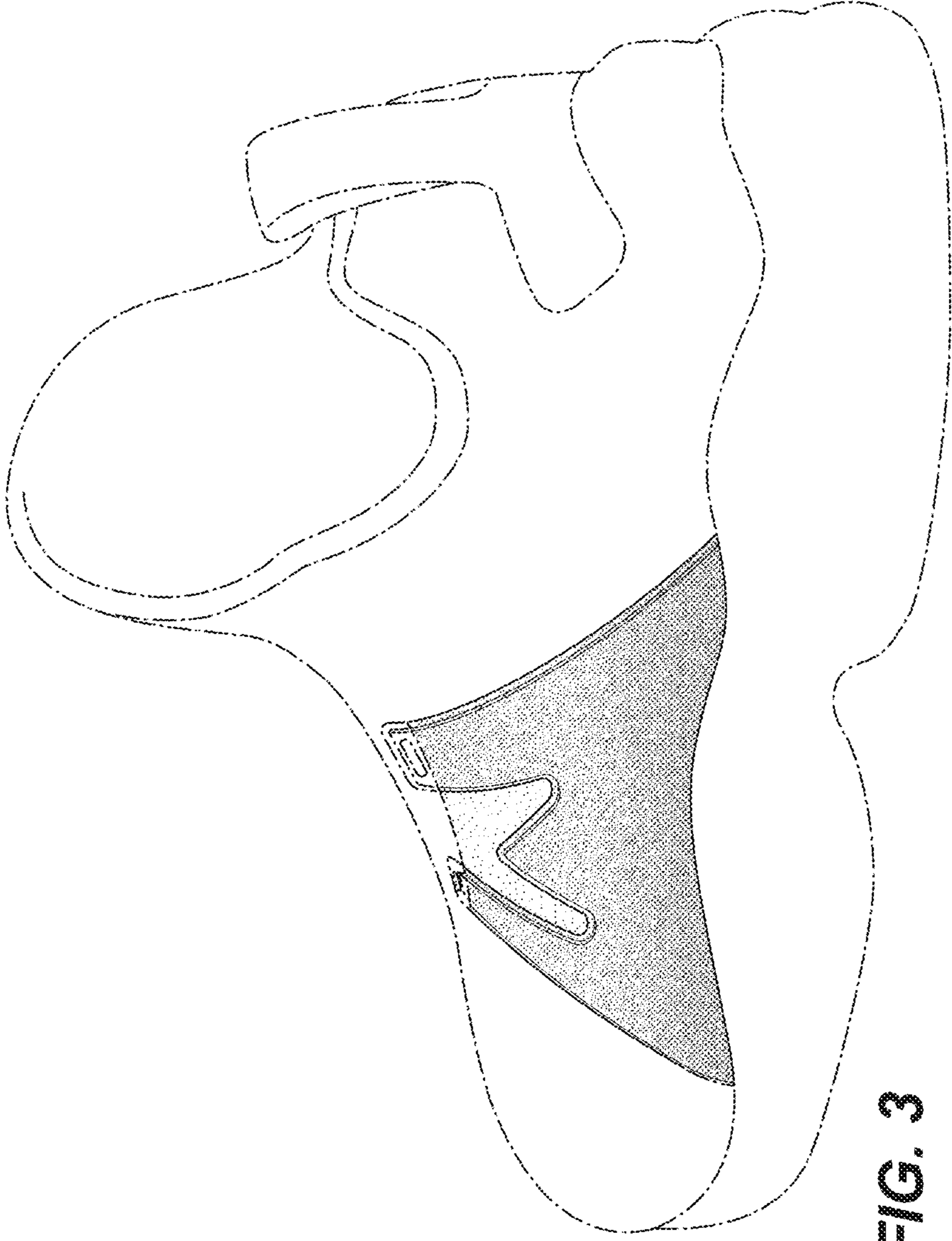


FIG. 3