



US00D789674S

(12) **United States Design Patent**
Williams, Jr.

(10) **Patent No.:** **US D789,674 S**
(45) **Date of Patent:** **** Jun. 20, 2017**

- (54) **SHOE UPPER**
- (71) Applicant: **NIKE, Inc.**, Beaverton, OR (US)
- (72) Inventor: **Robert C. Williams, Jr.**, Tigard, OR (US)
- (73) Assignee: **NIKE, Inc.**, Beaverton, OR (US)
- (**) Term: **15 Years**
- (21) Appl. No.: **29/551,526**
- (22) Filed: **Jan. 14, 2016**
- (51) **LOC (10) Cl.** **02-04**
- (52) **U.S. Cl.**
USPC **D2/972**
- (58) **Field of Classification Search**
USPC D2/900, 902, 907, 909-912, 915, D2/923-927, 929-930, 939, 942-946, D2/964-965, 969, 971-975, 977-978; D5/5, 13-14, 26, 28, 53, 57, 65
CPC A43B 1/04; A43B 3/0078; A43B 3/06; A43B 3/10; A43B 3/12; A43B 3/126; A43B 3/24; A43B 5/00; A43B 5/04; A43B 5/06; A43B 5/10; A43B 9/00; A43B 11/00; A43B 23/00; A43B 23/0205; A43B 23/0245; A43B 23/025; A43B 23/04; A43B 23/24; A43B 23/25; A43B 23/26
See application file for complete search history.

- (56) **References Cited**
U.S. PATENT DOCUMENTS
D291,143 S * 8/1987 Selbiger D2/969
D395,348 S * 6/1998 Smith, III D2/972
D397,861 S * 9/1998 Teague D2/972
D411,761 S * 7/1999 Lotti D2/972
D420,499 S 2/2000 Dolinsky
D467,412 S * 12/2002 Morris D2/972
D474,009 S * 5/2003 Lotti D2/972

- D491,346 S * 6/2004 Roulo D2/972
- D491,718 S 6/2004 Link
- D517,297 S * 3/2006 Jones D2/969
- D519,263 S * 4/2006 Lin D2/907
- D522,222 S * 6/2006 Burg D2/969
- D523,624 S * 6/2006 Kuerbis D2/972
- D527,885 S * 9/2006 Young D2/972
- D528,283 S * 9/2006 Holmes D2/972
- D528,770 S * 9/2006 Chang D2/972
- D532,592 S * 11/2006 Chang D2/972
- D544,692 S * 6/2007 Kuerbis D2/972
- D546,045 S * 7/2007 Matis D2/969
- D551,842 S * 10/2007 Kuerbis D2/972
- D564,746 S * 3/2008 Schoenborn D2/969
- D595,945 S 7/2009 Mochen
- D623,391 S * 9/2010 Leleu D2/972
- D641,968 S * 7/2011 Miner D2/972
- D642,369 S 8/2011 Miner
- D642,787 S * 8/2011 Lee D2/972
- D643,608 S * 8/2011 Teteriatnikov D2/969

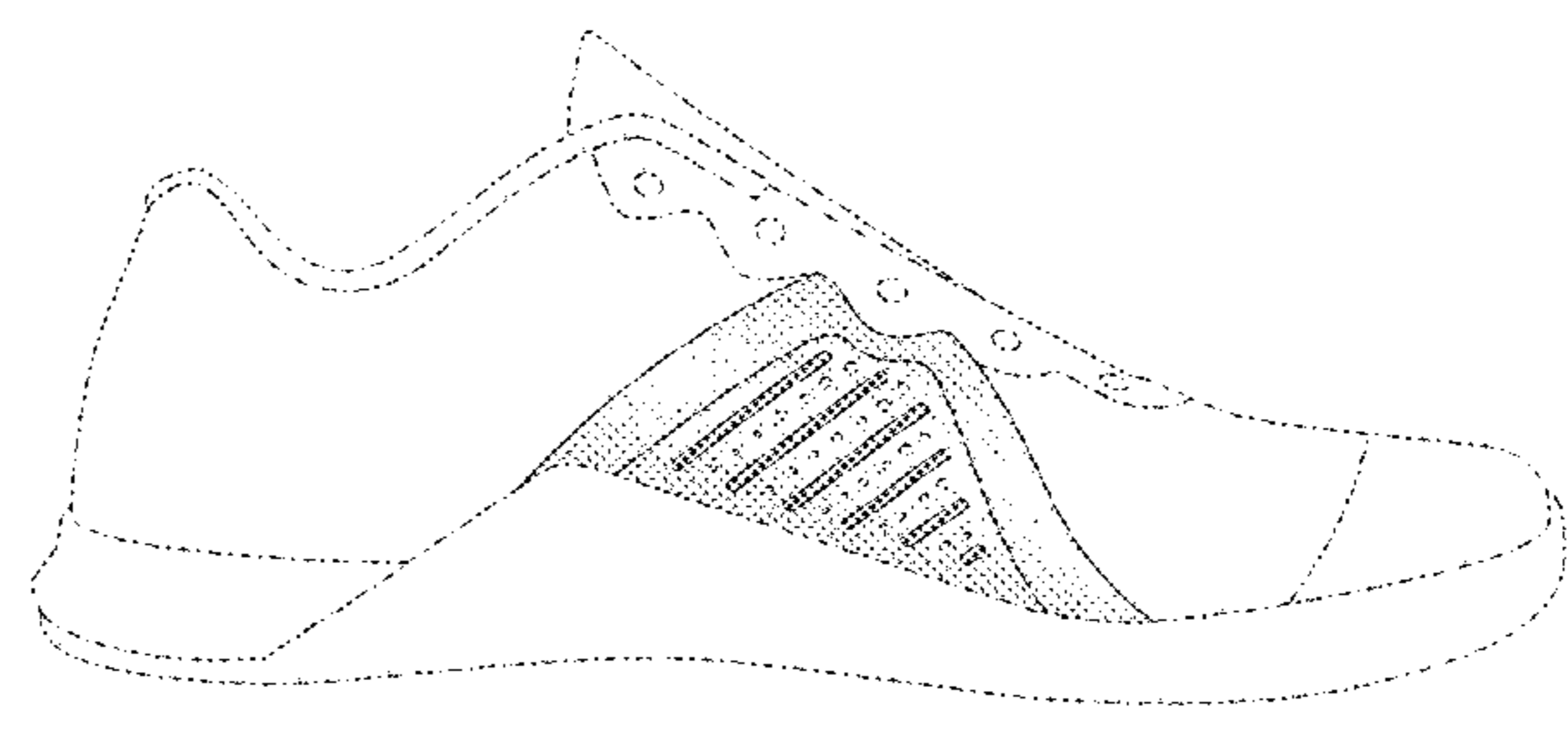
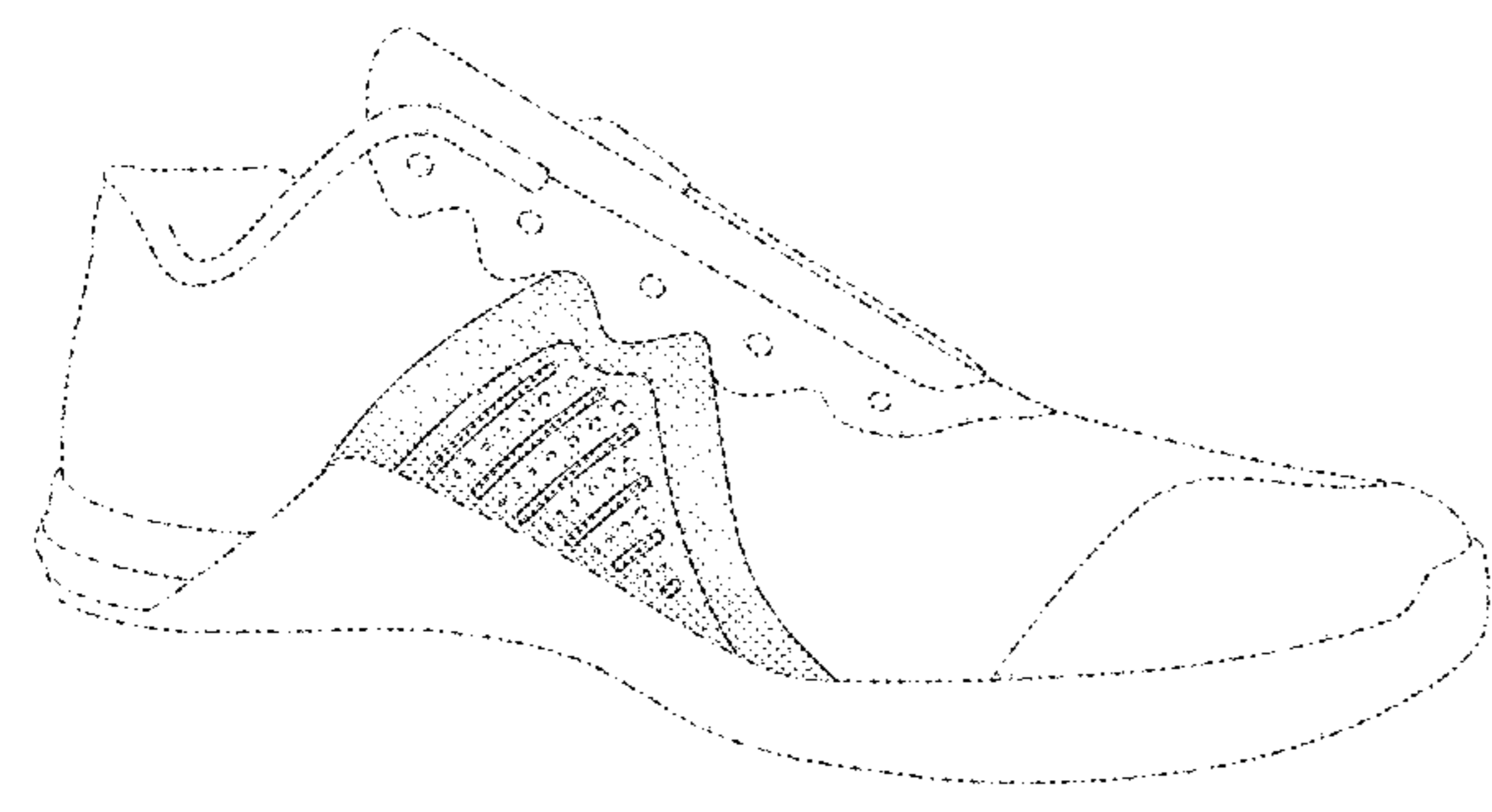
(Continued)

Primary Examiner — Karen Kearney
Assistant Examiner — Katherine Glennon
(74) *Attorney, Agent, or Firm* — Banner & Witcoff, Ltd.

(57) **CLAIM**
The ornamental design for a shoe upper, as shown and described.

DESCRIPTION
FIG. 1 is a front perspective view of a shoe upper showing my new design;
FIG. 2 is a side view thereof; and,
FIG. 3 is a rear perspective view thereof.
The broken lines immediately adjacent to the shaded area define the bounds of the claimed design and form no part thereof. The broken lines showing 26 unshaded circular regions within the shaded area form no part of the claimed design. The broken line showing of the remainder of the shoe are for environmental purposes only and form no part of the claimed design.

1 Claim, 3 Drawing Sheets



(56)

References Cited

U.S. PATENT DOCUMENTS

D661,887 S *	6/2012	Petrie	D2/972
D663,932 S *	7/2012	Bacon	D2/906
D667,625 S	9/2012	Shaffer	
D667,626 S	9/2012	Shaffer	
D667,627 S	9/2012	Shaffer	
D668,031 S	10/2012	Shaffer	
D668,032 S	10/2012	Shaffer	
D677,874 S *	3/2013	Hardman	D2/972
D682,535 S	5/2013	Dekovic	
D683,113 S	5/2013	Napurano	
D690,499 S *	10/2013	Young	D2/972
D693,106 S	11/2013	James	
D696,850 S	1/2014	Miner	
D696,854 S	1/2014	Miner	
D699,429 S *	2/2014	Miner	D2/972
D700,424 S	3/2014	Miner	
D700,426 S	3/2014	Ho et al.	
D716,037 S *	10/2014	Young	D2/972
2009/0151194 A1 *	6/2009	Cheskin	A43B 7/141 36/28

* cited by examiner

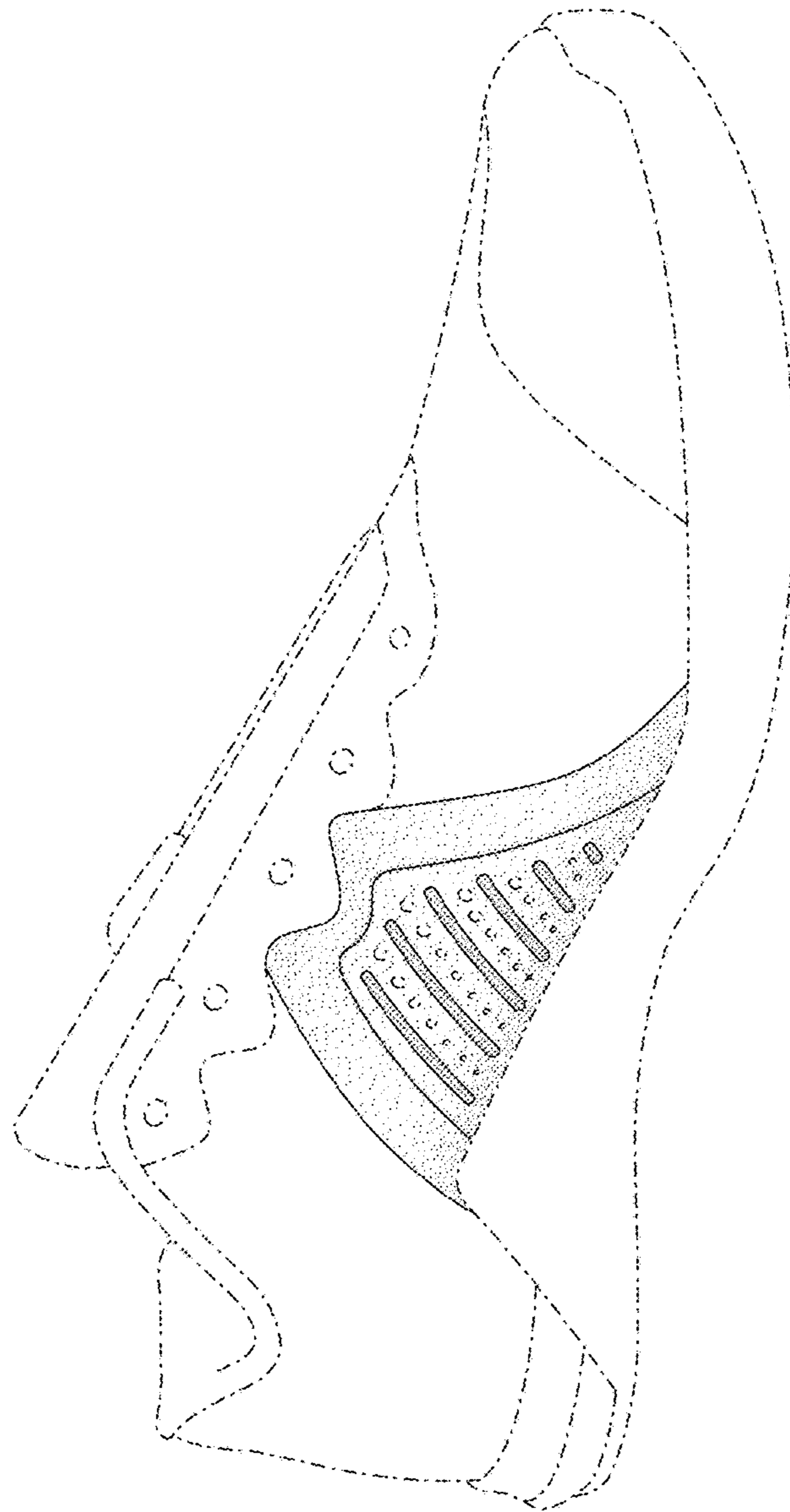


FIG. 1

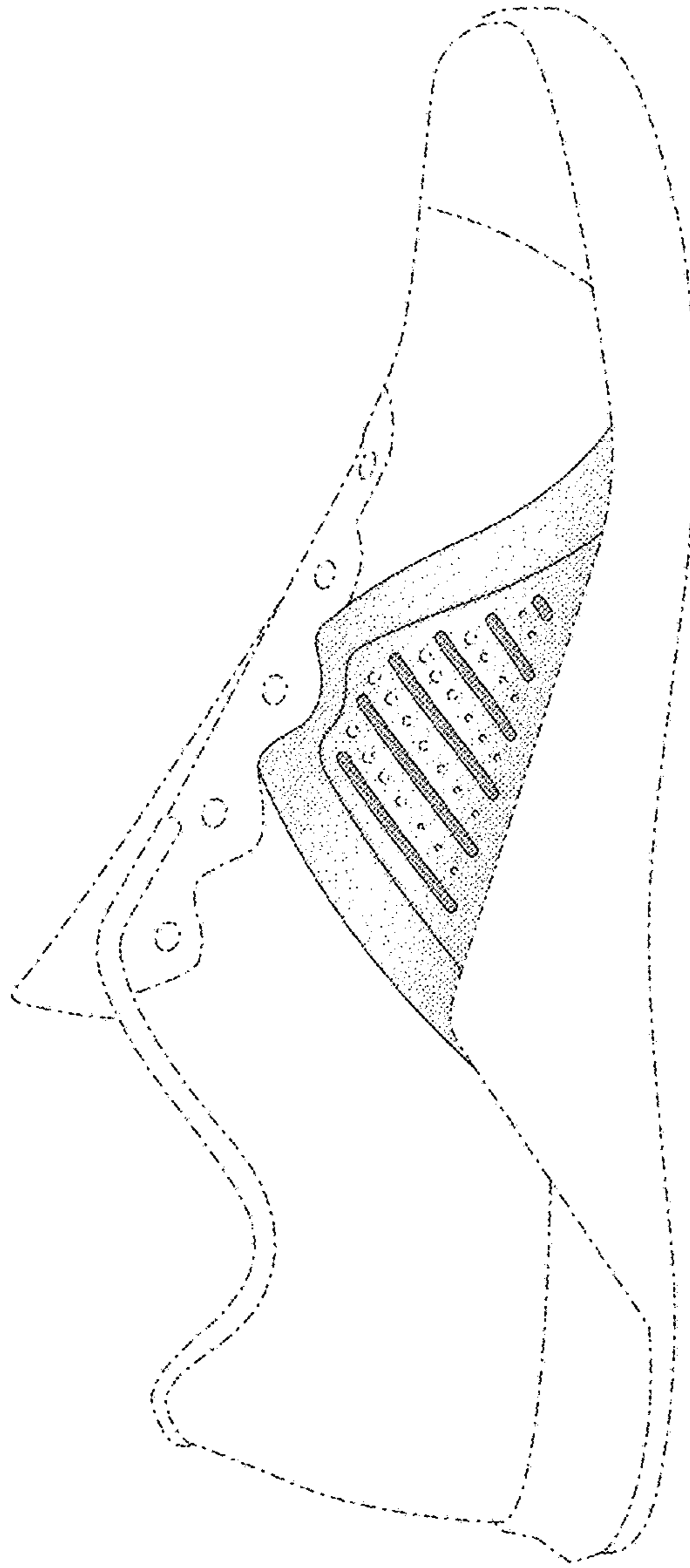


FIG. 2

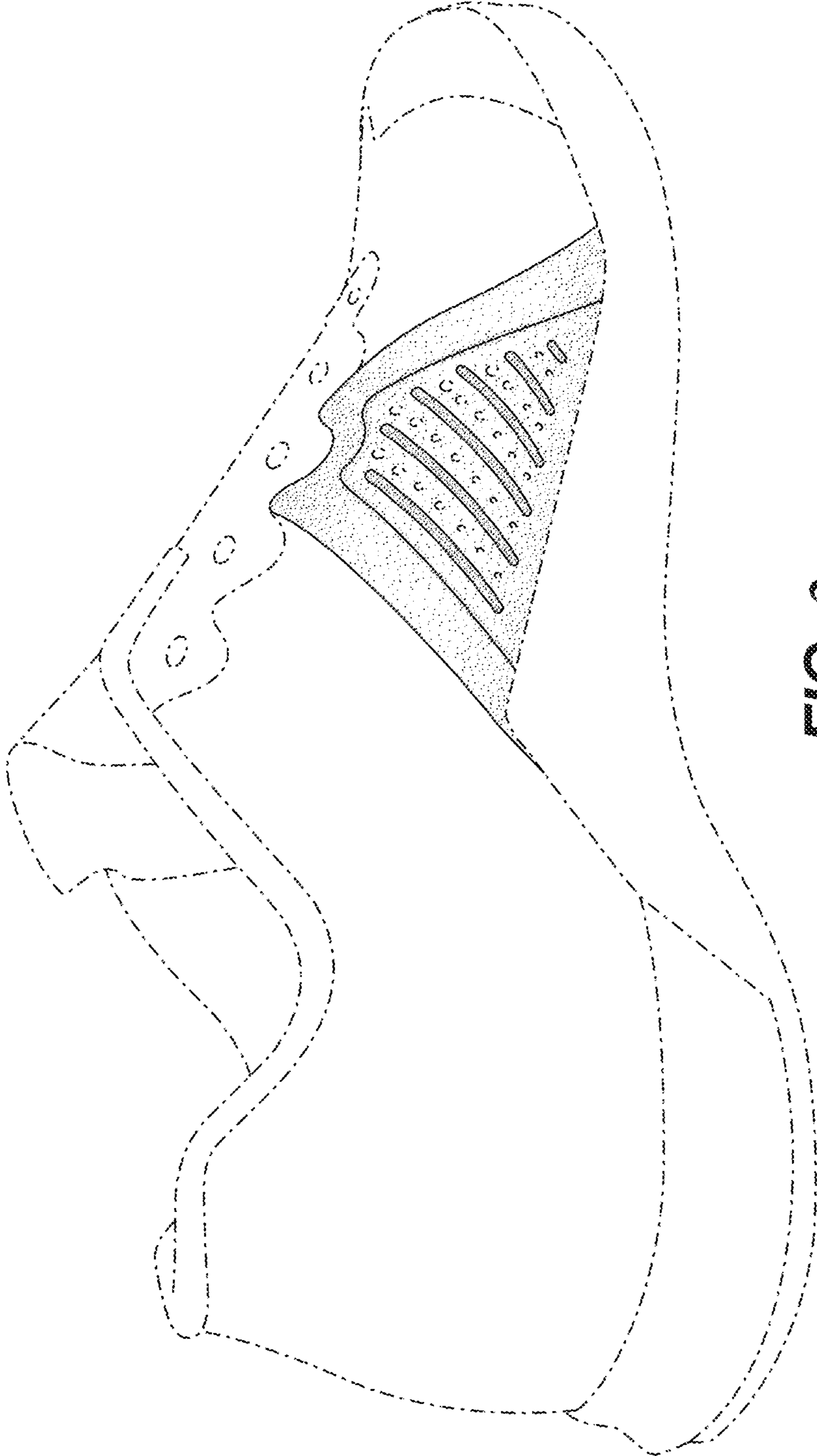


FIG. 3