



US00D789669S

(12) **United States Design Patent**  
**Kawakami**

(10) **Patent No.:** **US D789,669 S**

(45) **Date of Patent:** **\*\* Jun. 20, 2017**

(54) **OUTSOLE OF FOOTWEAR**

(71) Applicant: **Akiko Kawakami**, Tokyo (JP)

(72) Inventor: **Akiko Kawakami**, Tokyo (JP)

(73) Assignee: **Wedge.cool, Ltd.**, Chuo-ku, Tokyo (JP)

(\*\*) Term: **15 Years**

(21) Appl. No.: **29/566,398**

(22) Filed: **May 30, 2016**

**Related U.S. Application Data**

(63) Continuation-in-part of international design application DM/088601, filed on May 25, 2015 (U.S. (Continued))

(30) **Foreign Application Priority Data**

Nov. 27, 2014 (JP) ..... 2014-239401

(51) **LOC (10) Cl.** ..... **02-04**

(52) **U.S. Cl.**  
USPC ..... **D2/961**

(58) **Field of Classification Search**

USPC ..... D2/896, 946, 947, 949, 950, 961, 968, D2/951, 953, 954, 955, 956, 960; 36/83, 36/88, 89, 91, 92, 93, 25 R, 28, 29, 30 R, 36/30 A, 32 R, 35 R, 34 A, 43, 44, 145, 36/153, 154, 155

CPC ..... A43B 7/14; A43B 7/1405; A43B 7/141; A43B 7/1415; A43B 7/142; A43B 7/1425; A43B 7/143; A43B 7/1435; A43B 7/144; A43B 7/145; A43B 7/1455; A43B 7/146; A43B 7/1465; A43B 7/1475; A43B 7/148; A43B 7/1485; A43B 7/149; A43B 7/28; A43B 7/30; A43B 7/32; A43B 13/00; A43B 13/02; A43B 13/04; A43B 13/14; A43B

(Continued)

(56) **References Cited**

U.S. PATENT DOCUMENTS

1,741,419 A \* 12/1929 Jones ..... A43B 7/14  
36/145  
3,143,812 A \* 8/1964 Bittner ..... A43B 13/38  
36/155

(Continued)

*Primary Examiner* — Elizabeth J Oswecki

(74) *Attorney, Agent, or Firm* — Yokoi & Co., U.S.A.;  
Toshiyuki Yokoi

(57) **CLAIM**

The ornamental design for an outsole of footwear, as shown and described.

**DESCRIPTION**

The present application is a Continuation In Part application of a prior U.S. patent application Ser. No. 35/500,400, filed May 25, 2015, the entire disclosures of all applications are expressly incorporated by reference in their entirety herein. FIG. 1 is a front view of an outsole of footwear showing my new design;

FIG. 2 is a rear view thereof;

FIG. 3 is a right side view thereof;

FIG. 4 is a left side view thereof;

FIG. 5 is a top view thereof;

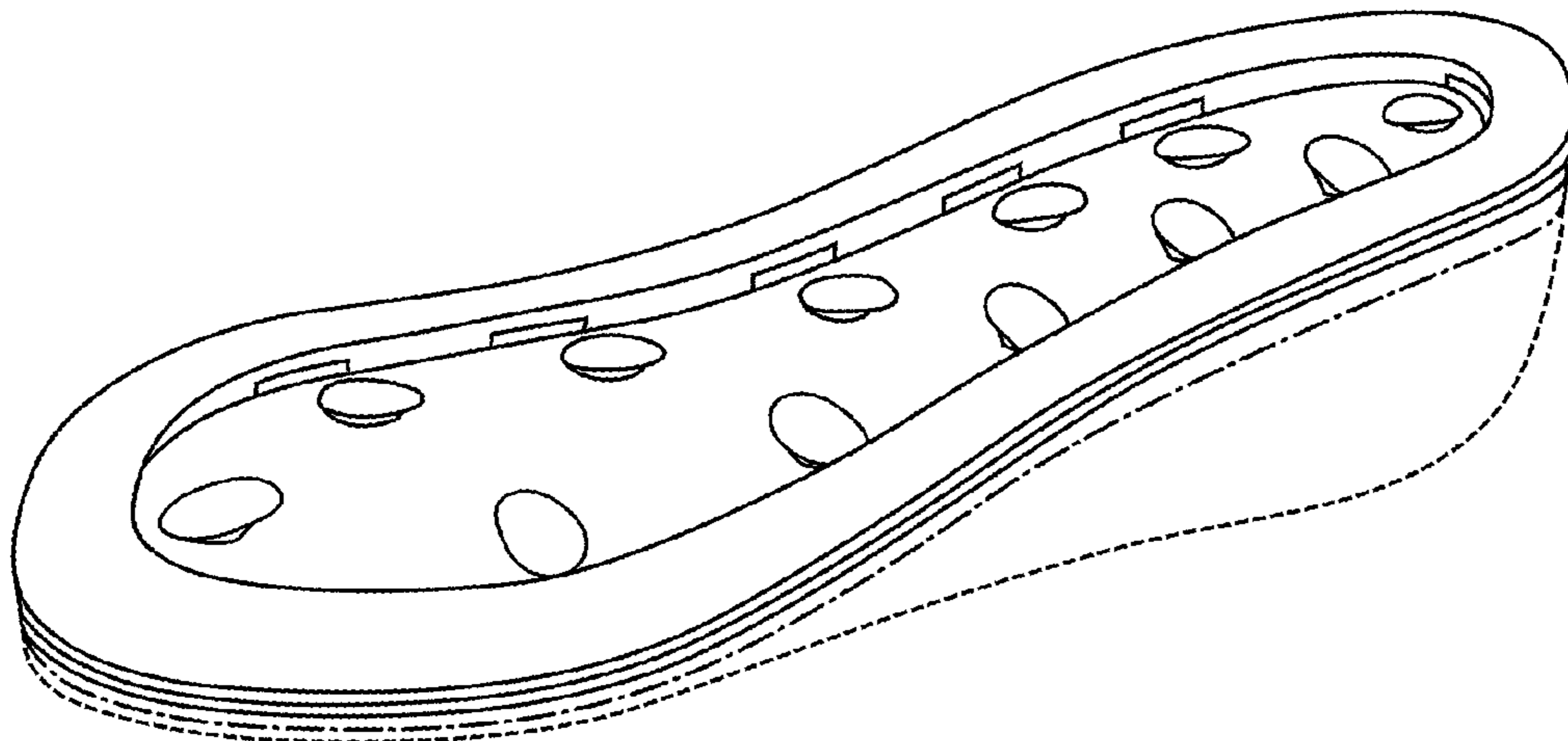
FIG. 6 is a bottom view thereof; and,

FIG. 7 is a top, front, and right side perspective view thereof.

The portions of the design shown in broken lines in FIGS. 1-7 are for the purpose of illustrating the environment only and form no part of the claimed design.

The portions of the design shown in dashed-dotted lines in FIGS. 1-4 and 6-7 are for the purpose of illustrating a boundary between the claimed design and environmental features.

**1 Claim, 2 Drawing Sheets**



**Related U.S. Application Data**

filing date under 35 U.S.C. 384), and having an international filing date of May 25, 2015.

(58) **Field of Classification Search**

CPC ..... 13/141; A43B 13/40; A43B 13/38; A43B 9/00; A43B 9/125; A43B 17/00; A43B 17/003; A43B 17/006; A43B 17/026; A43B 17/03; A43B 17/02; A43B 17/14

See application file for complete search history.

(56) **References Cited**

U.S. PATENT DOCUMENTS

D350,848	S *	9/1994	Tzenos	.....	D2/961
D364,034	S *	11/1995	Lee	.....	D2/961
5,551,173	A *	9/1996	Chambers	.....	A43B 7/146 36/141
D576,396	S *	9/2008	Wolff	.....	D2/946
D595,942	S *	7/2009	White	.....	D2/961
8,241,450	B2 *	8/2012	Hensley	.....	A43B 13/20 156/145
D707,024	S *	6/2014	Purcell	.....	D2/961
D707,025	S *	6/2014	Purcell	.....	D2/961
D721,478	S *	1/2015	Avent	.....	D2/961
D721,881	S *	2/2015	Avent	.....	D2/961
2006/0283043	A1 *	12/2006	Lamstein	.....	A43B 7/087 36/3 B
2012/0192452	A1 *	8/2012	Lewis	.....	A43B 17/006 36/44
2013/0104419	A1 *	5/2013	Horesh	.....	A43B 7/1425 36/43

\* cited by examiner

Fig.1

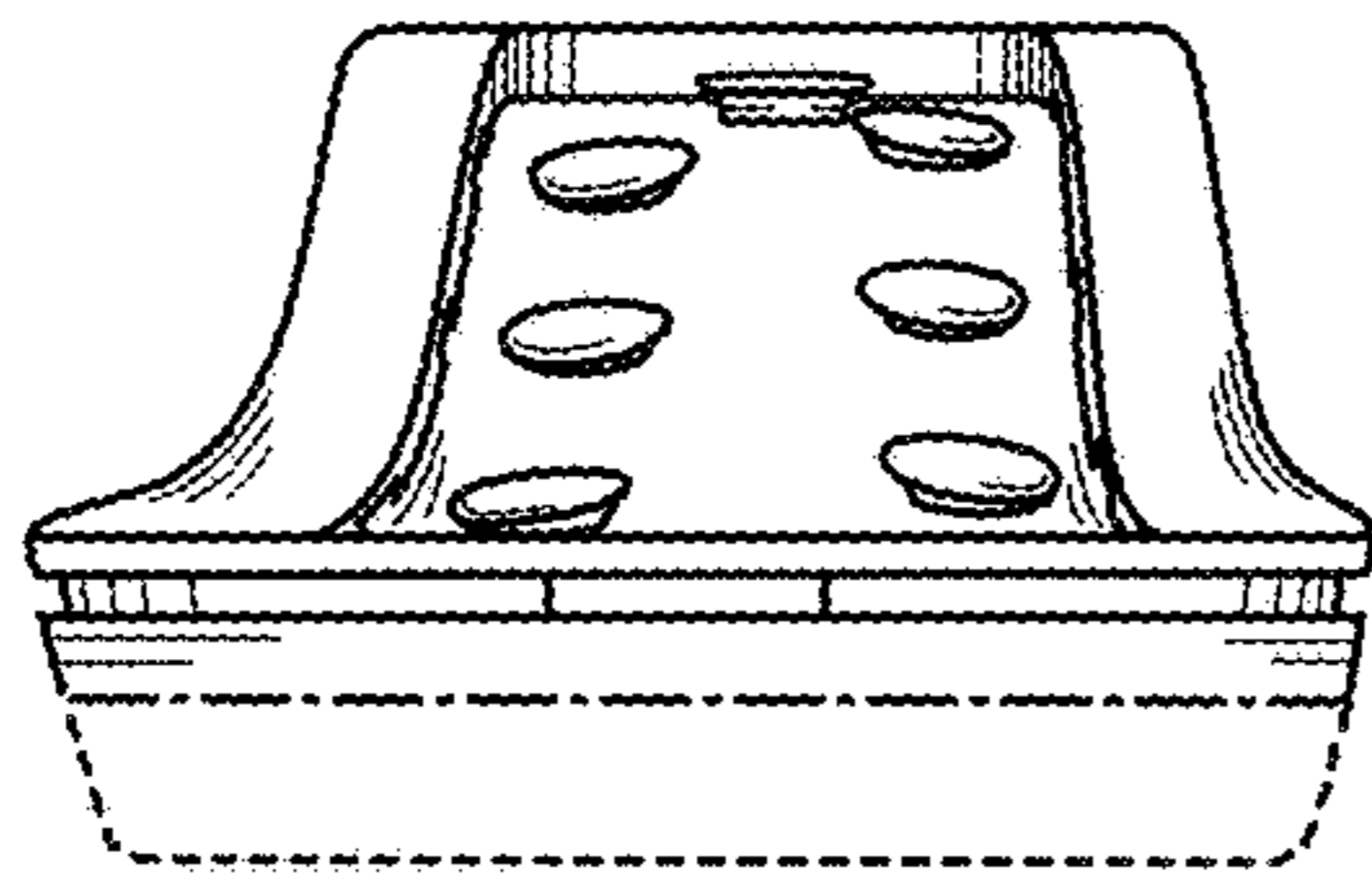


Fig.2

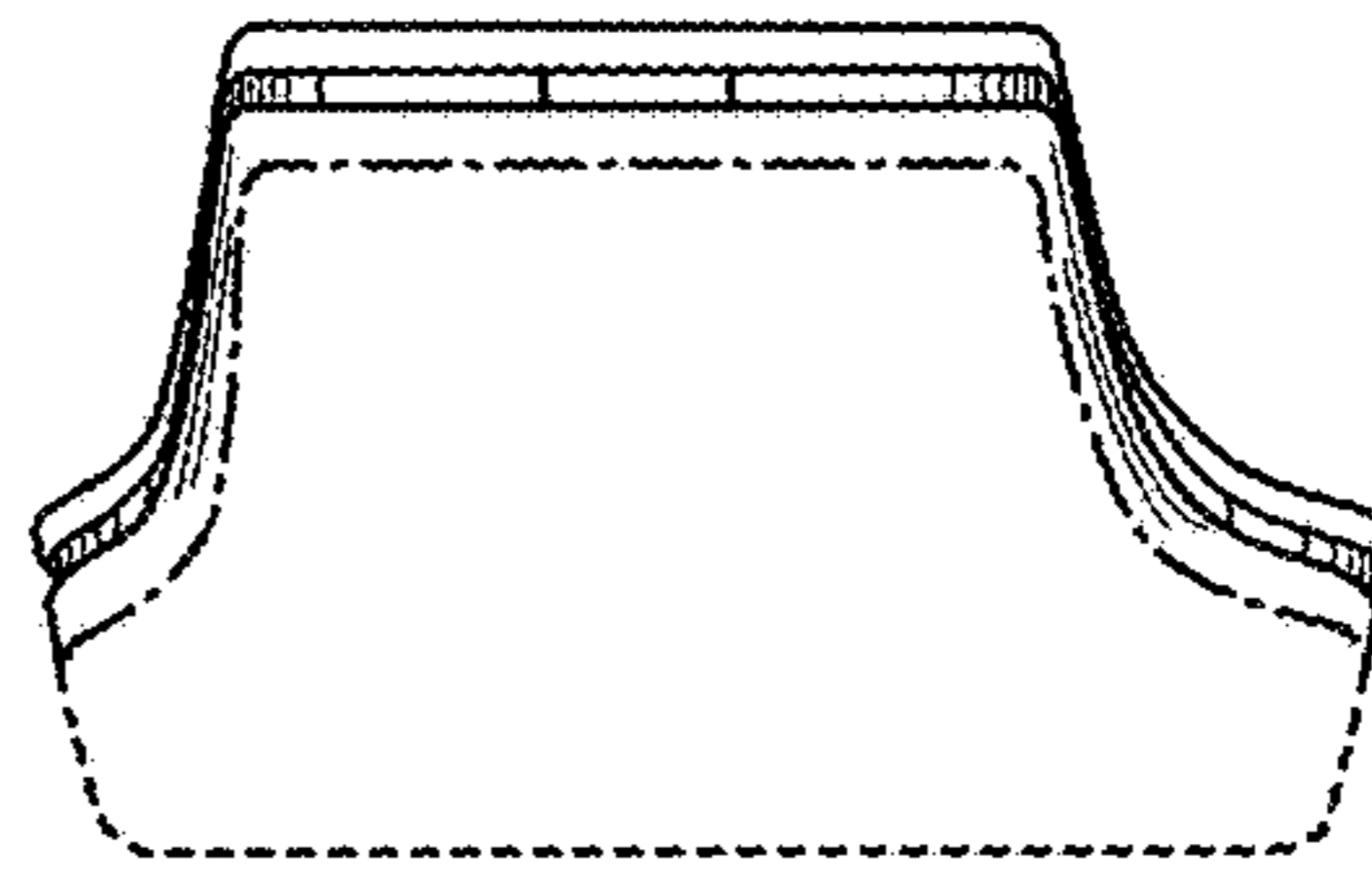


Fig.3




Fig.4

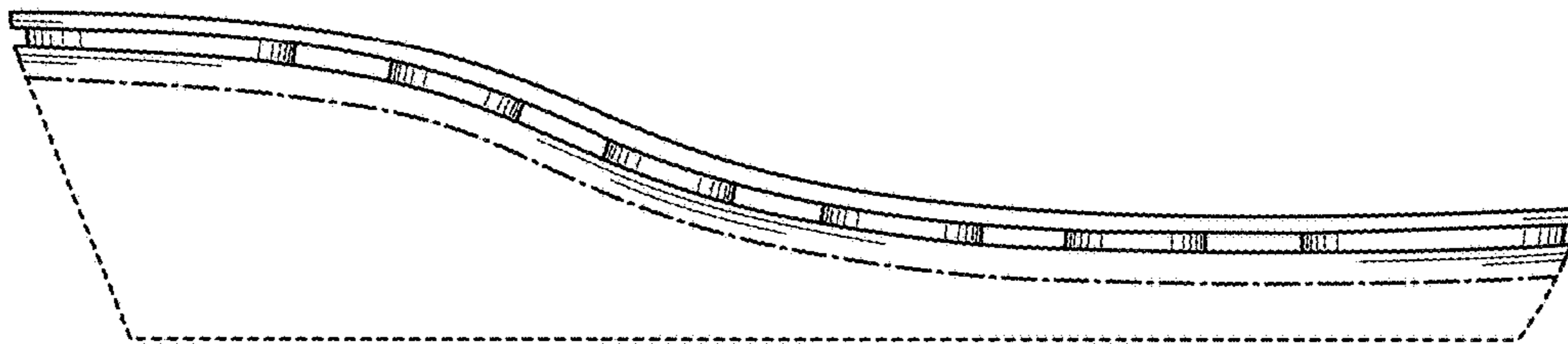


Fig.5

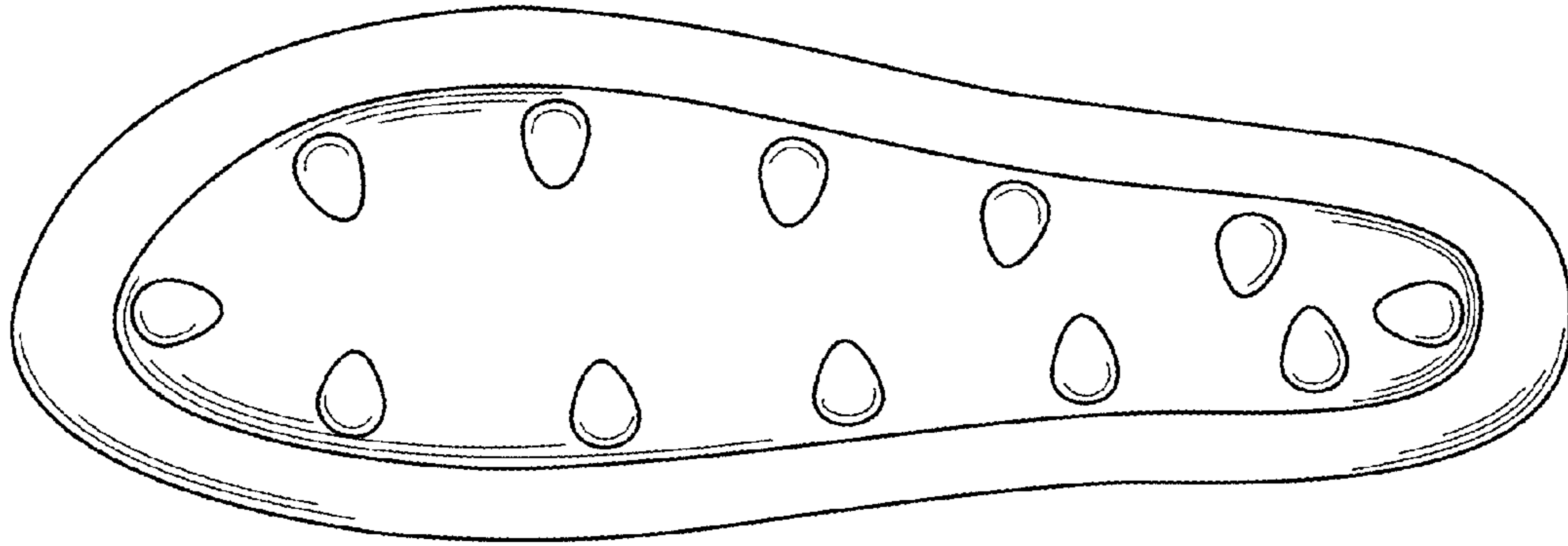


Fig.6

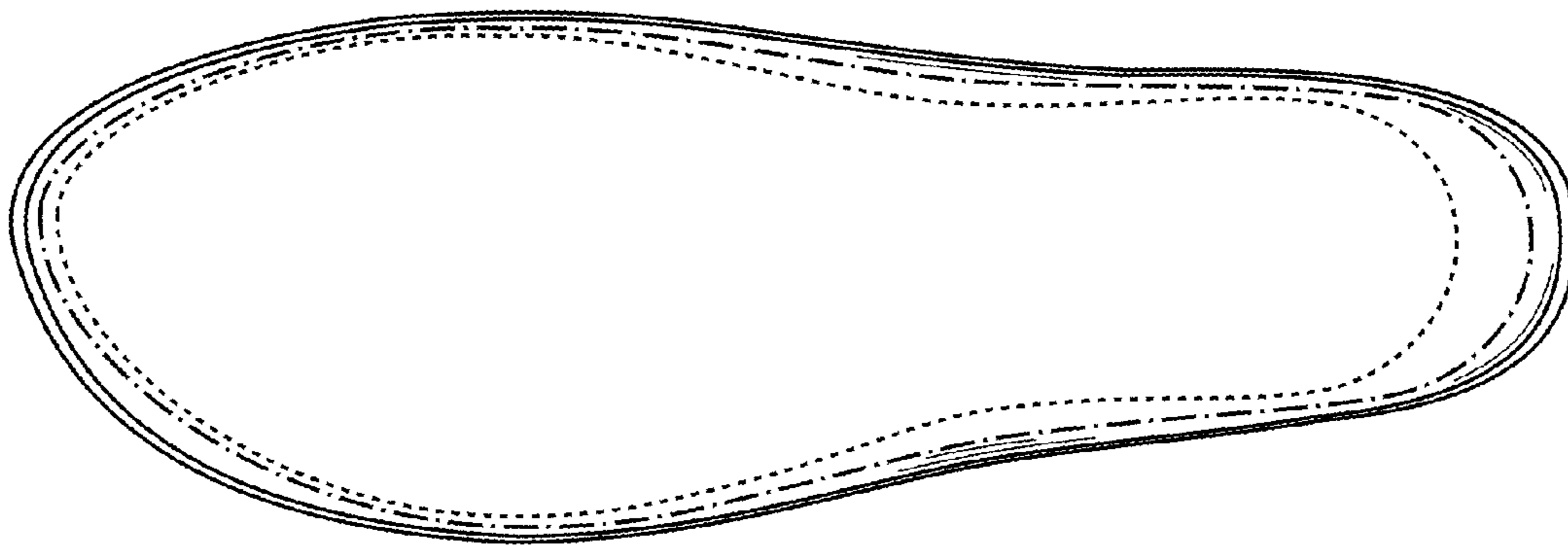


Fig.7

