

US00D789649S

(12) **United States Design Patent** (10) **Patent No.:** **US D789,649 S**
Spears et al. (45) **Date of Patent:** **** Jun. 13, 2017**

(54) **INDOOR PARCEL LOCKER**
(71) Applicant: **United States Postal Service,**
Washintgon, DC (US)
(72) Inventors: **Michael LeRoy Spears,** Chantilly, VA
(US); **Joel L. Dewnandan,** Bladenburg,
MD (US); **Donald Eugene Irwin,**
Fredericksburg, VA (US); **Joram**
Shenhar, Fairfax, VA (US); **William**
Albert Tartal, Baltimore, MD (US)

D549,424 S * 8/2007 Mikolajczyk D99/29
D559,010 S * 1/2008 Mehmen D6/671.1
D586,525 S * 2/2009 Pendleton D99/28
D670,111 S * 11/2012 McNamara D6/705
D684,403 S * 6/2013 Gasser D6/705
D722,740 S * 2/2015 Budde D99/28
D724,811 S * 3/2015 Reitinger D99/28
9,052,992 B2 * 6/2015 Irwin B65G 1/0485
D745,795 S * 12/2015 Luo D6/703
D754,460 S * 4/2016 Sheppard D6/703
D758,114 S * 6/2016 Bey D6/703
D775,622 S * 1/2017 Fu D14/307
2005/0083176 A1 * 4/2005 Yamada G01C 21/26
340/5.73
2012/0326840 A1 * 12/2012 Frankenberg G07F 17/12
340/5.65

(73) Assignee: **UNITED STATES POSTAL**
SERVICE, Washington, DC (US)

(**) Term: **15 Years**

(21) Appl. No.: **29/539,922**

(22) Filed: **Sep. 18, 2015**

(51) **LOC (10) Cl.** **99-00**

(52) **U.S. Cl.**
USPC **D99/28**

(58) **Field of Classification Search**
USPC D99/28-33, 43, 99; D6/665, 703
CPC B60R 25/00
See application file for complete search history.

(56) **References Cited**

U.S. PATENT DOCUMENTS

D216,717 S * 3/1970 Van Ryn D6/671
4,121,758 A * 10/1978 Bonner A47G 29/1201
232/17
D315,996 S * 4/1991 Barth D99/28
D326,757 S * 6/1992 Ullman D99/29
D359,402 S * 6/1995 Tisbo D6/663
D434,924 S * 12/2000 Jermain D6/671
D484,670 S * 12/2003 Robinson D99/35
D522,270 S * 6/2006 Roeseler D6/671.1
D537,651 S * 3/2007 Seo D6/671.1

OTHER PUBLICATIONS

TZ Pad Locker Brochure, website 2017, <http://content.yudu.com/Library/A1y6gk/TZPadLockerBrochure/resources/1.htm>, site visited Jan. 24, 2017.*

(Continued)

Primary Examiner — John Windmuller

Assistant Examiner — John R Yeh

(74) *Attorney, Agent, or Firm* — MH2 Technology Law Group, LLP

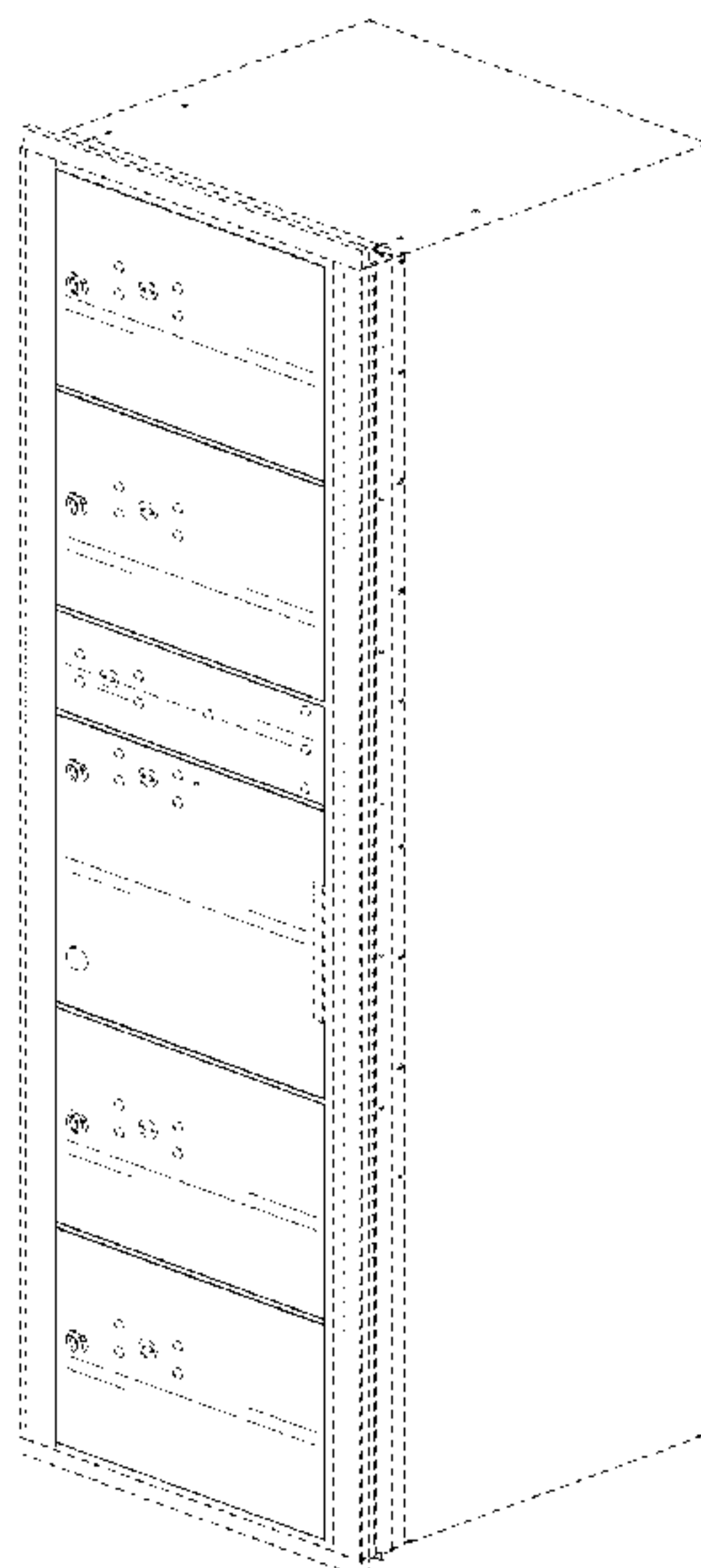
(57) **CLAIM**

We claim the ornamental design for an indoor parcel locker, as shown and described.

DESCRIPTION

FIG. 1 is a front, perspective view of an indoor parcel locker, according to our new design; and, FIG. 2 is a front elevation view thereof. The broken lines in the drawings depict portions of the indoor parcel locker that form no part of the claimed design.

1 Claim, 2 Drawing Sheets



(56)

References Cited

OTHER PUBLICATIONS

Intelligent Locker Delivery Service Lockers, website 2017, [site visited Jan. 24, 2017 7:13:11 PM], http://www.winnsen.com/china-intelligent_locker_delivery_service_lockers_network_remote_control_post_parcel_locker-7069806.html.*

Rack Ladder Parcel Lockers—USPS Access | Mailboxes.com, wayback date Jul. 24, 2011, [site visited Jan. 24, 2017 8:28:52 PM], <http://web.archive.org/web/20110724024918/http://www.mailboxes.com/departments/commercial-usps-mailboxes/additional-products/parcel-lockers/rack-ladder/>.*

* cited by examiner

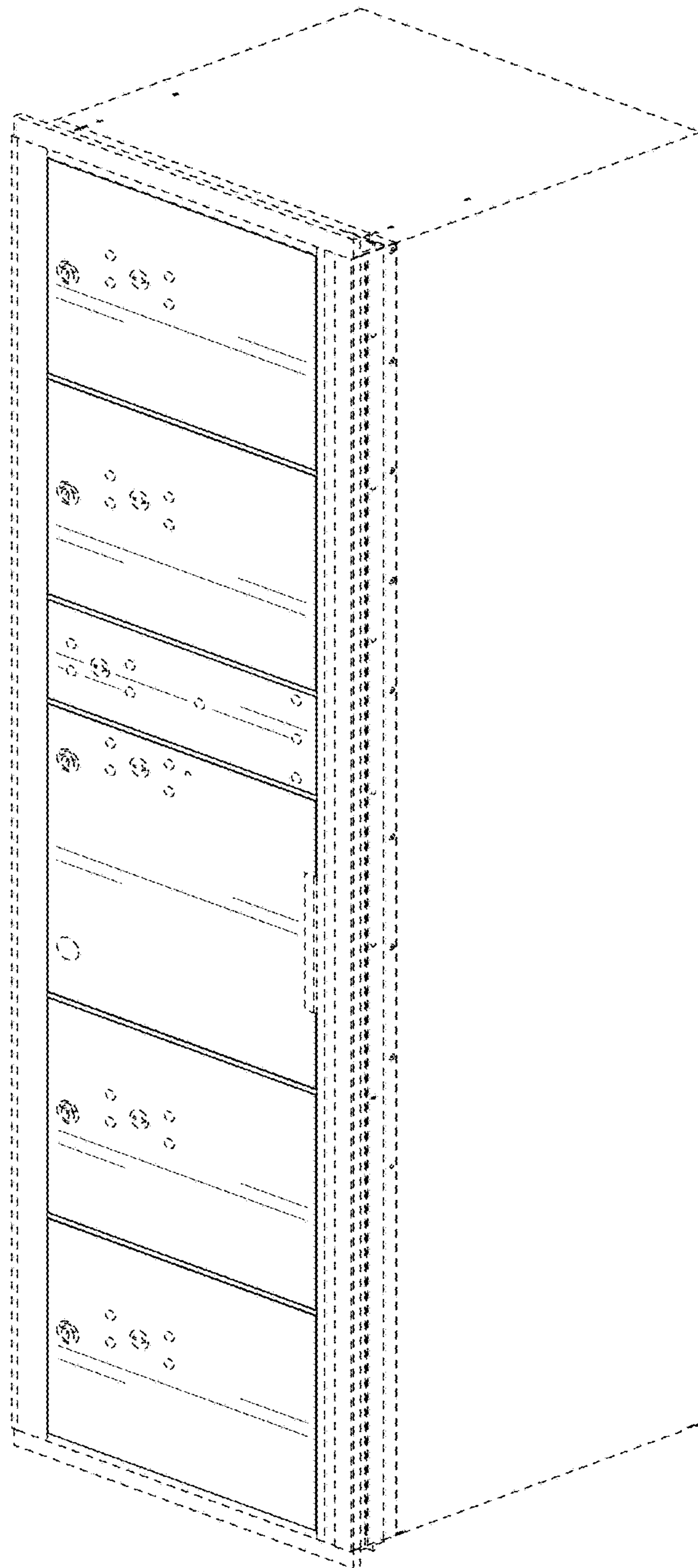


FIG. 1

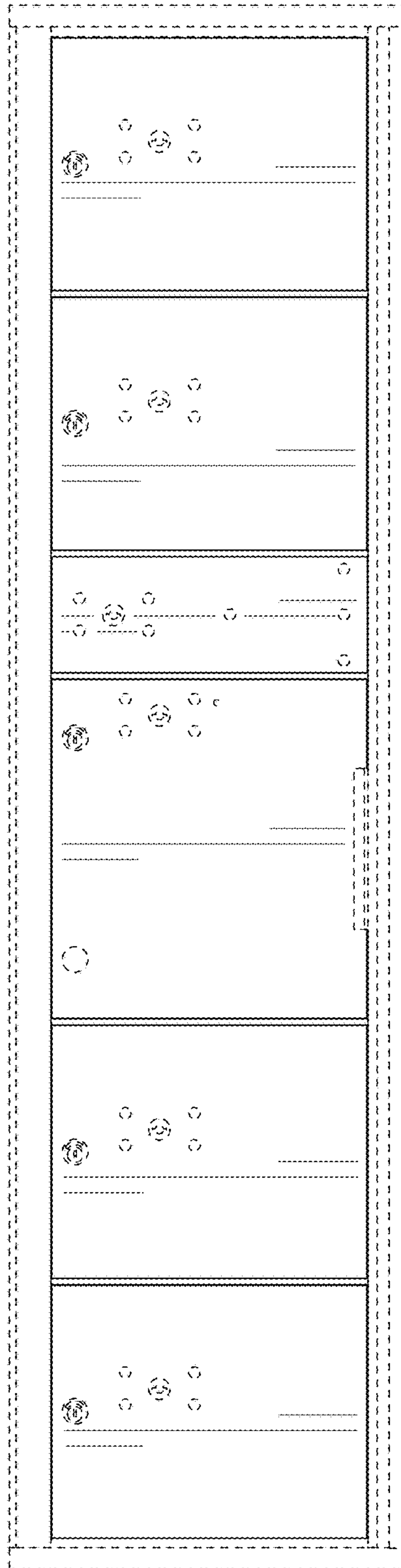


FIG. 2