



US00D789645S

(12) **United States Design Patent**
Wood et al.

(10) **Patent No.:** **US D789,645 S**
(45) **Date of Patent:** **** Jun. 13, 2017**

(54) **JACK COVER**

(71) Applicant: **A Wood Products LLC**, Angelus Oaks, CA (US)

(72) Inventors: **Adam Wood**, Angelus Oaks, CA (US);
Jose Luis Sifeuentes, Angelus Oaks, CA (US)

(73) Assignee: **A Wood Products LLC**, Angelus Oaks, CA (US)

(**) Term: **15 Years**

(21) Appl. No.: **29/534,797**

(22) Filed: **Jul. 31, 2015**

(51) **LOC (10) Cl.** **12-05**

(52) **U.S. Cl.**
USPC **D34/35**

(58) **Field of Classification Search**
USPC D34/31, 35; D13/156, 133; 254/8 R,
254/8 B, 11, 84, 88, 93 H, 420, 134, 2 R;
D12/106
CPC B66F 3/18; B66F 13/00
See application file for complete search history.

(56) **References Cited**

U.S. PATENT DOCUMENTS

4,750,774 A 6/1988 Pickering
D349,800 S * 8/1994 Chambers D12/106
5,894,974 A 4/1999 Jensen

6,199,693 B1 3/2001 Hung
6,227,428 B1 5/2001 Lewis et al.
D470,642 S * 2/2003 Kubota D34/31
7,648,123 B2 1/2010 Gagnon
D626,305 S 10/2010 Harrah
D767,848 S * 9/2016 Wood D34/35

* cited by examiner

Primary Examiner — Cynthia Ramirez

Assistant Examiner — Gino Colan

(74) *Attorney, Agent, or Firm* — Lewis Kohn & Walker LLP; Kent M. Walker; Kari Moyer-Henry

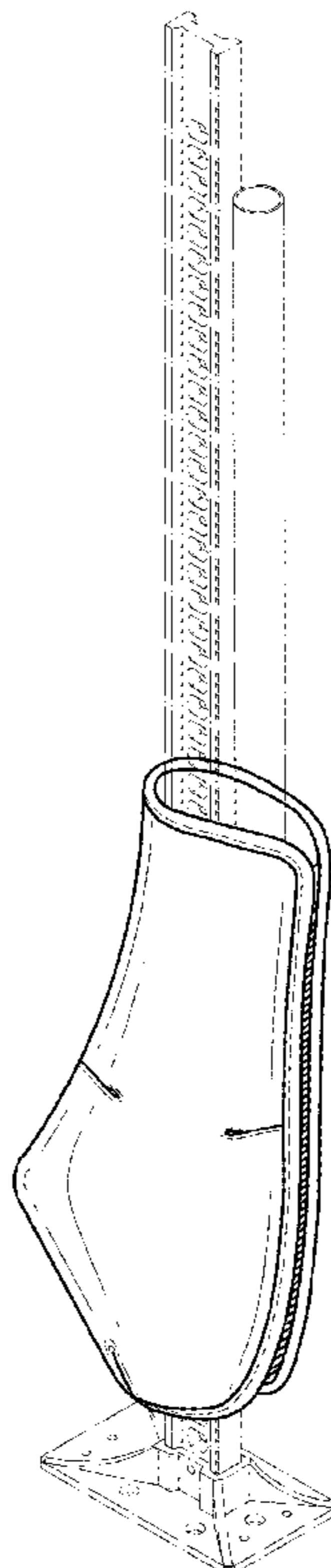
(57) **CLAIM**

The ornamental design for a jack cover, as shown and described.

DESCRIPTION

FIG. 1 is a top perspective view of the jack cover embodied in the present invention;
FIG. 2 is a right side view of the jack cover from FIG. 1;
FIG. 3 is a left side view of the jack cover from FIG. 1;
FIG. 4 is a front view of the jack cover from FIG. 1;
FIG. 5 is a back view of the jack cover from FIG. 1;
FIG. 6 is a top view of the jack cover of FIG. 1; and,
FIG. 7 is a bottom view of the jack cover of FIG. 1.
The dash-dash-dash type broken line shown in FIGS. 1 through 5 corresponds to stitching on the design.
The dash-dot-dash type broken line shown in FIG. 1 is included for the purpose of illustrating environmental context and forms no part of the claimed design.

1 Claim, 6 Drawing Sheets



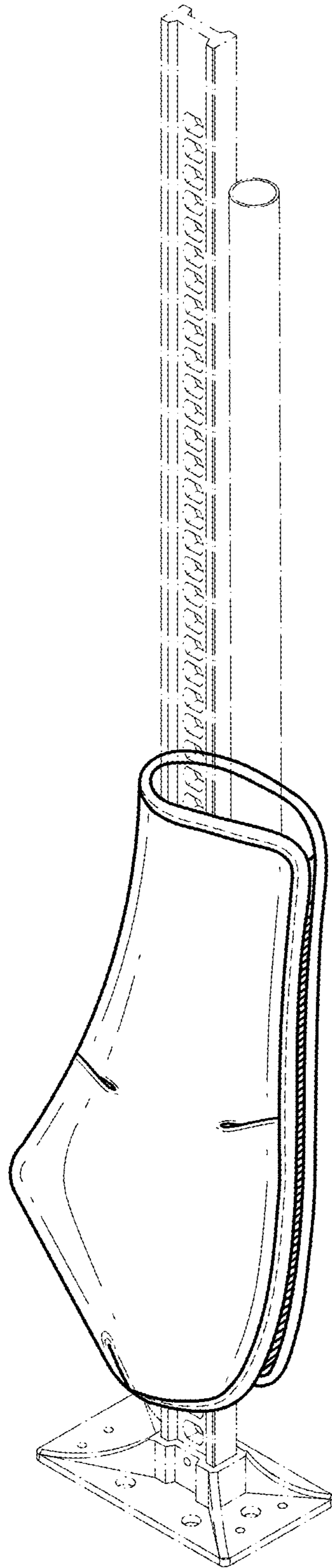


FIG. 1

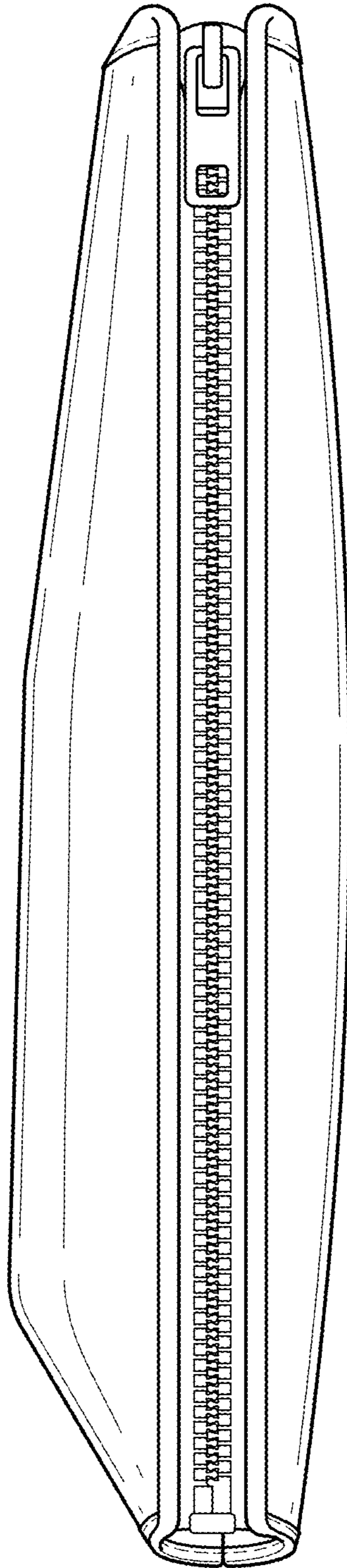


FIG. 2

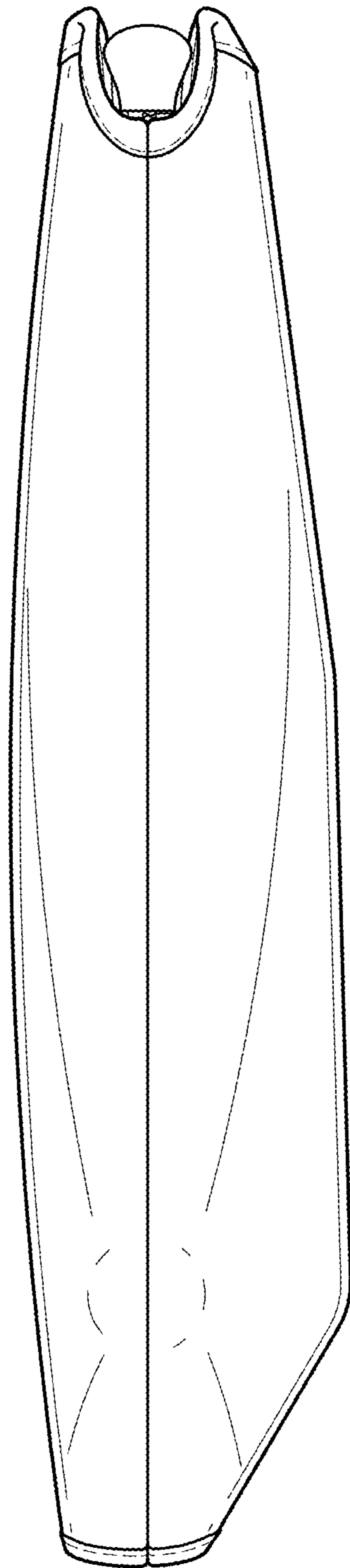


FIG. 3

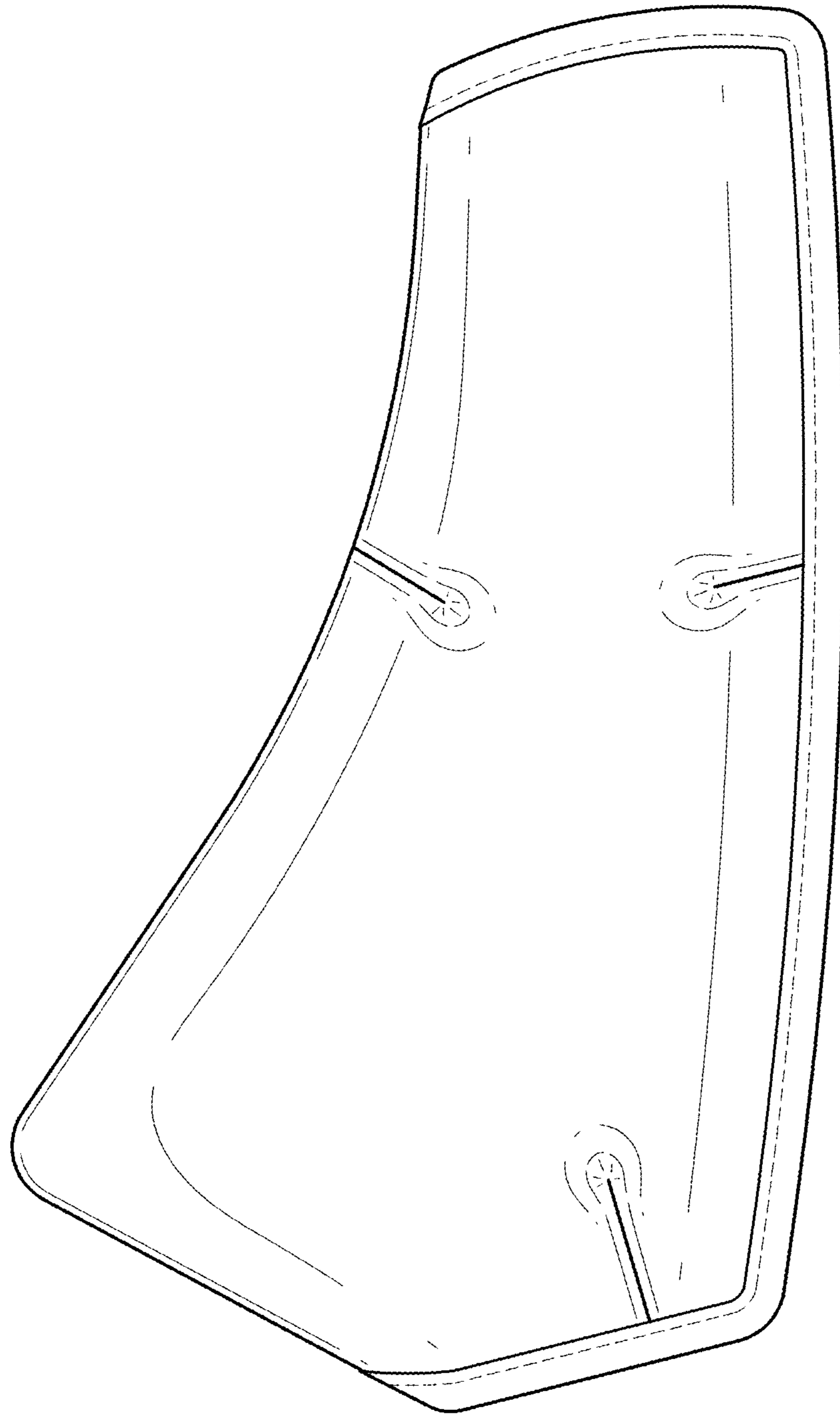


FIG. 4

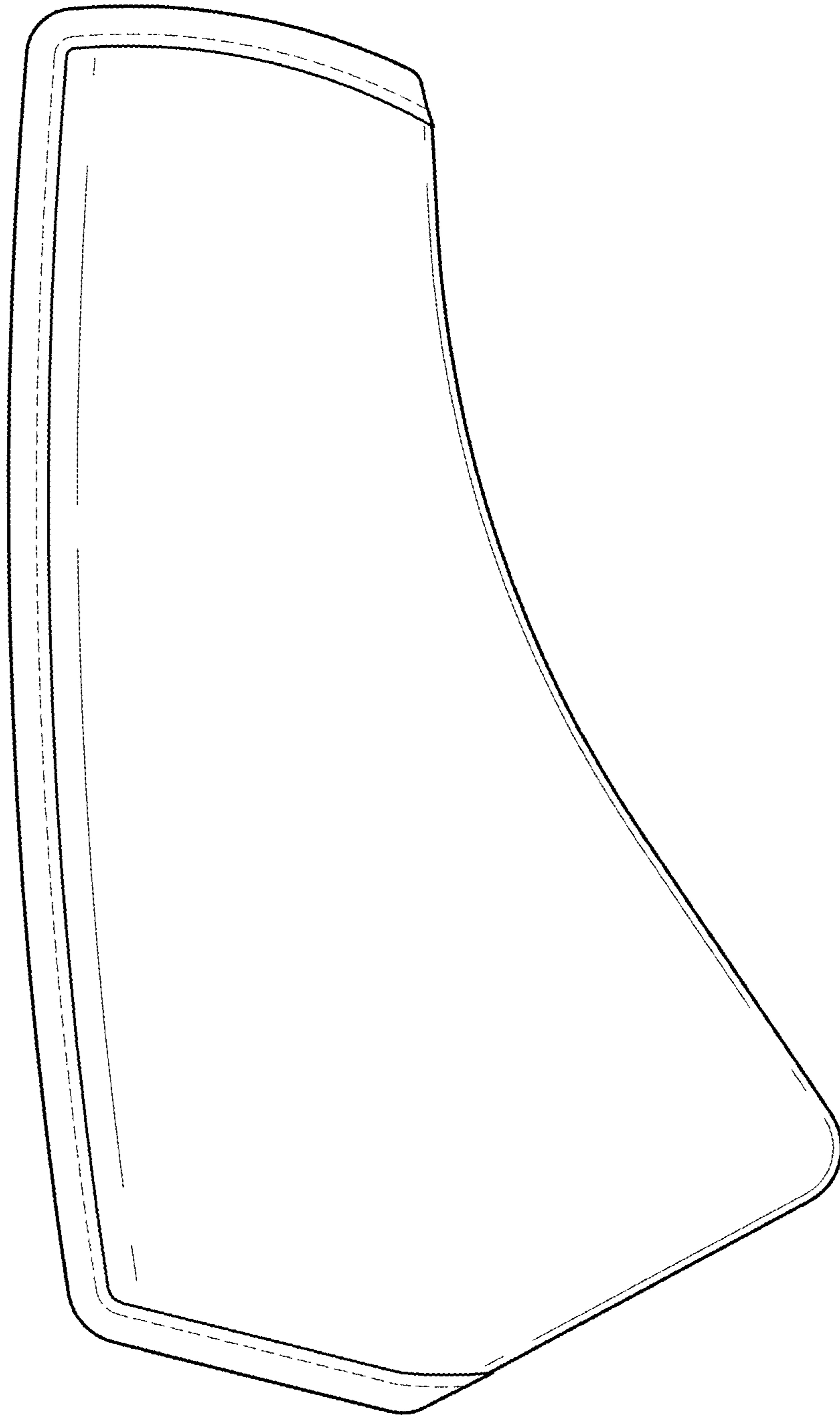


FIG. 5

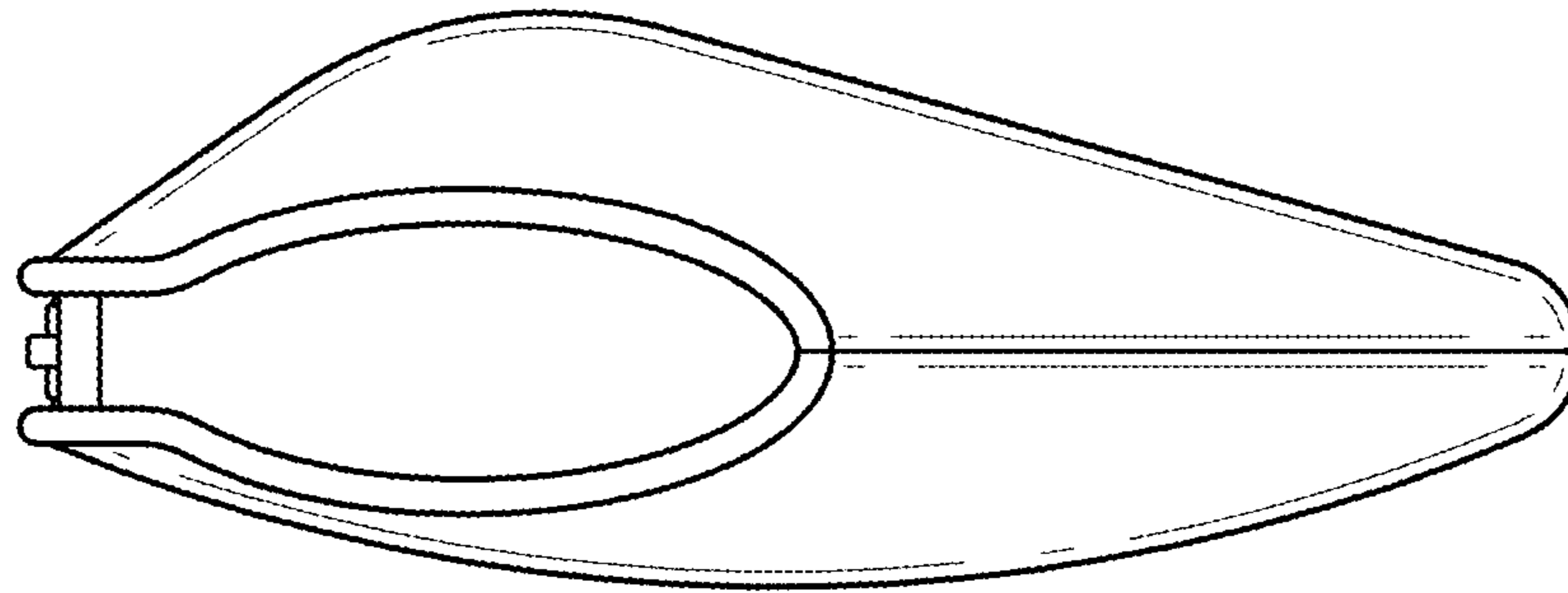


FIG. 6

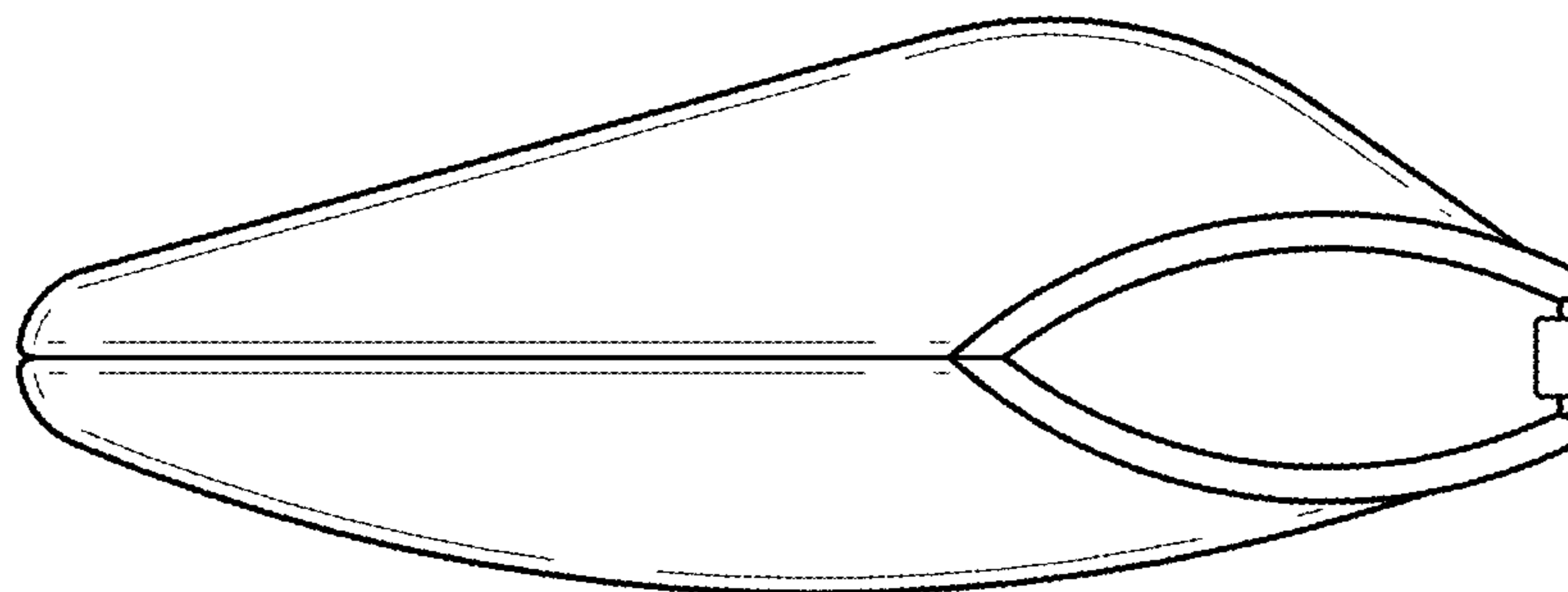


FIG. 7