



US00D789607S

(12) **United States Design Patent**
Lee et al.

(10) **Patent No.:** **US D789,607 S**
(45) **Date of Patent:** **** Jun. 13, 2017**

- (54) **RAZOR**
- (71) Applicant: **HF Global, Inc.**, New York, NY (US)
- (72) Inventors: **Stuart Harvey Lee**, Forest Hills, NY (US); **Jochen Schaeppers**, New York, NY (US)
- (73) Assignee: **Harry's, Inc.**, New York, NY (US)
- (**) Term: **15 Years**
- (21) Appl. No.: **29/527,939**
- (22) Filed: **May 22, 2015**
- (51) **LOC (10) Cl.** **28-03**
- (52) **U.S. Cl.**
USPC **D28/47**
- (58) **Field of Classification Search**
USPC D28/46-48, 45; 30/539-540
CPC B62B 21/00-21/12; B62B 21/14; B62B 21/165; B62B 21/18; B62B 21/24; B62B 21/30; B62B 21/32; B62B 21/40; B62B 21/4062; B62B 21/4068; B62B 21/4075; B62B 21/52-21/528; B26B 21/16; B26B 21/20-21/227; B26B 21/28; B26B 21/4012-21/4025; B26B 21/4081-21/4093; B26B 21/443; B26B 21/4037

See application file for complete search history.

(56) **References Cited**

U.S. PATENT DOCUMENTS

- 6,792,682 B2 * 9/2004 Follo B26B 21/443 30/50
- D524,986 S * 7/2006 Prudden, Jr. D28/47
- D603,559 S * 11/2009 Micinilio D28/48
- D615,708 S * 5/2010 Lukan D28/48
- D625,883 S * 10/2010 Wonderley D28/47
- D638,580 S * 5/2011 Adams D28/46
- D664,712 S * 7/2012 Christie D28/47

- D664,713 S * 7/2012 Christie D28/47
- 8,225,510 B2 * 7/2012 Peterson B26B 21/4012 30/346.61
- D674,547 S * 1/2013 Barrow D28/46
- D674,548 S * 1/2013 Barrow D28/46
- D674,552 S * 1/2013 Barrow D28/48
- 8,359,752 B2 * 1/2013 Bridges B26B 21/222 30/50
- 8,448,339 B2 * 5/2013 Walker, Jr. B26B 21/4031 30/47
- 8,745,877 B2 * 6/2014 Szczepanowski .. B26B 21/4018 30/41
- 8,931,176 B2 * 1/2015 Johnson B26B 21/4018 30/34.2
- 8,991,058 B2 * 3/2015 Dimitris B26B 21/225 30/34.1
- D737,511 S * 8/2015 Lettenberger D28/47

(Continued)

OTHER PUBLICATIONS

Harrys Twitter reference @harrys, Jan. 8, 2014, 1 page, uploaded May 31, 2016.*

Primary Examiner — Jennifer Rivard
(74) *Attorney, Agent, or Firm* — Florek & Endres PLLC

(57) **CLAIM**

The ornamental design for a razor, as shown and described.

DESCRIPTION

FIG. 1 is a perspective view of the razor of the present invention.

FIG. 2 is a front elevation of the razor of FIG. 1.

FIG. 3 is a rear elevation of the razor of FIG. 1.

FIG. 4 is a left side elevation of the razor of FIG. 1.

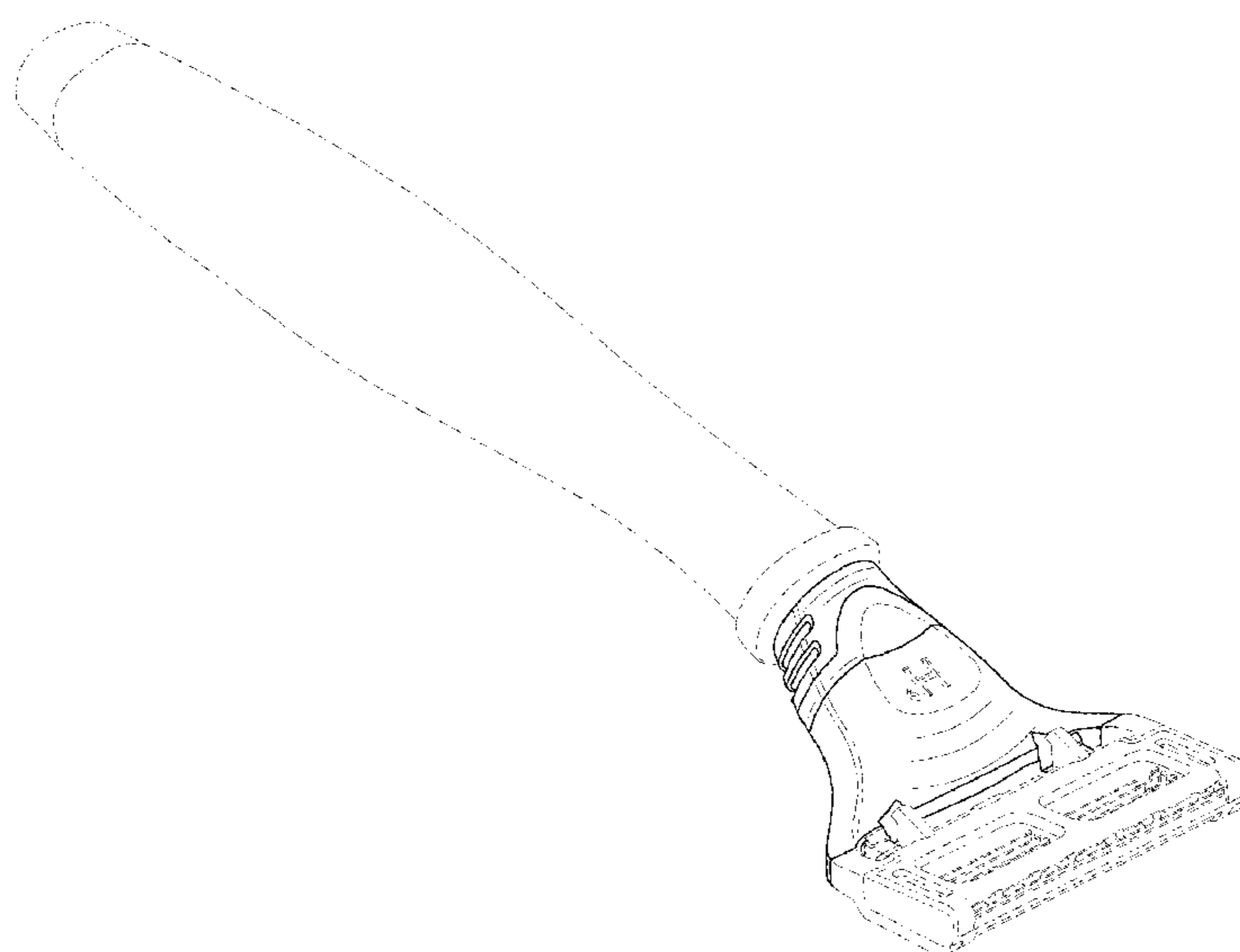
FIG. 5 is a right side elevation of the razor of FIG. 1.

FIG. 6 is a top plan view of the razor of FIG. 1; and,

FIG. 7 is a bottom plan view of the razor of FIG. 1.

The broken lines illustrate portions of the razor and form no part of the claimed design.

1 Claim, 7 Drawing Sheets



(56)

References Cited

U.S. PATENT DOCUMENTS

D737,513 S * 8/2015 Lettenberger D28/47
D741,008 S * 10/2015 Bruno D28/47
9,193,078 B2 * 11/2015 Worrick, III B26B 21/222
D745,215 S * 12/2015 Go D28/48
9,296,117 B2 * 3/2016 Fathallah B26B 21/4012
9,308,657 B2 * 4/2016 Bruno B26B 21/222

* cited by examiner

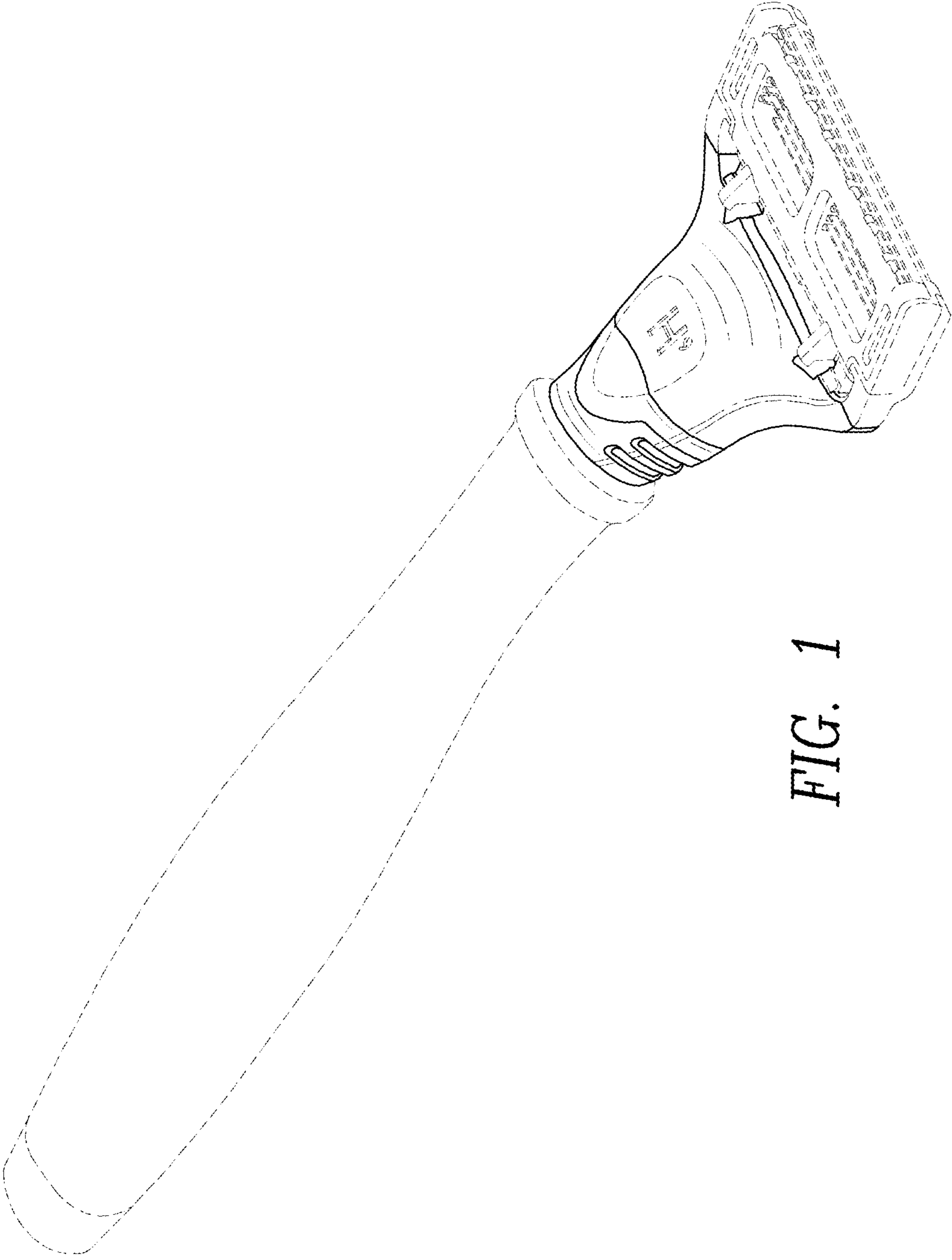


FIG. 1




FIG. 2

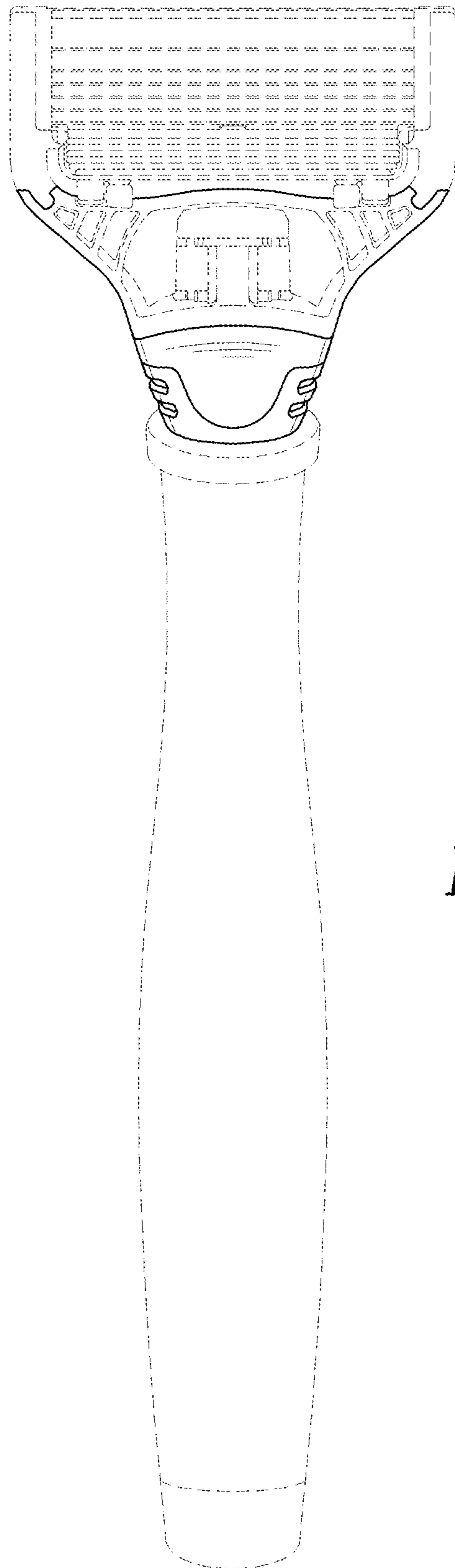


FIG. 3




FIG. 4

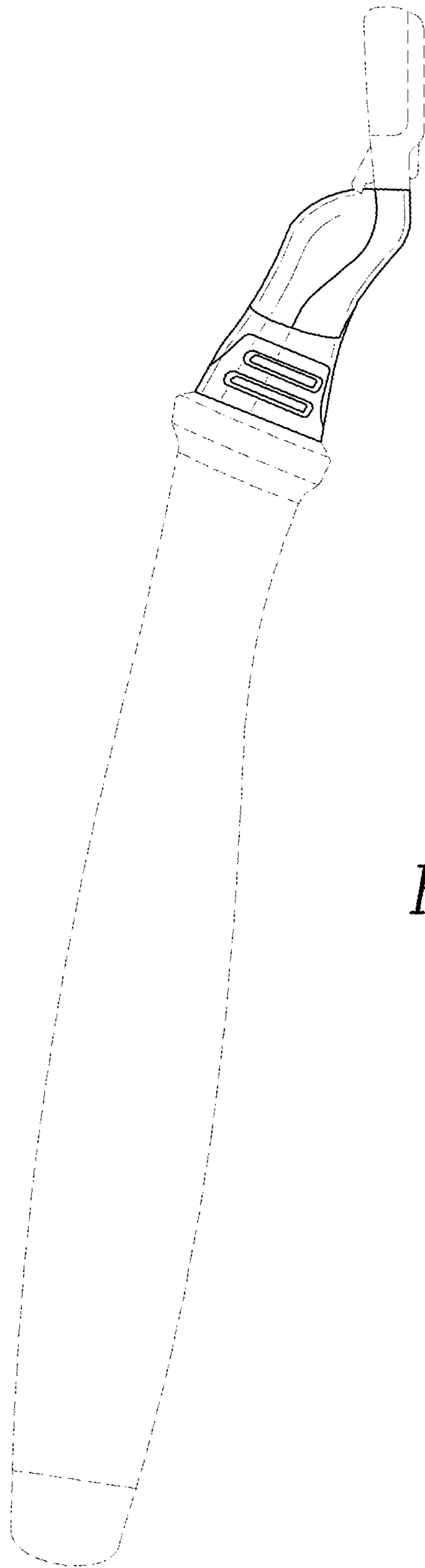


FIG. 5

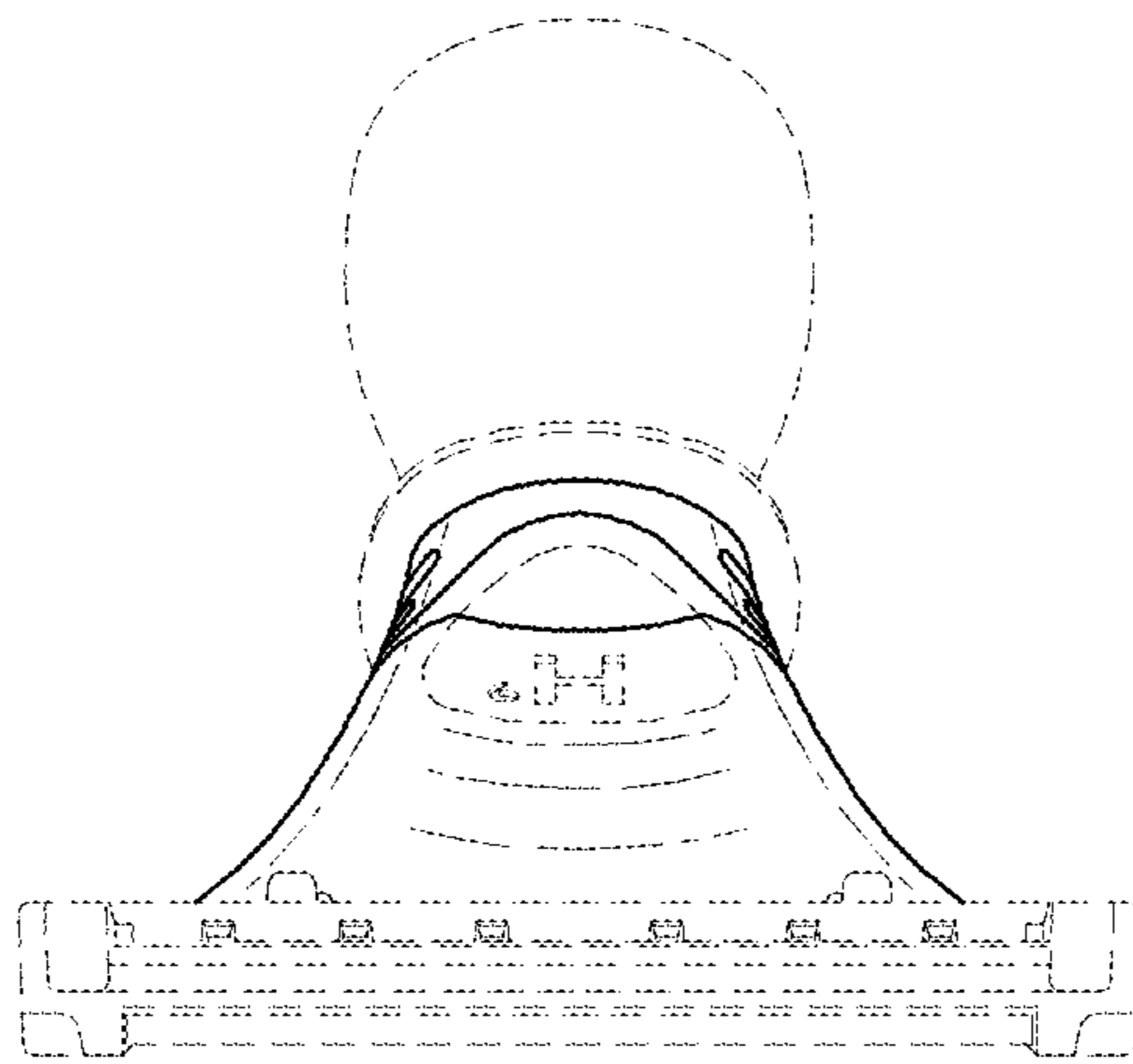


FIG. 6

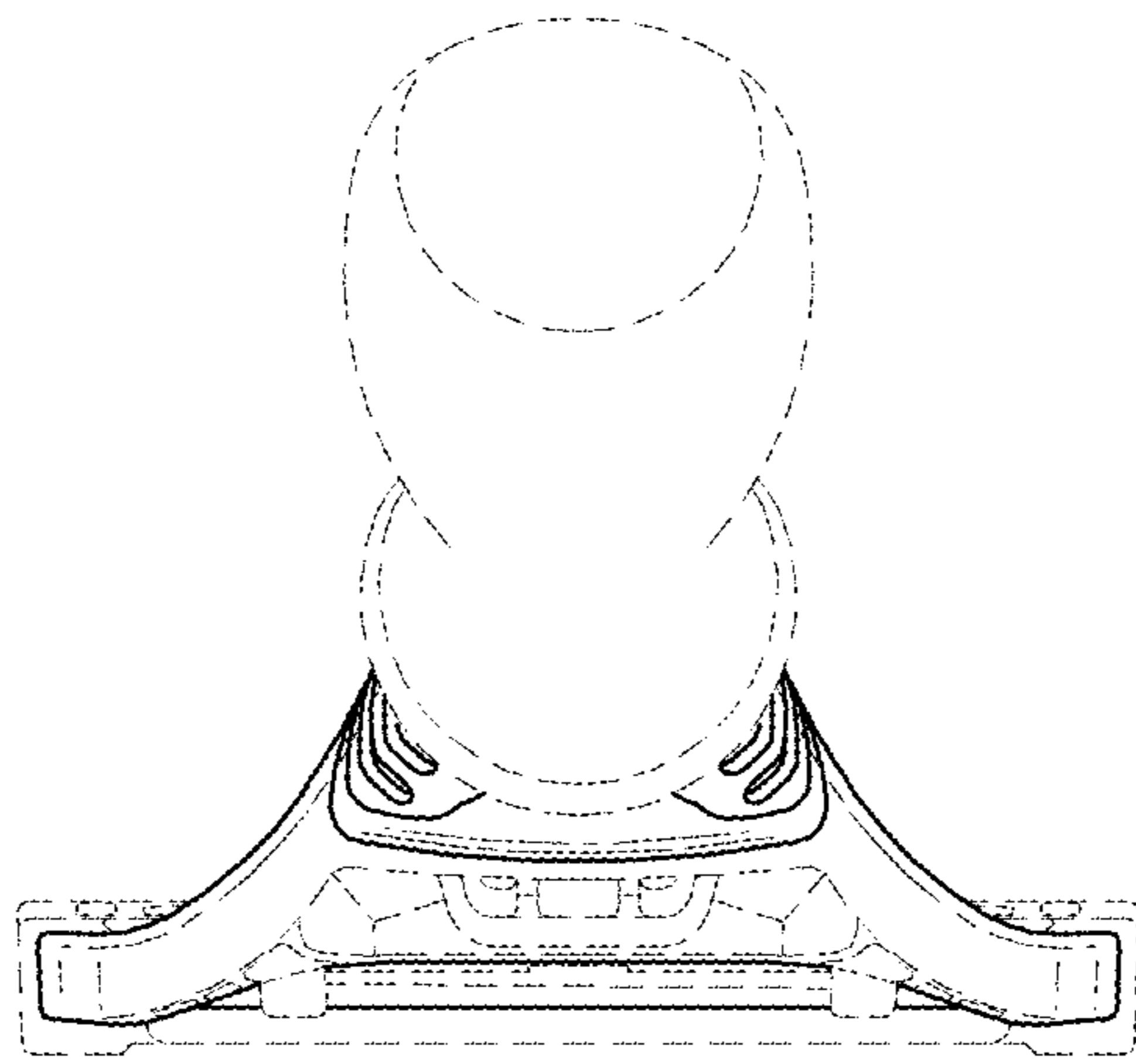


FIG. 7