



US00D789606S

(12) **United States Design Patent**
Lee et al.

(10) **Patent No.:** **US D789,606 S**
(45) **Date of Patent:** **** Jun. 13, 2017**

- (54) **RAZOR**
- (71) Applicant: **HF Global, Inc.**, New York, NY (US)
- (72) Inventors: **Stuart Harvey Lee**, Forest Hills, NY (US); **Jochen Schaeppers**, New York, NY (US)
- (73) Assignee: **Harry's, Inc.**, New York, NY (US)
- (**) Term: **15 Years**
- (21) Appl. No.: **29/527,937**
- (22) Filed: **May 22, 2015**
- (51) **LOC (10) Cl.** **28-03**
- (52) **U.S. Cl.**
USPC **D28/47**
- (58) **Field of Classification Search**
USPC D28/46–48, 45; 30/539–540
CPC B62B 21/00–21/12; B62B 21/14; B62B 21/18; B62B 21/24; B62B 21/30; B62B 21/32; B62B 21/40; B62B 21/4062; B62B 21/4068; B62B 21/4075; B62B 21/52–21/528; B26B 21/16; B26B 21/20–21/227; B26B 21/4012–21/4025; B26B 21/4081–21/4093; B26B 21/443; B26B 21/4037

See application file for complete search history.

(56) **References Cited**

U.S. PATENT DOCUMENTS

6,792,682	B2 *	9/2004	Follo	B26B 21/443
					30/50
D524,986	S *	7/2006	Prudden, Jr.	D28/47
D603,559	S *	11/2009	Micinilio	D28/48
D615,708	S *	5/2010	Lukan	D28/48
D625,883	S *	10/2010	Wonderley	D28/47
D638,580	S *	5/2011	Adams	D28/46
D664,712	S *	7/2012	Christie	D28/47
D664,713	S *	7/2012	Christie	D28/47
8,225,510	B2 *	7/2012	Peterson	B26B 21/4012
					30/346.61

D674,547	S *	1/2013	Barrow	D28/46
D674,548	S *	1/2013	Barrow	D28/46
D674,552	S *	1/2013	Barrow	D28/48
8,359,752	B2 *	1/2013	Bridges	B26B 21/222
					30/50
8,448,338	B2 *	5/2013	Sherman	B26B 21/4018
					30/34.05
8,448,339	B2 *	5/2013	Walker, Jr.	B26B 21/4031
					30/47
8,745,877	B2 *	6/2014	Szczepanowski	..	B26B 21/4018
					30/41
8,931,176	B2 *	1/2015	Johnson	B26B 21/4018
					30/34.2
8,991,058	B2 *	3/2015	Dimitris	B26B 21/225
					30/34.1

(Continued)

OTHER PUBLICATIONS

Harrys Twitter reference @harrys, Jan. 8, 2014, 1 page, uploaded May 31, 2016.*

Primary Examiner — Jennifer Rivard
(74) *Attorney, Agent, or Firm* — Florek & Endres PLLC

(57) **CLAIM**

We claim the ornamental design for a razor, as shown and described.

DESCRIPTION

FIG. 1 is a perspective view of the razor of the present invention.

FIG. 2 is a front elevation of the razor of FIG. 1.

FIG. 3 is a rear elevation of the razor of FIG. 1.

FIG. 4 is a left side elevation of the razor of FIG. 1.

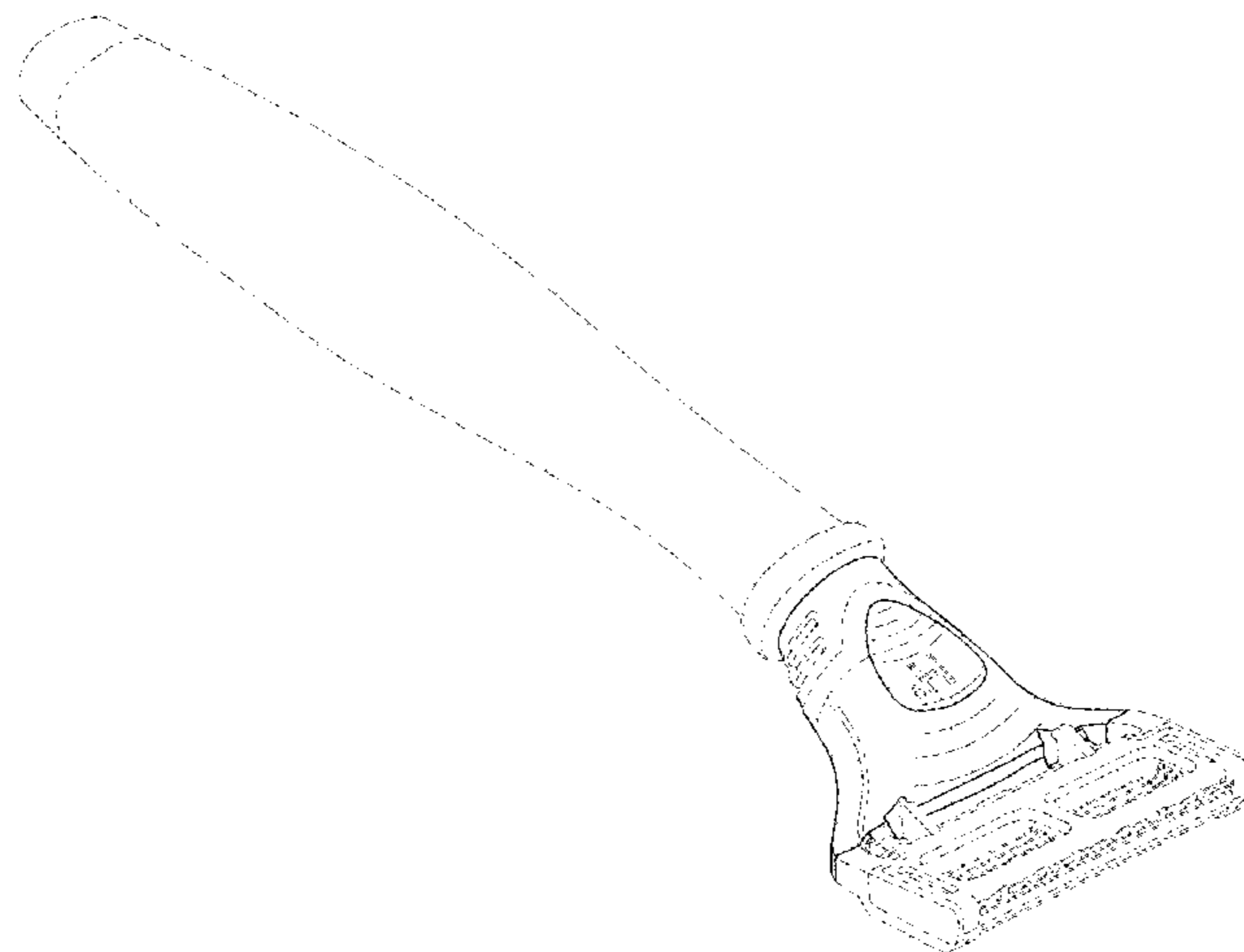
FIG. 5 is a right side elevation of the razor of FIG. 1.

FIG. 6 is a top plan view of the razor of FIG. 1; and,

FIG. 7 is a bottom plan view of the razor of FIG. 1.

The broken lines illustrate portions of the razor and form no part of the claimed design.

1 Claim, 7 Drawing Sheets



(56)

References Cited

U.S. PATENT DOCUMENTS

D737,511 S * 8/2015 Lettenberger D28/47
D737,513 S * 8/2015 Lettenberger D28/47
D741,008 S * 10/2015 Bruno D28/47
9,193,078 B2 * 11/2015 Worrick, III B26B 21/222
D745,215 S * 12/2015 Go D28/48
9,296,117 B2 * 3/2016 Fathallah B26B 21/4012
9,308,657 B2 * 4/2016 Bruno B26B 21/222

* cited by examiner

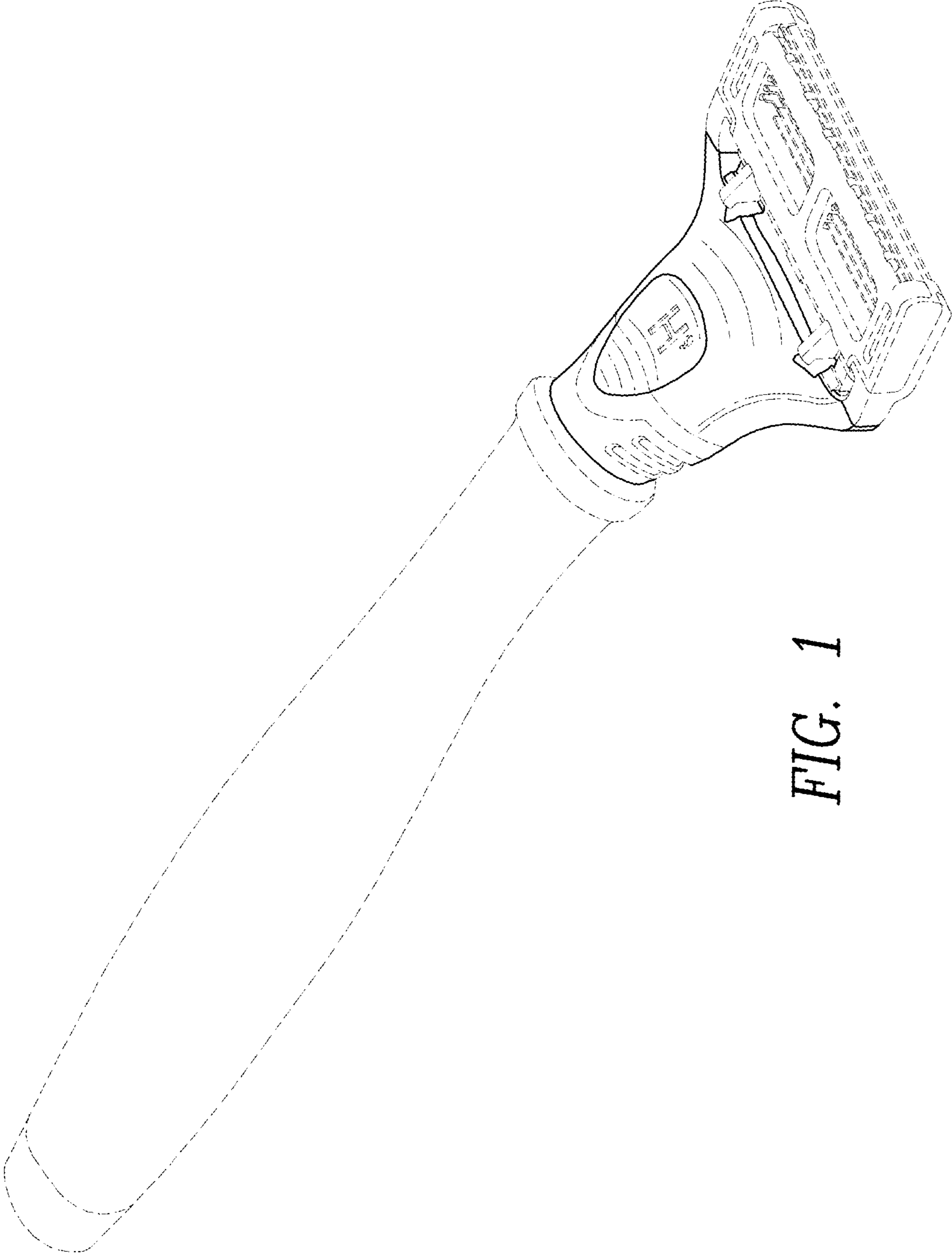


FIG. 1




FIG. 2




FIG. 3




FIG. 4

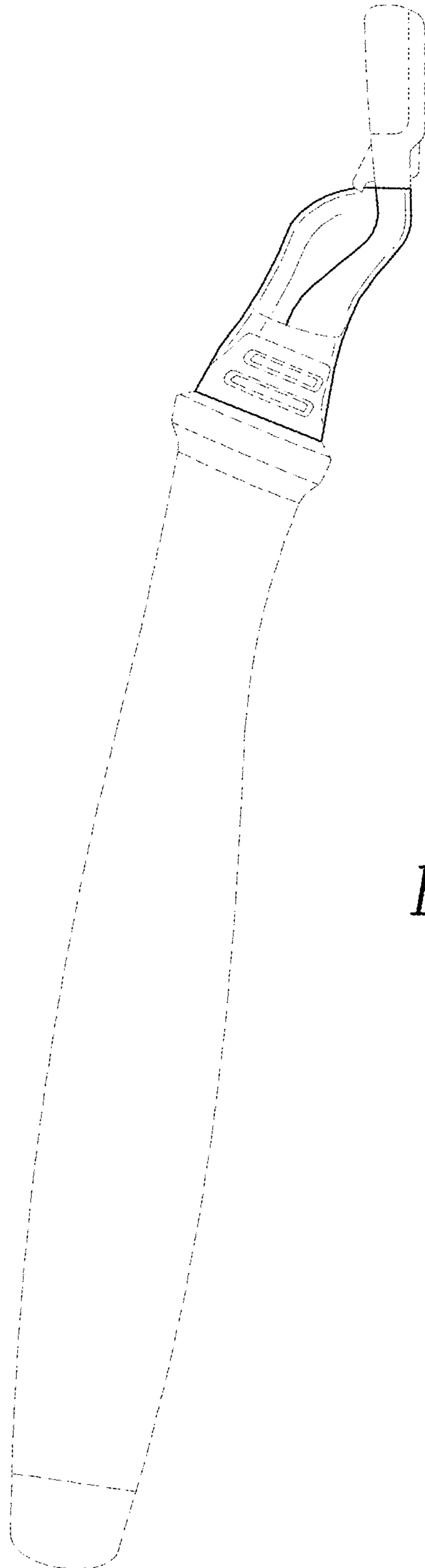


FIG. 5

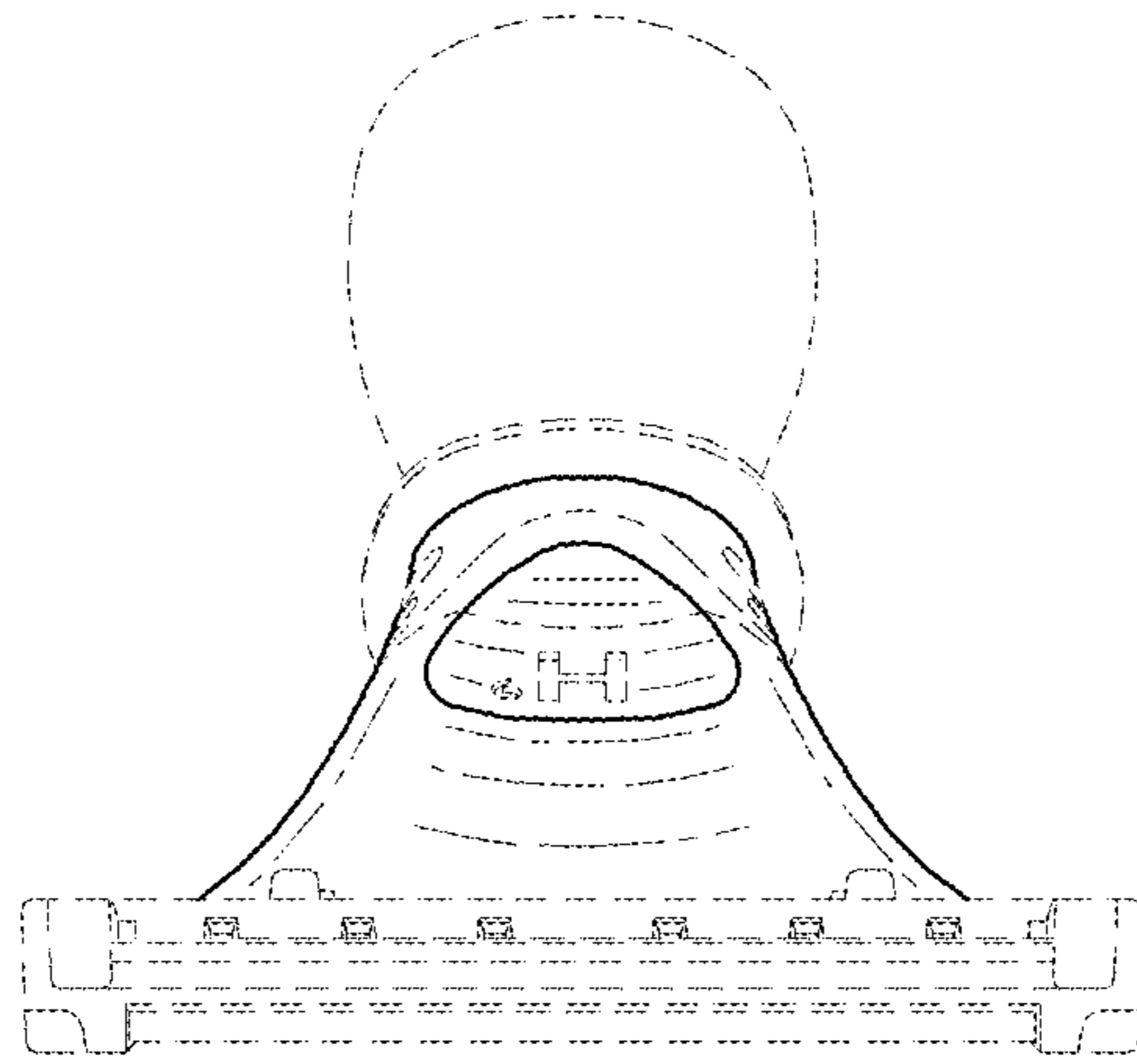


FIG. 6

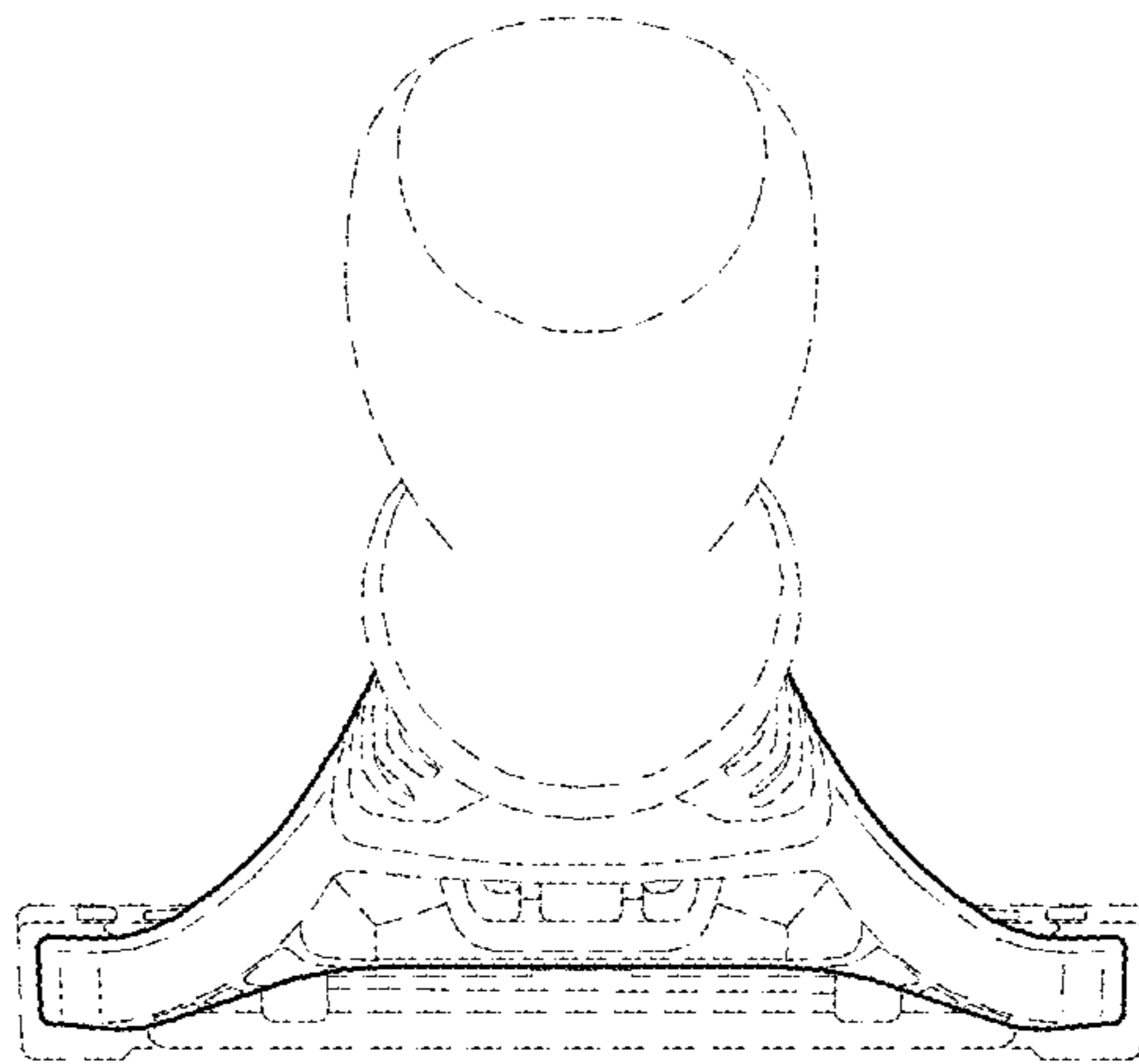


FIG. 7