



US00D789572S

(12) **United States Design Patent**
Peat

(10) **Patent No.:** **US D789,572 S**

(45) **Date of Patent:** **** Jun. 13, 2017**

(54) **HEAD LAMP**

(71) Applicant: **Jaguar Land Rover Limited**, Whitley,
Coventry (GB)

(72) Inventor: **Anthony Peat**, Whitley (GB)

(73) Assignee: **Jaguar Land Rover Limited**, Whitley,
Coventry (GB)

(**) Term: **15 Years**

(21) Appl. No.: **29/539,364**

(22) Filed: **Sep. 14, 2015**

(30) **Foreign Application Priority Data**

Mar. 16, 2015 (EM) 002656421

(51) **LOC (10) Cl.** **26-06**

(52) **U.S. Cl.**
USPC **D26/28**

(58) **Field of Classification Search**

USPC D26/28-36; 362/61, 80-83, 267-269,
362/459-468, 475-478, 485-487

CPC F21S 48/00; F21S 48/10; F21S 48/115;
F21S 48/225; F21S 48/1233; F21S
48/1266; F21S 48/1388; F21S 48/2268;
F21V 21/04; B60Q 1/02; B60Q 1/04

See application file for complete search history.

(56) **References Cited**

U.S. PATENT DOCUMENTS

D550,380 S * 9/2007 Lin D26/28
D561,359 S * 2/2008 Hsu D26/28
D563,576 S * 3/2008 Hanaoka D26/28

* cited by examiner

Primary Examiner — Marcus Jackson

(74) *Attorney, Agent, or Firm* — Wood Herron & Evans
LLP

(57) **CLAIM**

The ornamental design for a head lamp, as shown and
described.

DESCRIPTION

FIG. 1 is a front view of a head lamp for a vehicle according
to the present invention.

FIG. 2 is a rear view of the head lamp shown in FIG. 1.

FIG. 3 is a left side view thereof.

FIG. 4 is a right side view thereof.

FIG. 5 is a top view thereof.

FIG. 6 is a front left perspective view thereof.

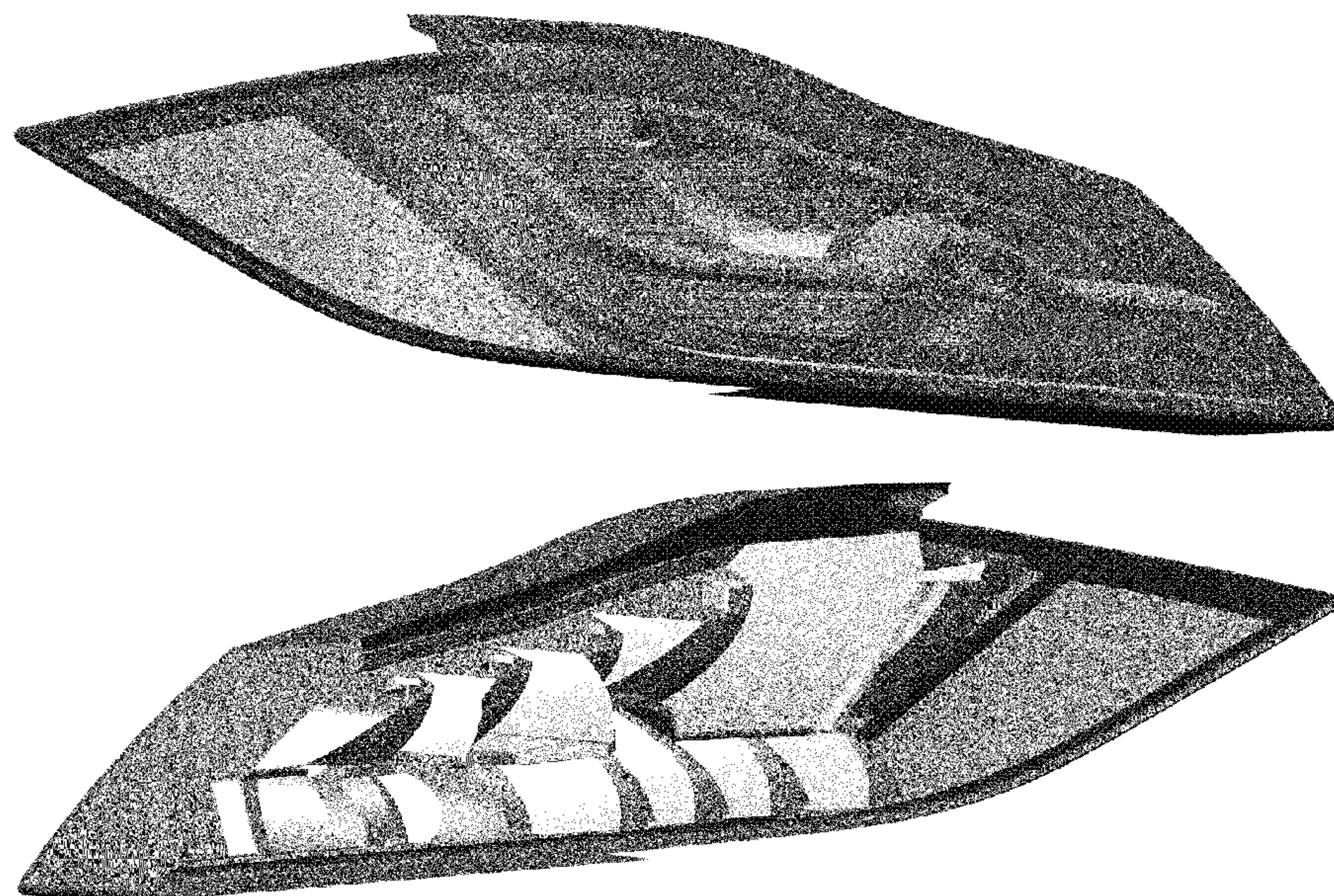
FIG. 7 is a rear right perspective view thereof.

FIG. 8 is a front right perspective view thereof.

FIG. 9 is a rear left perspective view thereof; and,

FIG. 10 is a front left perspective view of the head lamp
shown in FIGS. 1-9, with the head lamp shown mounted on
a vehicle that is depicted in de-emphasized and halftone
portions so as to illustrate the environmental structure. These
portions form no part of the claimed invention. More par-
ticularly, in FIG. 3, the head lamp of the present invention
is shown within the broken lines, and any elements shown
outside of the broken lines form no part of the claimed
invention, but are instead included to show environmental
aspects of the claimed invention.

1 Claim, 6 Drawing Sheets






FIG. 1




FIG. 2

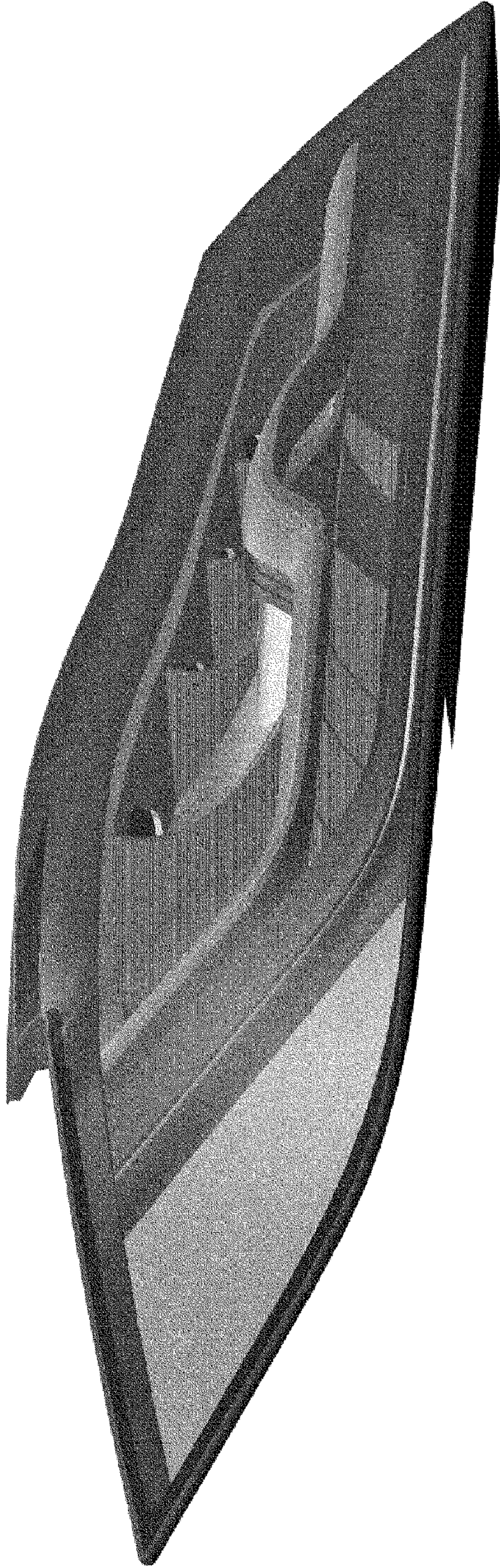


FIG. 3

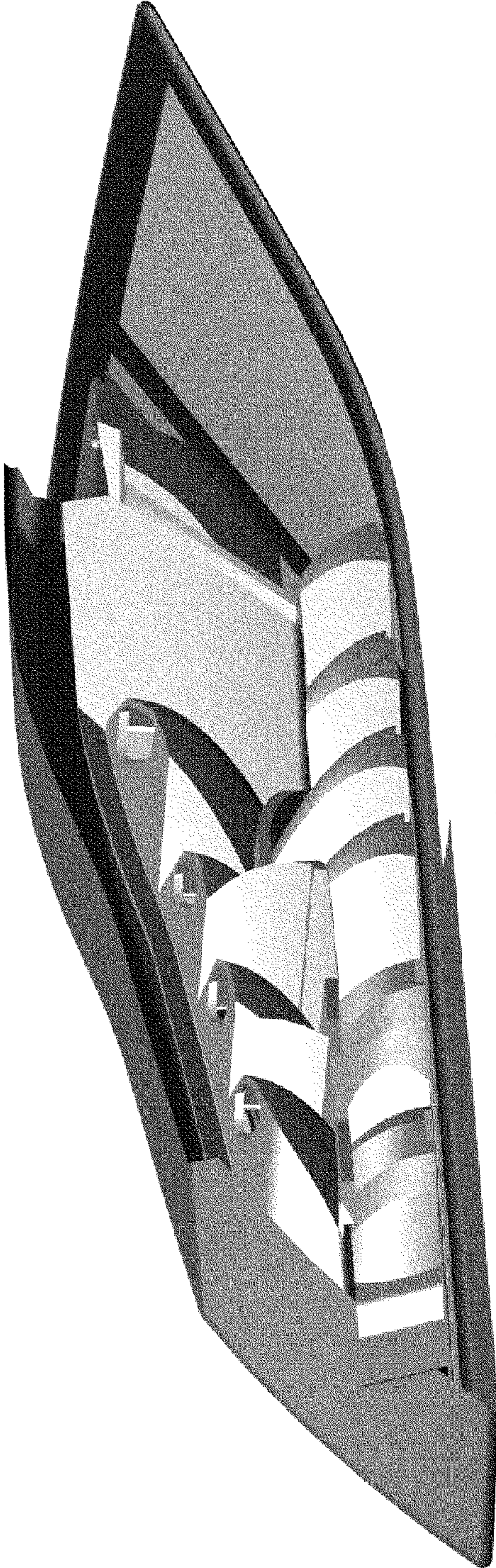


FIG. 4




FIG. 5




FIG. 6




FIG. 7




FIG. 8




FIG. 9

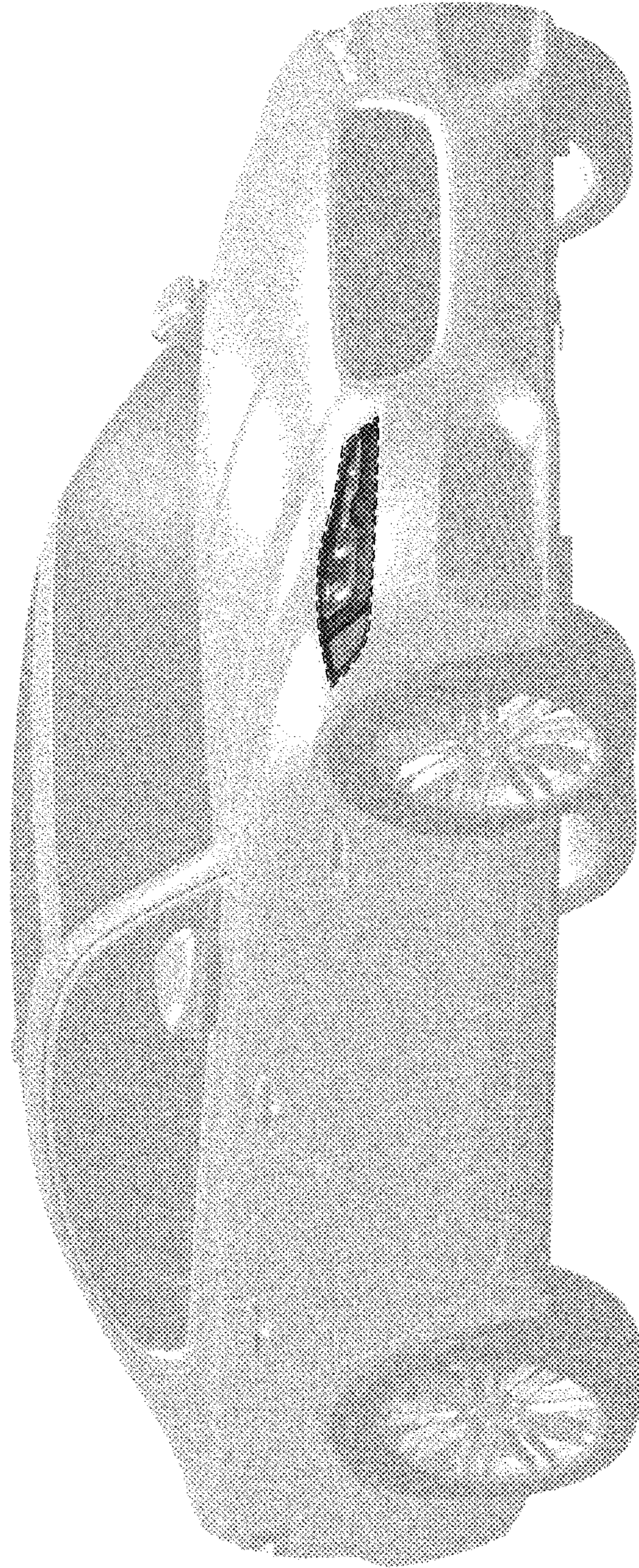


FIG. 10