



US00D789569S

(12) **United States Design Patent** (10) **Patent No.:** **US D789,569 S**  
**Balogh et al.** (45) **Date of Patent:** **\*\* Jun. 13, 2017**

(54) **RETROFIT LAMP WITH LED LIGHT SOURCE FILAMENT**

(71) Applicant: **GE LIGHTING SOLUTIONS, LLC**,  
East Cleveland, OH (US)

(72) Inventors: **Zsolt Balogh**, Nagykanizsa (HU);  
**Istvan Banyai**, Nagykanizsa (HU)

(73) Assignee: **GE LIGHTING SOLUTIONS, LLC**,  
East Cleveland, OH (US)

(\*\*) Term: **15 Years**

(21) Appl. No.: **29/547,644**

(22) Filed: **Dec. 6, 2015**

(51) **LOC (10) Cl.** ..... **26-04**

(52) **U.S. Cl.**  
USPC ..... **D26/3**

(58) **Field of Classification Search**  
USPC ..... D26/1-4; 313/313, 315, 316, 317, 318,  
313/493; 315/52, 53, 56, 57, 58  
CPC ..... H01J 5/00; H01J 5/16; H01J 15/00; H01J  
5/48; H01J 5/50; H01J 19/54; H01R 5/00;  
H01R 13/46; H01R 13/514; H01R  
31/048; H01R 31/02; F21V 5/00  
See application file for complete search history.

(56) **References Cited**

**U.S. PATENT DOCUMENTS**

D284,793 S	7/1986	Engel
D302,861 S	8/1989	Tayama
D334,244 S	3/1993	Shaffer et al.
D334,245 S	3/1993	Blaisdell et al.

(Continued)

**FOREIGN PATENT DOCUMENTS**

CN	202733520 U	2/2013
CN	202812851 U	3/2013

(Continued)

**OTHER PUBLICATIONS**

Ecosung, "CFL Light Bulb 7W LED Energy Saving 3U Magic Corn E27 LED Corn LED Corn Bulb", [http://www.ecosung.com/7W\\_CFL\\_LED\\_light.html](http://www.ecosung.com/7W_CFL_LED_light.html), pp. 1.

(Continued)

*Primary Examiner* — Marcus Jackson

(74) *Attorney, Agent, or Firm* — GE Global Patent Operation; Peter T. DiMauro

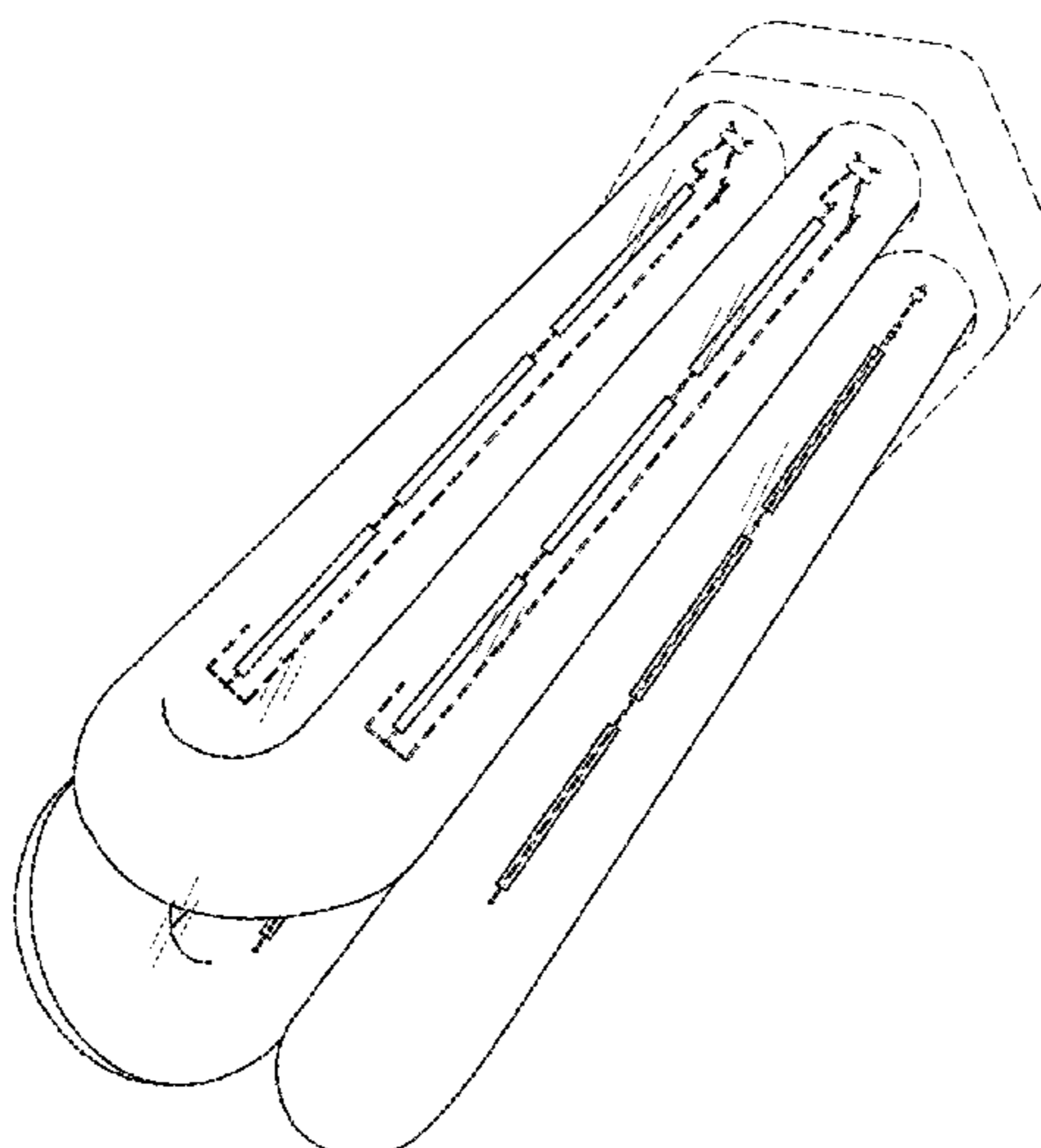
(57) **CLAIM**

The ornamental design for a retrofit lamp with LED light source filament, as shown and described.

**DESCRIPTION**

FIG. 1 is a perspective view of a retrofit lamp with LED light source filament with three LED filaments; FIG. 2 is a front elevation view of the lamp of FIG. 1; FIG. 3 is a left elevation view of the lamp of FIG. 1; FIG. 4 is a rear elevation view of the lamp of FIG. 1; FIG. 5 is a right elevation view of the lamp of FIG. 1; FIG. 6 is a perspective view of a retrofit lamp with LED light source filament, with two LED filaments; FIG. 7 is a front elevation view of the lamp of FIG. 6; FIG. 8 is a left elevation view of the lamp of FIG. 6; FIG. 9 is a rear elevation view of the lamp of FIG. 6; FIG. 10 is a right elevation view of the lamp of FIG. 6; FIG. 11 is a bottom plan view of the lamp of FIGS. 1 and 6; and, FIG. 12 is a top plan view of the lamp of FIGS. 1 and 6. The phantom lines showing capper, lamp base, and inter-connecting leads as well as the shape, position, and size of these are for illustrative purposes only and form no part of the claimed design. Any shading forms no part of the claimed design and is provided to illustrate contour only and is not an indication of texture, gloss, etc.

**1 Claim, 11 Drawing Sheets**



(56)

**References Cited**

U.S. PATENT DOCUMENTS

D348,528 S 7/1994 De Kleine et al.  
D417,296 S 11/1999 Kato et al.  
D428,502 S 7/2000 Ho  
D429,348 S \* 8/2000 Holzer ..... D26/3  
D447,254 S 8/2001 Takeuchi  
D464,154 S \* 10/2002 Xu ..... D26/3  
D471,653 S \* 3/2003 Lin ..... D26/3  
D498,311 S \* 11/2004 Leung ..... D26/3  
D513,080 S \* 12/2005 Foo ..... D26/3  
8,115,370 B2 2/2012 Huang  
8,226,266 B2 7/2012 Chiang  
8,860,309 B2 10/2014 Huang  
2015/0036341 A1 2/2015 Ge et al.  
2015/0069442 A1 3/2015 Liu et al.

FOREIGN PATENT DOCUMENTS

CN 203162665 U 8/2013  
CN 204042493 U 12/2014

OTHER PUBLICATIONS

alibaba.com, "Awesome 4U 10W Energy Saving SMD Lamp or Good Quality LED Light CFL LED 2U Light", [http://www.alibaba.com/product-detail/Awesome-4u-10w-ENERGY-saving-smd\\_60121557993.html](http://www.alibaba.com/product-detail/Awesome-4u-10w-ENERGY-saving-smd_60121557993.html), pp. 1-10.

US Notice of References Cited issued in connection with Related U.S. Appl. No. 29/547,642 on Nov. 21, 2016.

US Notice of References Cited issued in connection with Related U.S. Appl. No. 29/547,643 on Nov. 21, 2016.

Zsolt Balogh et al., U.S. Appl. No. 29/547,642, filed Dec. 6, 2015.

Zsolt Balogh et al., U.S. Appl. No. 29/547,643, filed Dec. 6, 2015.

Zsolt Balogh et al., U.S. Appl. No. 29/547,645, filed Dec. 6, 2015.

\* cited by examiner

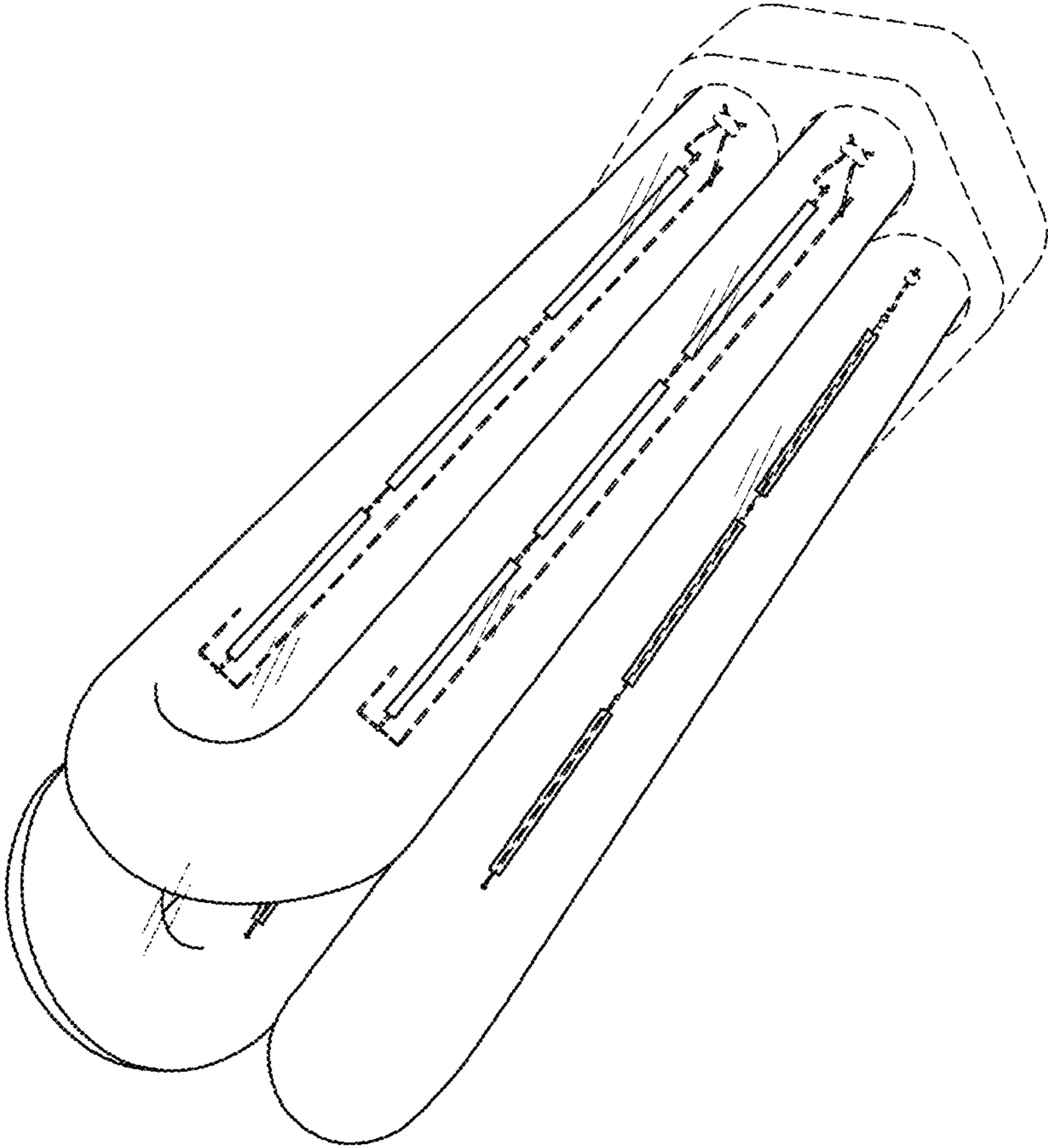


Fig. 1

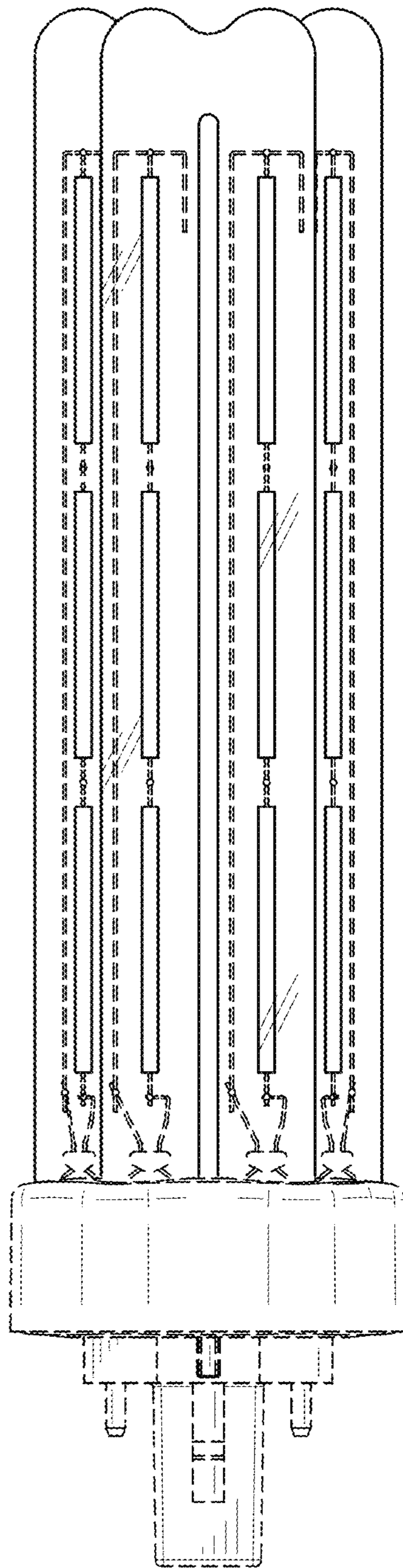


Fig. 2

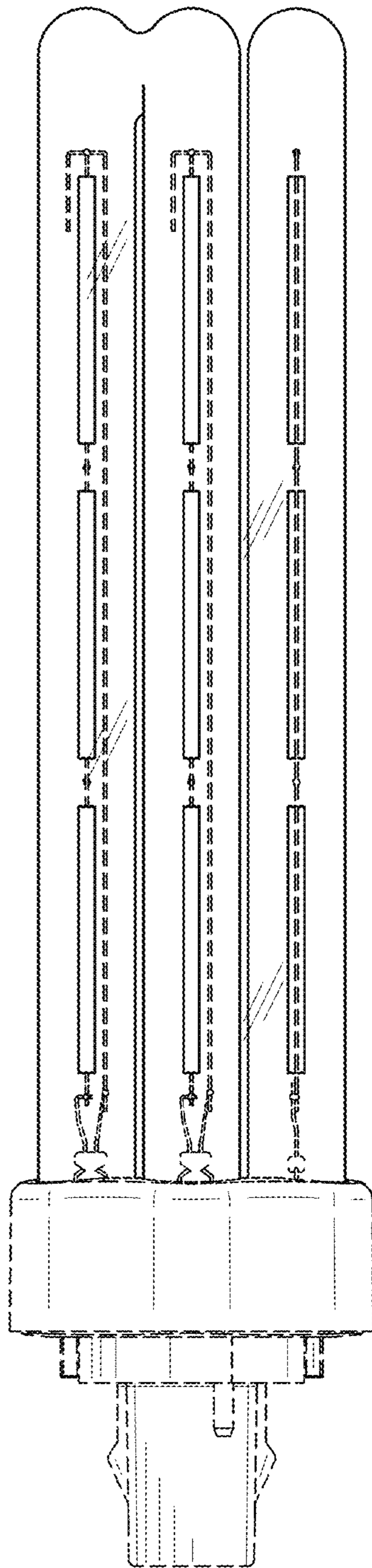


Fig. 3

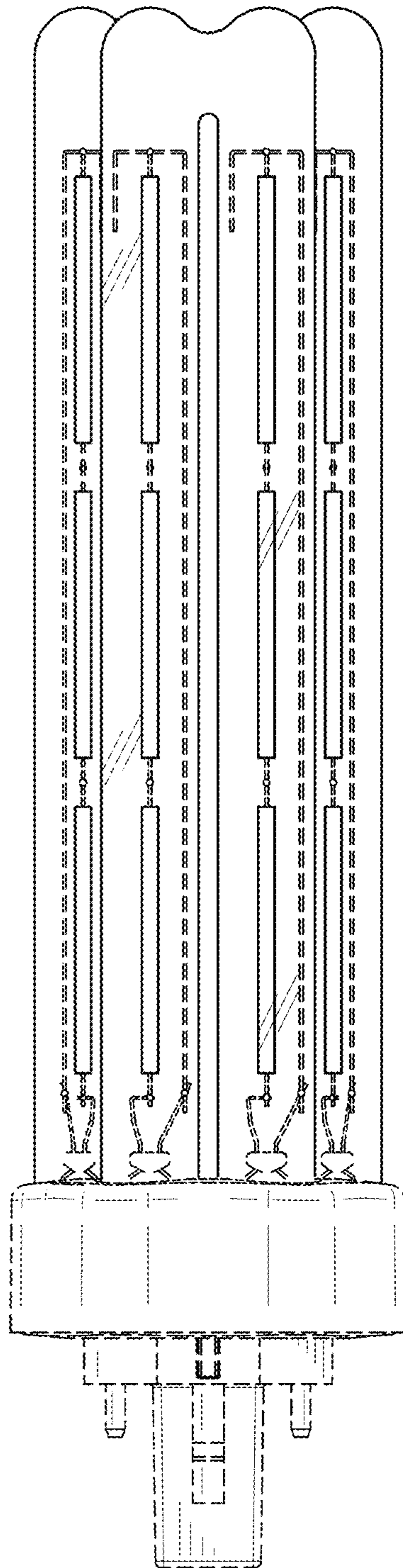


Fig. 4

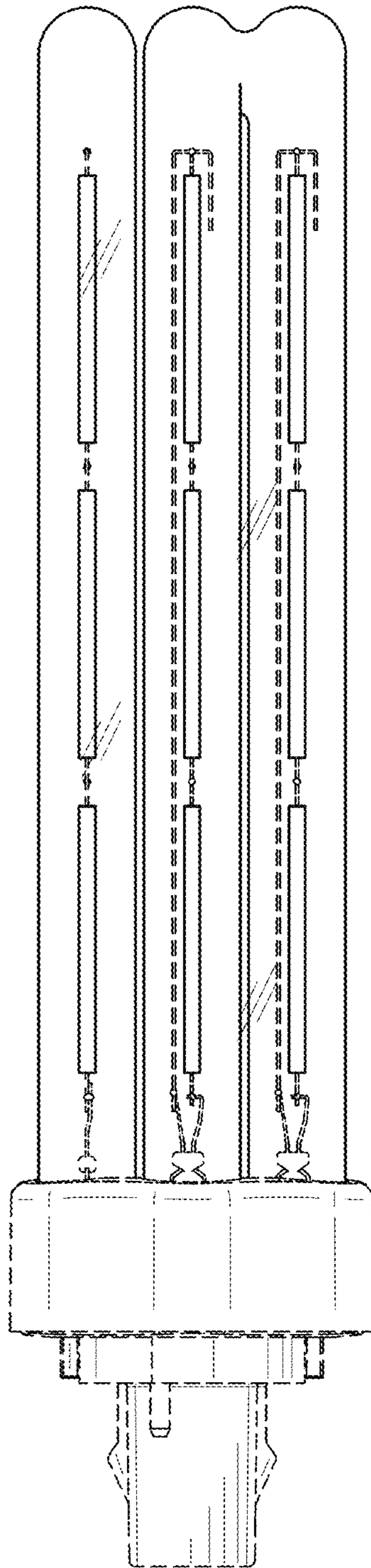


Fig. 5

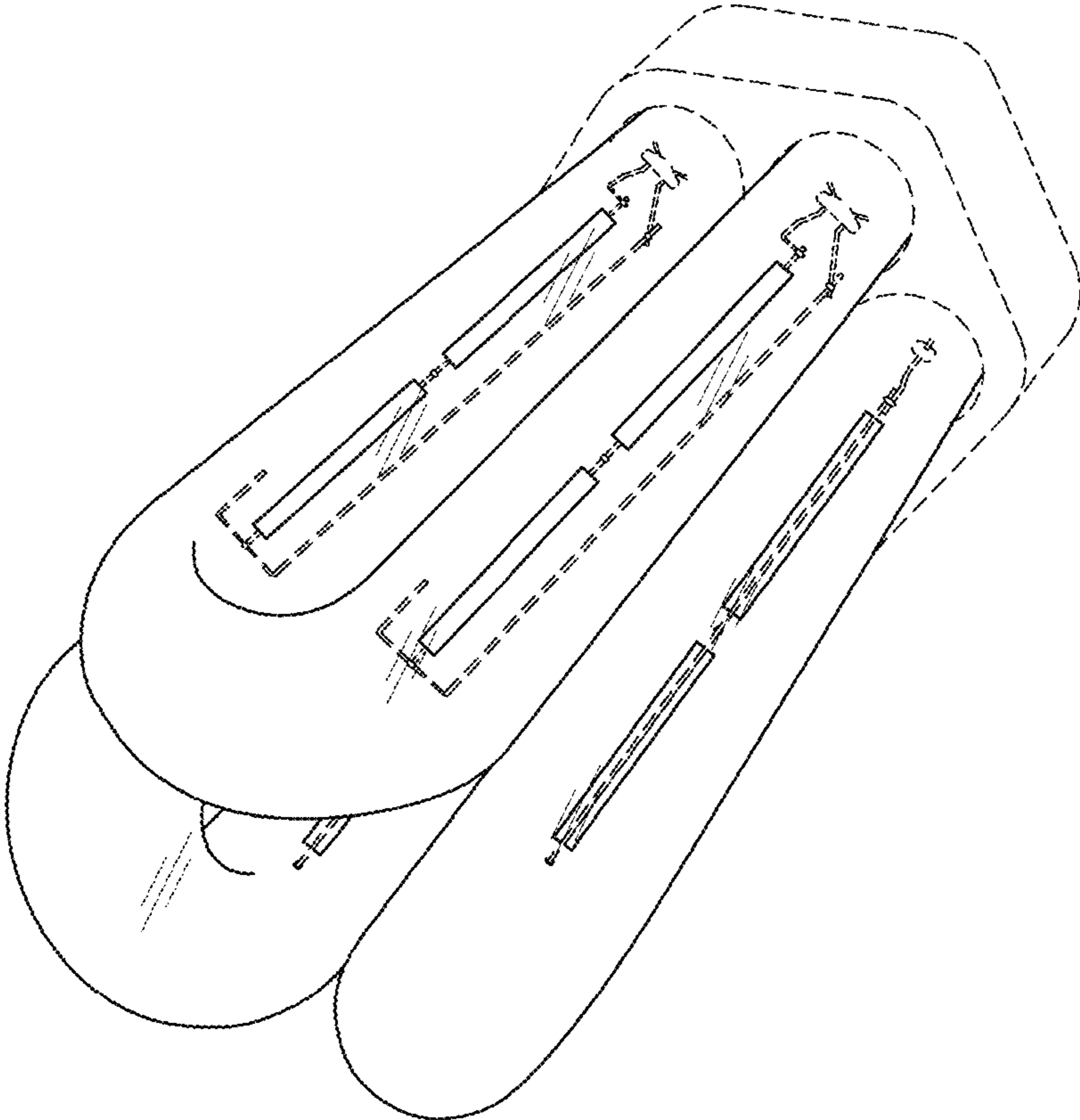


Fig. 6



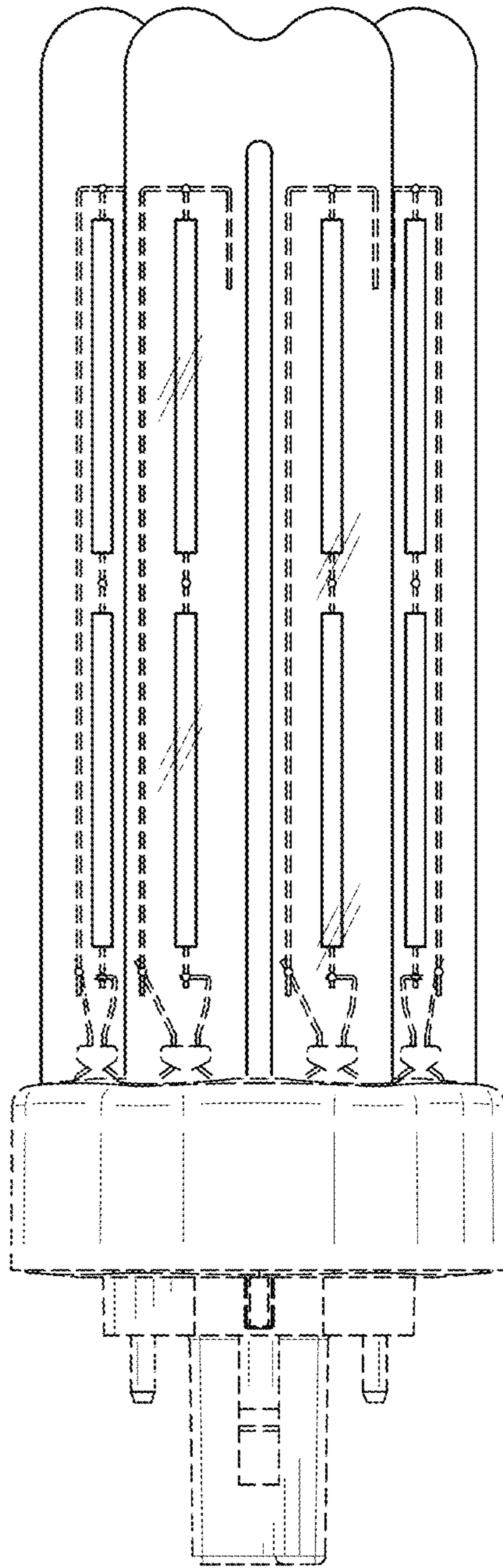


Fig. 7

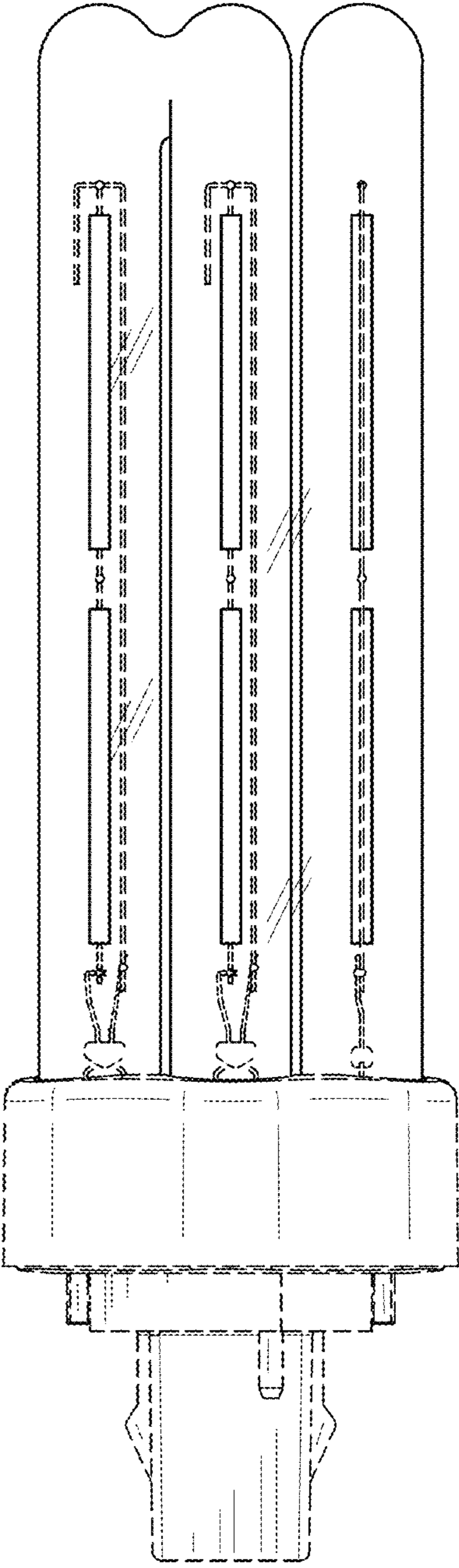


Fig. 8

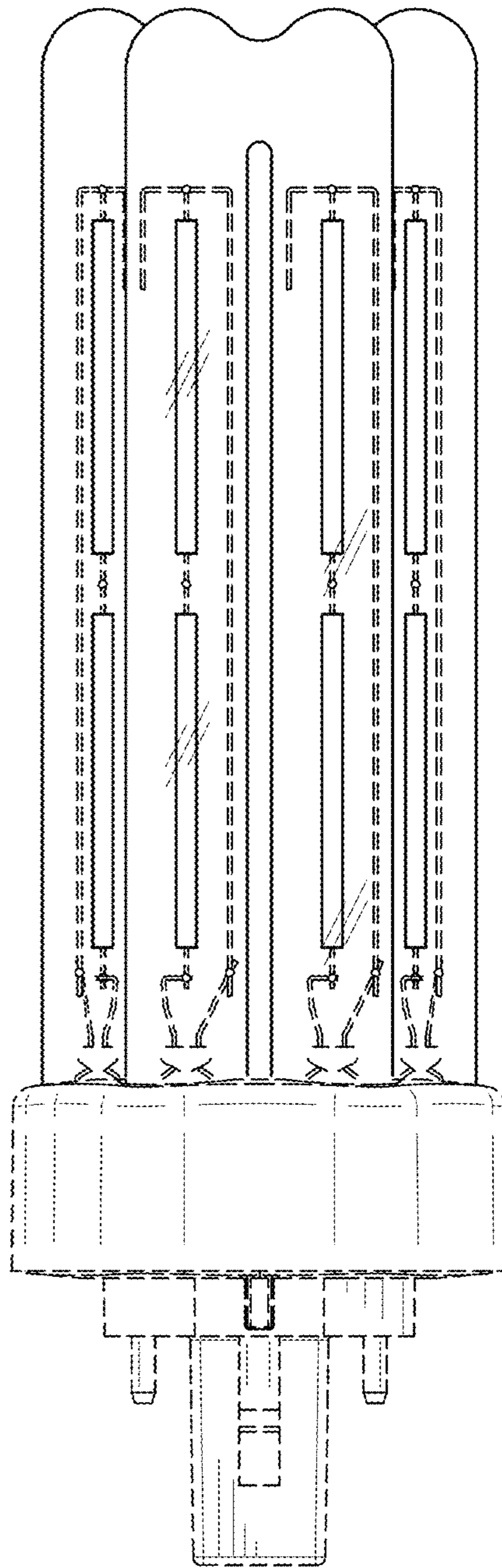


Fig. 9

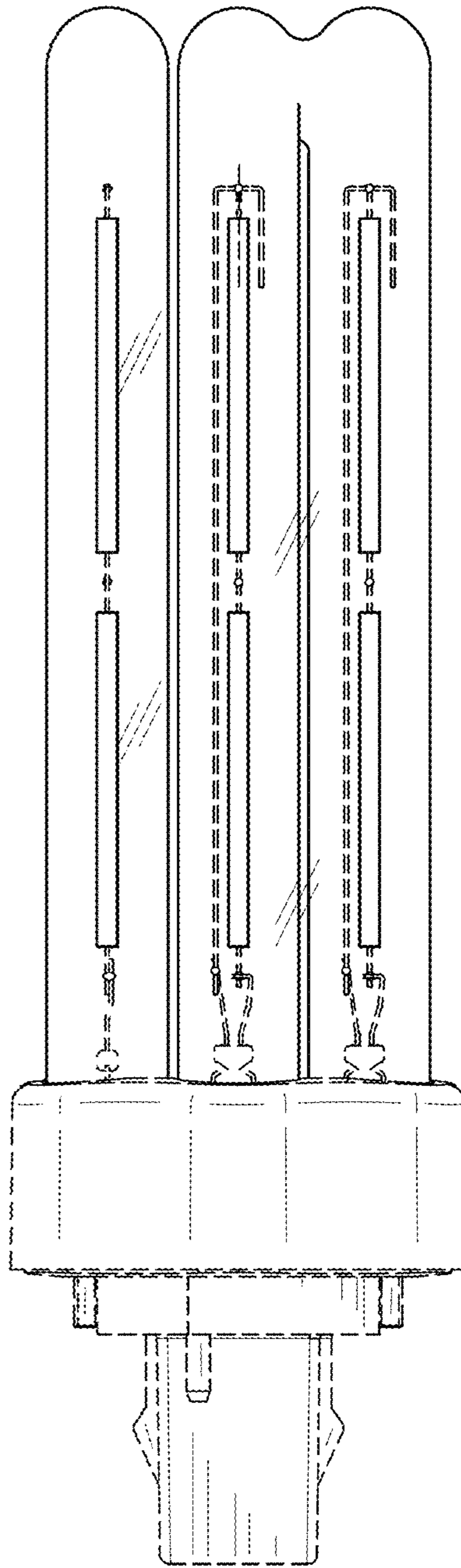


Fig. 10

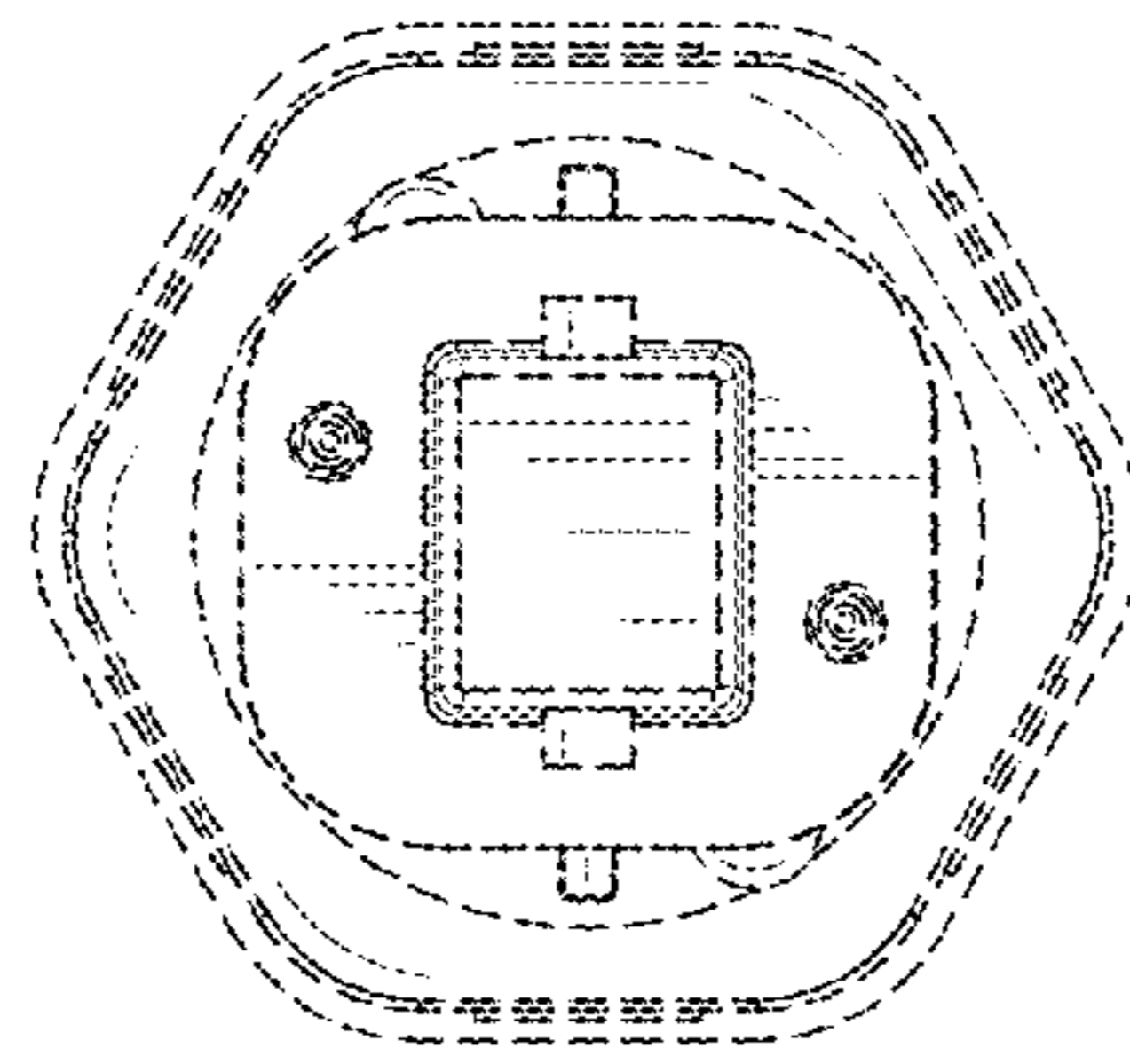


Fig. 11

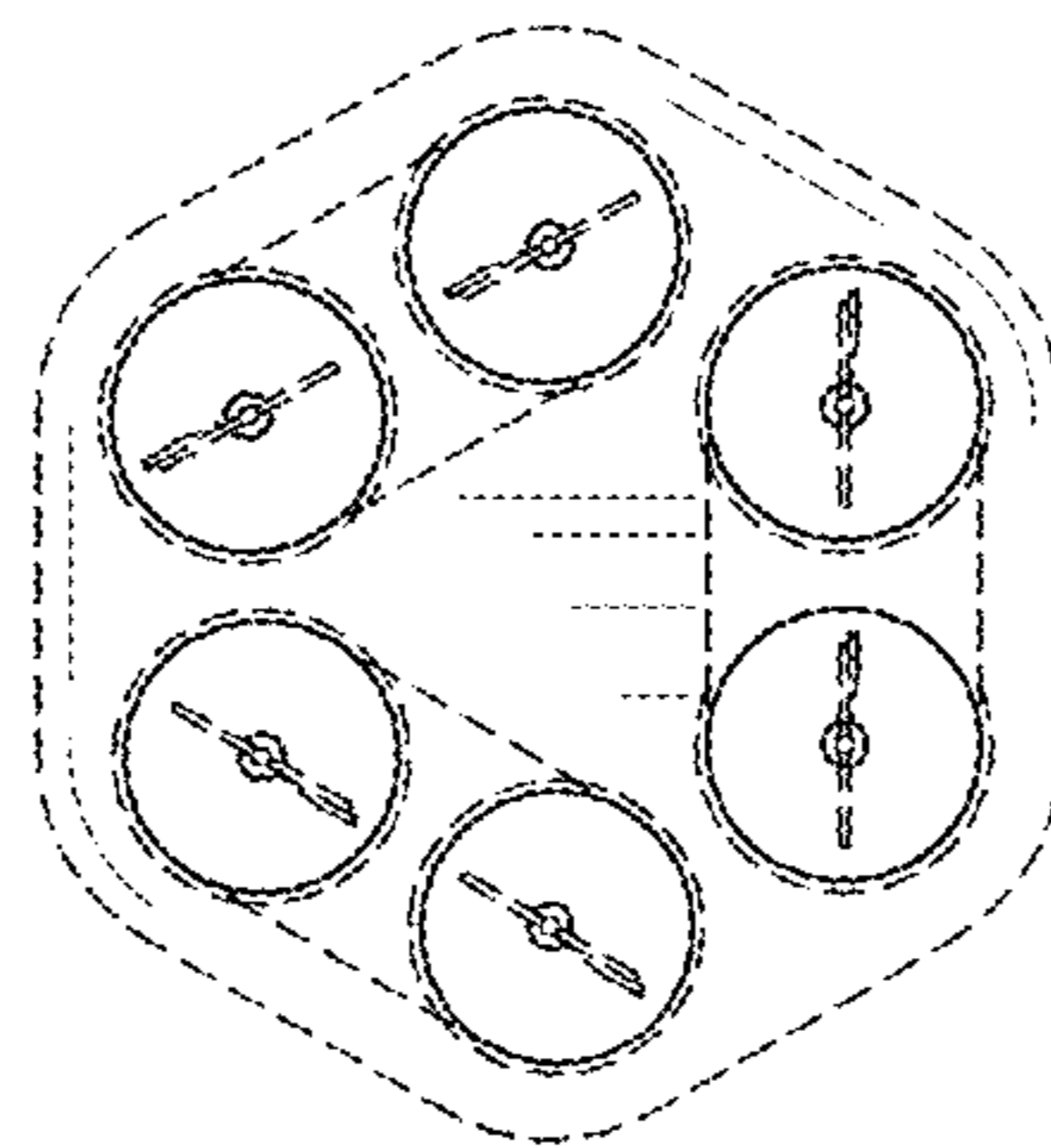


Fig. 12