



US00D789562S

(12) **United States Design Patent**
Waters

(10) **Patent No.:** **US D789,562 S**
(45) **Date of Patent:** **** Jun. 13, 2017**

- (54) **CEILING BAFFLE**
- (71) Applicant: **ARMSTRONG WORLD INDUSTRIES, INC.**, Lancaster, PA (US)
- (72) Inventor: **James R. Waters**, Lancaster, PA (US)
- (73) Assignee: **AWI Licensing LLC**, Wilmington, DE (US)
- (**) Term: **15 Years**
- (21) Appl. No.: **29/543,425**
- (22) Filed: **Oct. 23, 2015**

- 3,969,870 A * 7/1976 Deaton E04B 9/34 362/354
- 4,426,822 A * 1/1984 Gailey E04B 9/366 52/506.06
- 5,687,526 A 11/1997 Benvenuto et al.
- 5,845,454 A 12/1998 Malizia
- 6,054,091 A 4/2000 Miller et al.
- 6,209,151 B1 4/2001 Schwimmer
- 6,209,680 B1 * 4/2001 Perdue E04B 1/86 181/210
- 7,520,643 B2 * 4/2009 Caferro F21V 11/06 362/325
- 7,572,045 B2 * 8/2009 Hoelen G09F 13/18 362/613
- 8,011,157 B2 * 9/2011 Bartley, II E04C 2/423 52/653.1
- 8,122,674 B2 * 2/2012 Bartley E04C 2/425 210/164

(Continued)

Related U.S. Application Data

- (62) Division of application No. 29/466,341, filed on Sep. 6, 2013, now Pat. No. Des. 742,551.
- (51) **LOC (10) Cl.** **25-01**
- (52) **U.S. Cl.**
USPC **D25/138**
- (58) **Field of Classification Search**
USPC D25/42, 138, 139, 140, 141, 143, 144, D25/145, 146, 147, 148, 149, 151, 152, D25/153, 154, 155, 156, 157, 158, 159, D25/160, 161, 162, 163, 142
CPC ... E04B 1/84; E04B 9/00; E04B 9/001; E04B 9/34; E04B 9/36; E04B 9/366; F21V 21/02; F21V 21/104; E04F 13/00
See application file for complete search history.

References Cited

U.S. PATENT DOCUMENTS

- 2,989,154 A * 6/1961 Colby, Jr. E04B 1/24 52/643
- 3,175,656 A * 3/1965 Schoenfeld E04B 9/064 52/506.06

FOREIGN PATENT DOCUMENTS

- EM 001728957-0001 7/2010
- EM 001923491-0002 10/2011

(Continued)

Primary Examiner — Vy Koenig
Assistant Examiner — Kimberly Barnes
 (74) *Attorney, Agent, or Firm* — Craig M. Sterner

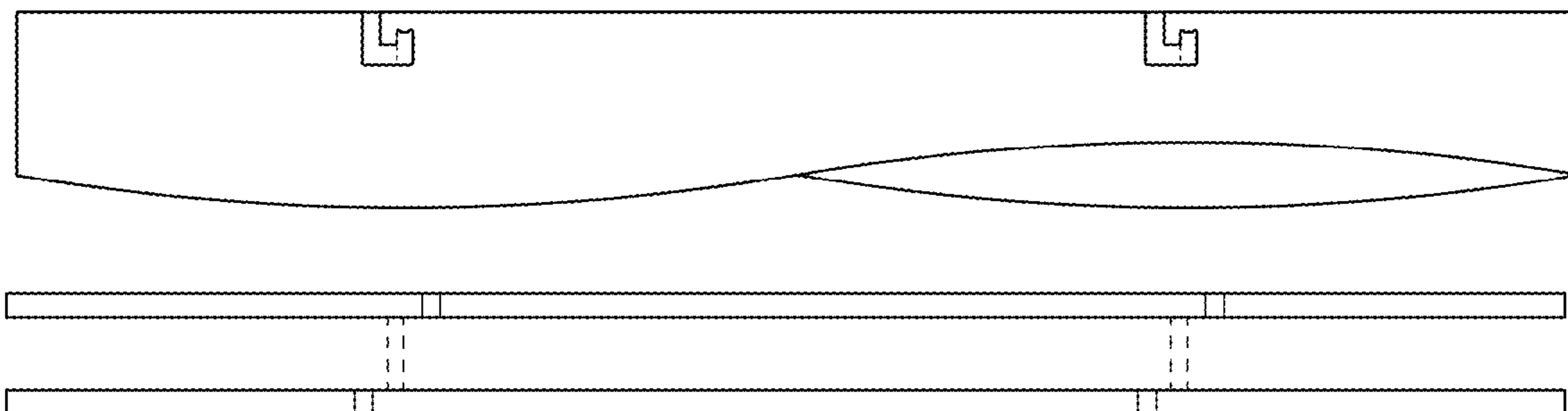
(57) **CLAIM**

The ornamental design for a ceiling baffle, as shown and described.

DESCRIPTION

FIG. 1 is a front elevation view of a ceiling baffle according to the new design;
 FIG. 2 is a rear elevation view thereof;
 FIG. 3 is a top plan view thereof;
 FIG. 4 is a bottom plan view thereof;
 FIG. 5 is a right side elevation view thereof; and,
 FIG. 6 is a left side elevation view thereof.

1 Claim, 4 Drawing Sheets



(56)

References Cited

U.S. PATENT DOCUMENTS

8,336,266	B2	12/2012	Scherrer	
D691,742	S *	10/2013	Damen D25/153
8,607,925	B2 *	12/2013	Gideonse E04B 1/8209 181/210
8,695,296	B2 *	4/2014	Bergman E04B 9/366 248/343
8,733,053	B2 *	5/2014	Kabatsi E04B 2/00 160/131
D729,438	S *	5/2015	Hillstrom D25/103
9,038,344	B2 *	5/2015	Mayer E04B 9/366 52/220.6
9,045,931	B2 *	6/2015	Damen E06B 9/04
9,163,402	B2 *	10/2015	Kabatsi E04B 9/345
D742,551	S *	11/2015	Waters D25/138
9,353,521	B2 *	5/2016	Waters E04B 9/00
2008/0266842	A1 *	10/2008	Skidmore E04B 9/32 362/147
2009/0277117	A1	11/2009	Platt	
2010/0095627	A1	4/2010	Meres et al.	
2012/0074275	A1	3/2012	Chang et al.	

FOREIGN PATENT DOCUMENTS

EM	001923491-0003	10/2011
EP	2546430	1/2013
WO	2010000039	1/2010

* cited by examiner

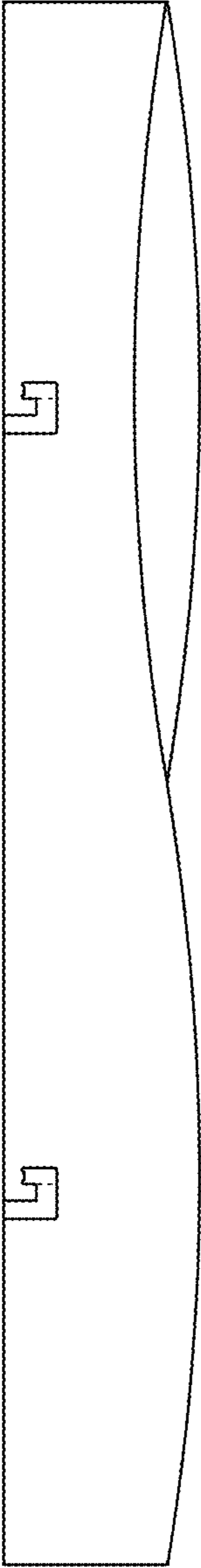


FIG. 1

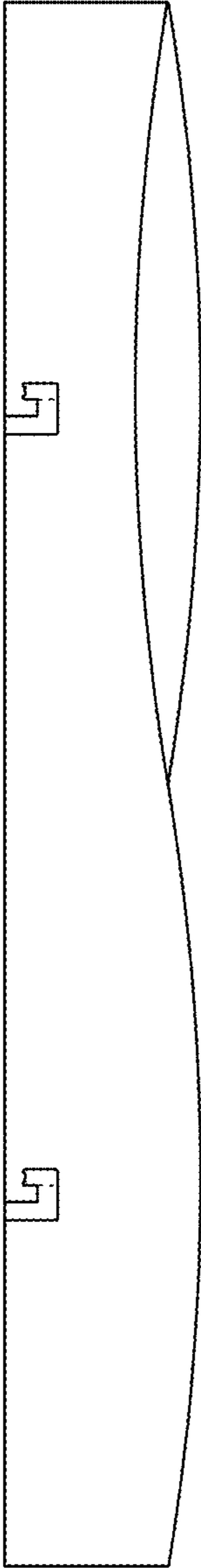


FIG. 2

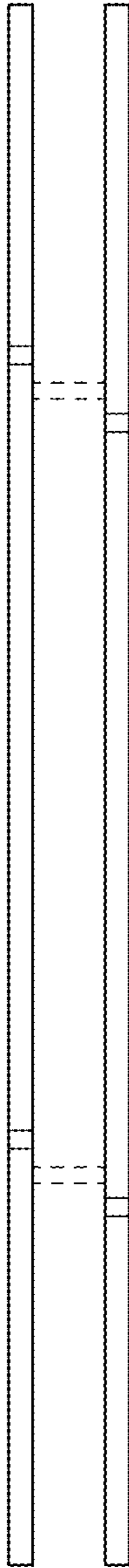


FIG. 3




FIG. 4

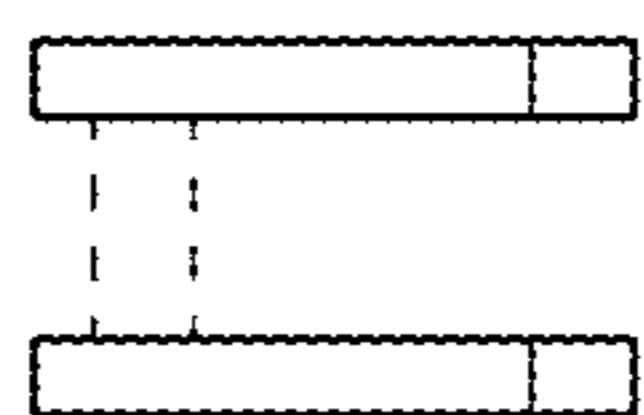


FIG. 5

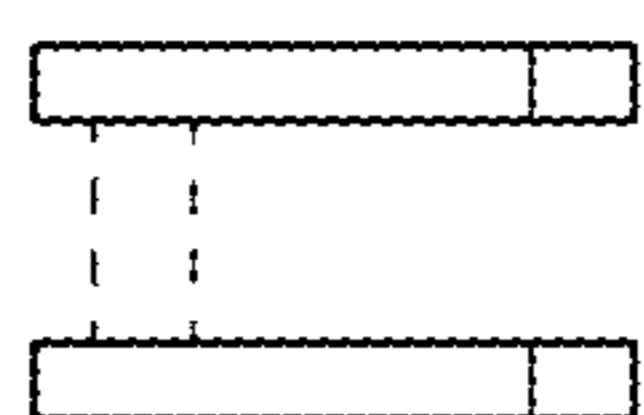


FIG. 6