



US00D789556S

(12) **United States Design Patent**  
**Lundell et al.**

(10) **Patent No.:** **US D789,556 S**  
(45) **Date of Patent:** **\*\* Jun. 13, 2017**

(54) **LANDSCAPING BLOCK**  
(71) Applicants: **Robert John Lundell**, Stillwater, MN (US); **Robert A. MacDonald**, Plymouth, MN (US); **Thomas S. Riccobene**, Albuquerque, NM (US)

5,496,129 A 3/1996 Dube  
D389,926 S \* 1/1998 Barth ..... D25/113  
D425,628 S 5/2000 Barth et al.  
D425,629 S 5/2000 Abbrancati  
6,055,784 A 5/2000 Geiger  
D426,317 S 6/2000 Fifield  
(Continued)

(72) Inventors: **Robert John Lundell**, Stillwater, MN (US); **Robert A. MacDonald**, Plymouth, MN (US); **Thomas S. Riccobene**, Albuquerque, NM (US)

**FOREIGN PATENT DOCUMENTS**

WO D041364-033 \* 11/1997

(73) Assignee: **KEYSTONE RETAINING WALL SYSTEMS LLC**, West Chester, OH (US)

**OTHER PUBLICATIONS**

Home Depot Hardscapes Valestone Inspiration Book, Monaco Paver, pp. 6-7 (2013).

(Continued)

(\*\*) Term: **15 Years**

*Primary Examiner* — Susan Bennett Hattan  
*Assistant Examiner* — Leanne Was-Englehart  
(74) *Attorney, Agent, or Firm* — Popovich, Wiles & O'Connell, P.A.

(21) Appl. No.: **29/533,764**

(22) Filed: **Jul. 22, 2015**

(51) **LOC (10) Cl.** ..... **25-01**

(52) **U.S. Cl.**  
USPC ..... **D25/113**

(58) **Field of Classification Search**  
USPC ..... D25/112-118; 52/102, 606, 608;  
404/34, 37, 38, 39, 41, 42; 446/110, 117  
See application file for complete search history.

(57) **CLAIM**

The ornamental design for a landscaping block, as shown and described.

**DESCRIPTION**

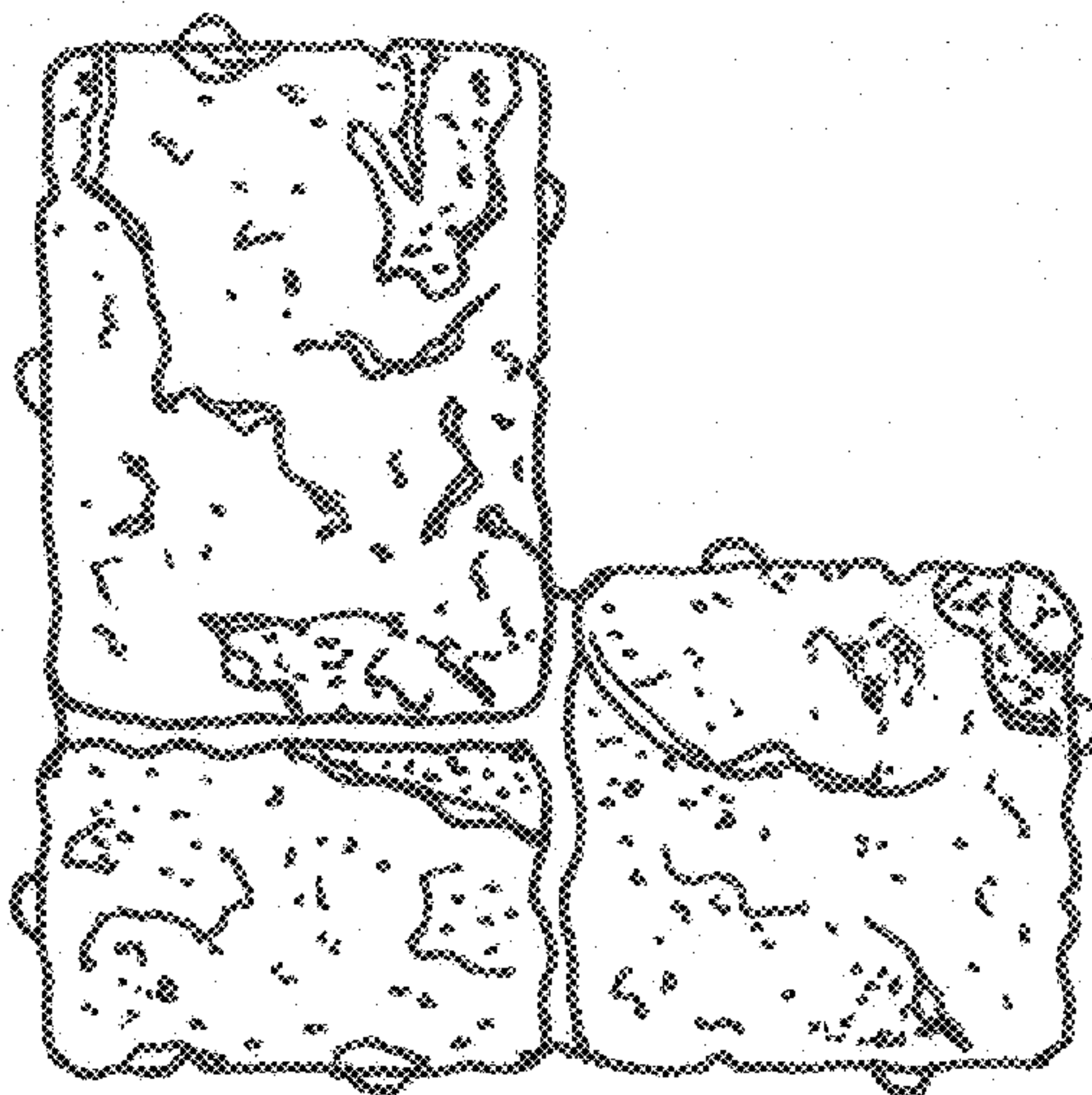
This application is related to U.S. application Ser. No. 29/533,762, filed Jul. 22, 2015, entitled "Landscaping Block" and to U.S. application Ser. No. 29/533,763, filed Jul. 22, 2015, entitled "Landscaping Block", the contents of both of which are hereby incorporated by reference herein. FIG. 1 is a top plan view of a landscaping block; FIG. 2 is a front side elevational view thereof; FIG. 3 is a right side elevational view thereof; FIG. 4 is a rear side elevational view thereof; FIG. 5 is a left side elevational view thereof; and, FIG. 6 is a bottom plan view thereof.

**1 Claim, 1 Drawing Sheet**

(56) **References Cited**

**U.S. PATENT DOCUMENTS**

1,186,673 A 6/1916 Mallet  
1,694,665 A 2/1927 Parker  
1,794,572 A 3/1931 Wyatt  
3,873,225 A 3/1975 Jakobsen et al.  
4,583,341 A 4/1986 Barth et al.  
D317,208 S 5/1991 Scheiwiller  
5,054,957 A 10/1991 Johnson, II  
5,173,003 A 12/1992 Hair  
5,251,997 A 10/1993 Brock  
D365,643 S 12/1995 Wilhelm



(56)

References Cited

U.S. PATENT DOCUMENTS

D426,648 S 6/2000 Ogawa et al.  
 D434,857 S 12/2000 Scheiwiller  
 6,263,633 B1 7/2001 Hagenah  
 D485,370 S \* 1/2004 Schmitz ..... D25/113  
 D498,543 S 11/2004 Schmitz et al.  
 6,857,244 B2 2/2005 Schmitz  
 6,863,469 B2 3/2005 Bolduc et al.  
 D505,733 S 5/2005 Castonguay et al.  
 6,942,420 B1 9/2005 Drost et al.  
 6,988,847 B2 1/2006 Lazar  
 D521,592 S 5/2006 Von Langsdorff  
 7,220,078 B2 5/2007 Drost et al.  
 D547,882 S 7/2007 Metten  
 7,575,392 B2 8/2009 Hagenah  
 D604,431 S \* 11/2009 Thomassen ..... D25/113  
 D634,859 S 3/2011 Barkman  
 D639,454 S \* 6/2011 Thomassen ..... E01C 5/06  
 D25/113

D656,625 S 3/2012 MacDonald et al.  
 D663,439 S 7/2012 Edwards  
 D663,859 S \* 7/2012 Thomassen ..... D25/113  
 D664,266 S \* 7/2012 Thomassen ..... D25/113  
 D664,677 S 7/2012 Riccobene  
 D674,115 S 1/2013 Merriam  
 D674,118 S 1/2013 MacDonald et al.  
 8,425,146 B2 4/2013 Merriam  
 D689,624 S \* 9/2013 Pacitto ..... D25/113  
 D693,482 S 11/2013 Merriam  
 D701,619 S \* 3/2014 Pacitto ..... D25/113  
 9,315,950 B2 4/2016 Browning et al.  
 D762,882 S \* 8/2016 von Langsdorff ..... D25/152  
 2014/0112715 A1 4/2014 Browning et al.

OTHER PUBLICATIONS

U.S. Appl. No. 29/533,762 (18 pages).  
 U.S. Appl. No. 29/533,763 (7 pages).

\* cited by examiner

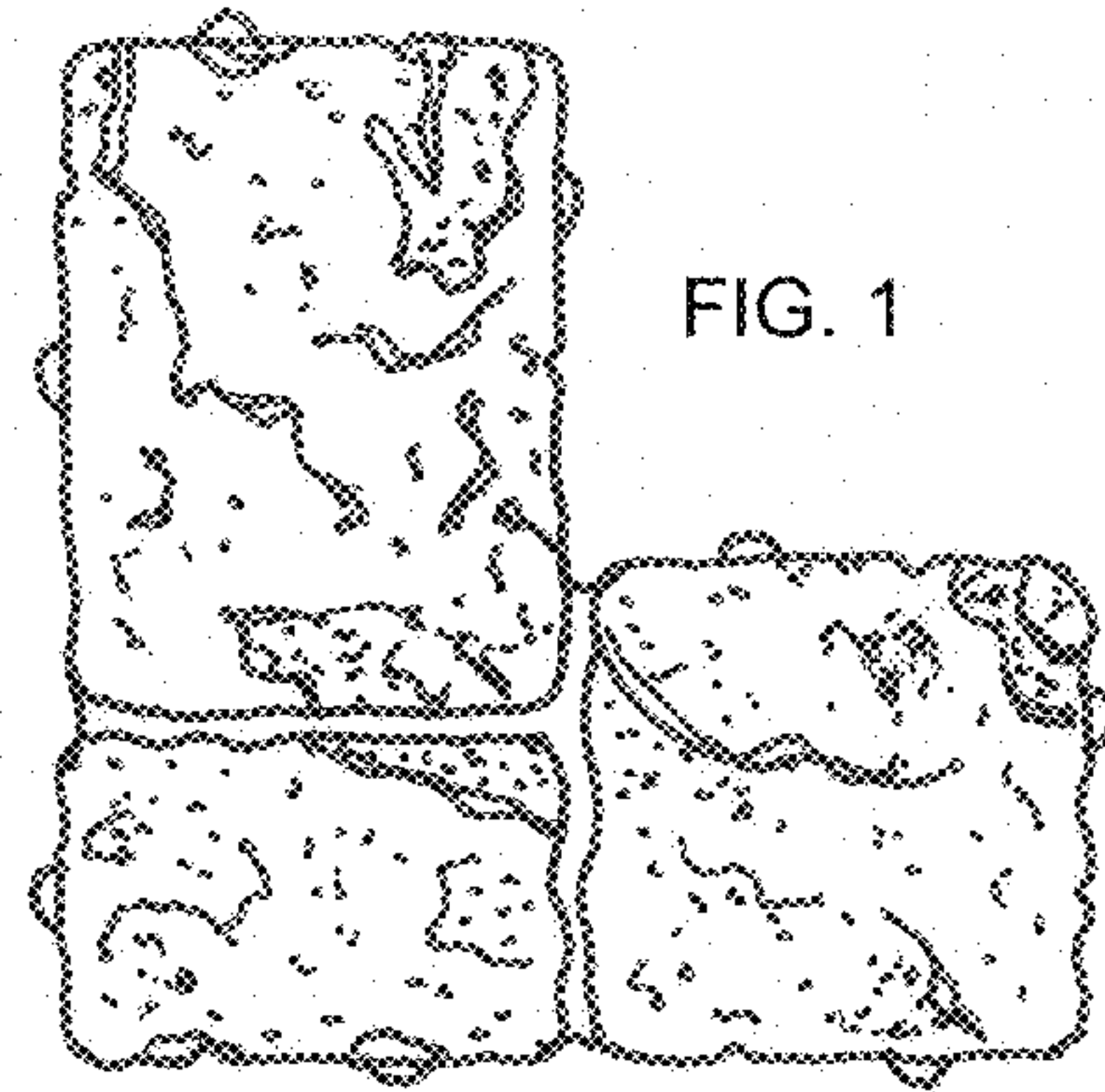


FIG. 1



FIG. 2



FIG. 3



FIG. 4



FIG. 5

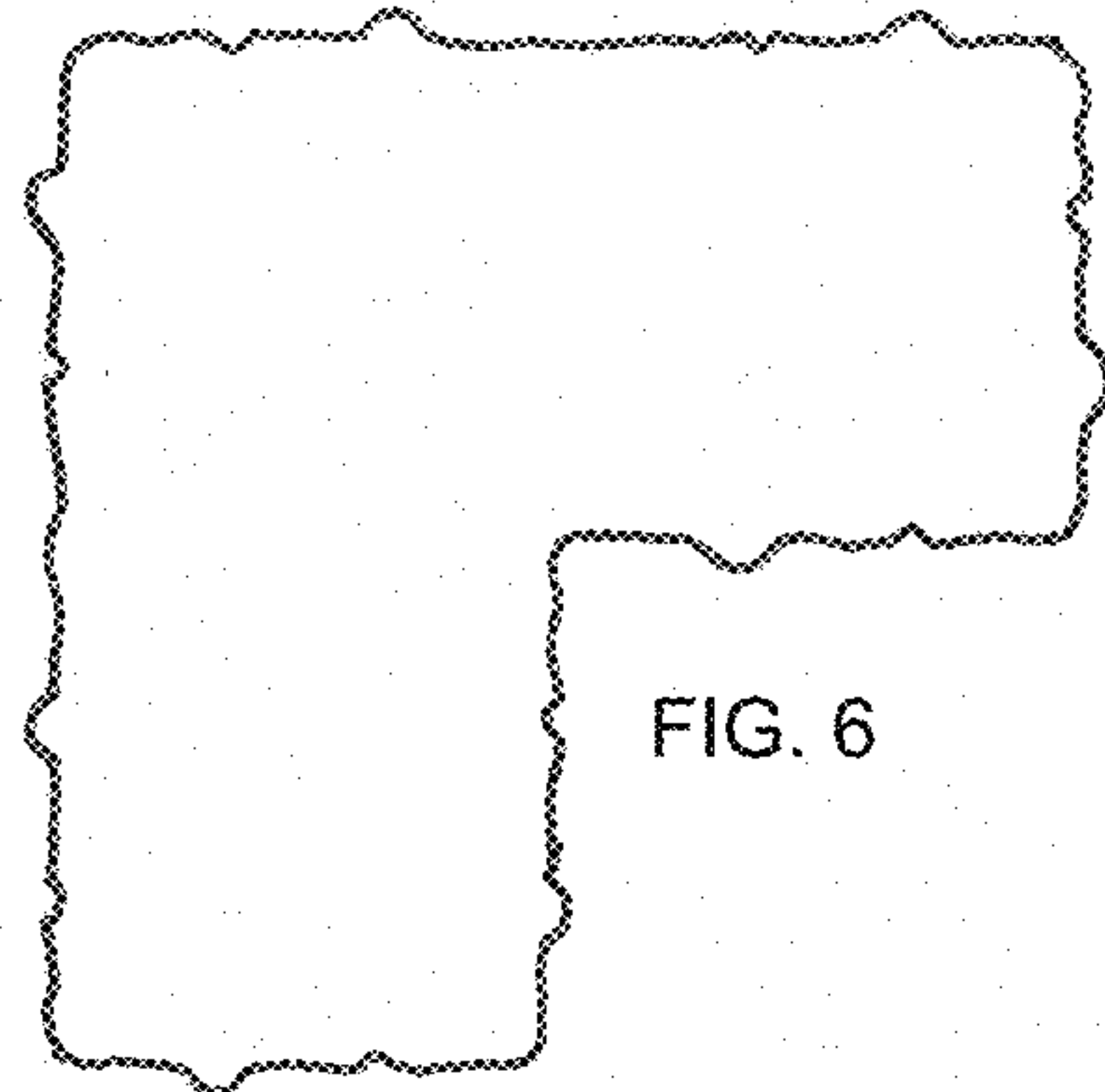


FIG. 6