



US00D789543S

(12) **United States Design Patent**
Gomez

(10) **Patent No.:** **US D789,543 S**

(45) **Date of Patent:** **** *Jun. 13, 2017**

- (54) **INSERT FOR ARM TUCKING DEVICE**
- (71) Applicant: **David Julian Gomez**, Holly Springs, NC (US)
- (72) Inventor: **David Julian Gomez**, Holly Springs, NC (US)
- (*) Notice: This patent is subject to a terminal disclaimer.
- (**) Term: **15 Years**
- (21) Appl. No.: **29/551,386**
- (22) Filed: **Jan. 13, 2016**
- (51) **LOC (10) Cl.** **24-01**
- (52) **U.S. Cl.**
USPC **D24/184**
- (58) **Field of Classification Search**
USPC D24/183-184, 188, 190, 192, 185, 165; 248/118.1, 118.5, 276.1, 118, 118.3, 371, 248/279.1; 5/621, 606, 648; 601/33; 602/20, 62; 128/845, 877-879; D6/601, D6/366, 716.2; D14/452, 460
CPC A47B 21/0371; A47C 20/023; A47C 1/03; A61G 7/075; A61G 13/12; A61G 5/10; A61G 13/1235; A61G 13/0072; A61G 13/0045; A61G 13/124; A61H 1/0259; A61H 1/0218; A61F 5/0118; A61F 5/0123; A61F 5/0111; A61M 5/52; A61B 6/0421
See application file for complete search history.

- (56) **References Cited**
U.S. PATENT DOCUMENTS
4,069,995 A * 1/1978 Miller A47C 1/03 248/118.1
4,913,393 A * 4/1990 Wood A61G 5/10 248/118
D318,589 S * 7/1991 Szadkowski D6/716.2

- D331,921 S * 12/1992 Gutke D14/452
- 5,405,109 A * 4/1995 Nordnes A47B 21/0371 248/118.3
- D375,163 S * 10/1996 Lipson D24/183
- D377,125 S * 1/1997 Adamsson D6/716.2
- 6,101,650 A * 8/2000 Omdal A61G 13/1235 128/878
- D438,725 S * 3/2001 Takahashi D6/716.2
- 6,454,224 B1 * 9/2002 Nogueira A47B 21/0371 248/118
- D479,719 S * 9/2003 Kerscher D14/460
- 6,626,408 B1 * 9/2003 Lorbiecki A61B 6/0421 248/279.1
- 6,663,055 B2 * 12/2003 Boucher A61G 13/0072 248/276.1
- D518,894 S * 4/2006 Kirn D24/184
- 7,322,060 B2 * 1/2008 Kirn A61G 13/12 5/623
- D606,345 S * 12/2009 Tsai D6/366
- D608,446 S * 1/2010 Shibata D24/165
- 7,832,035 B2 * 11/2010 Walczyk A61G 13/12 5/624

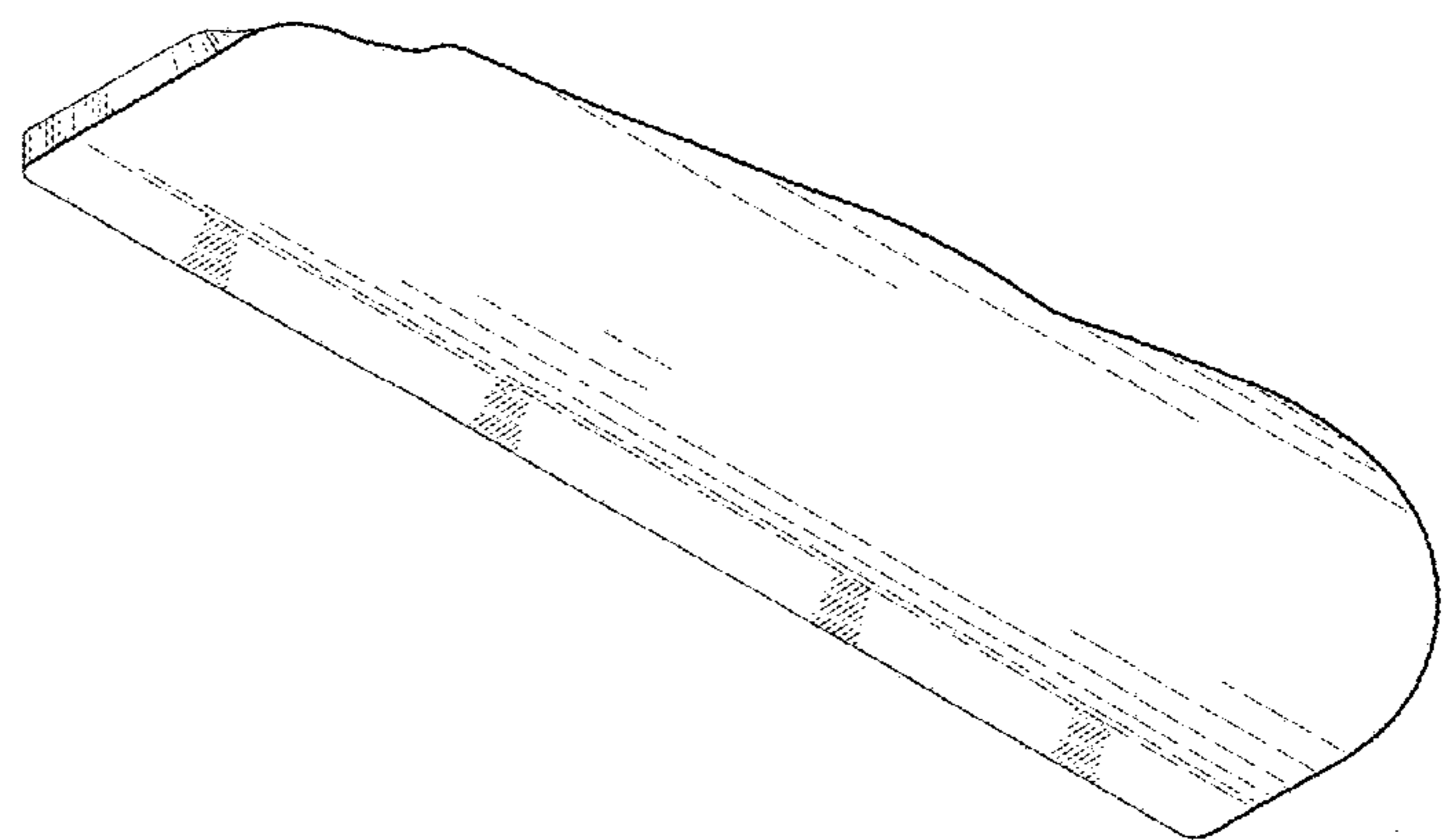
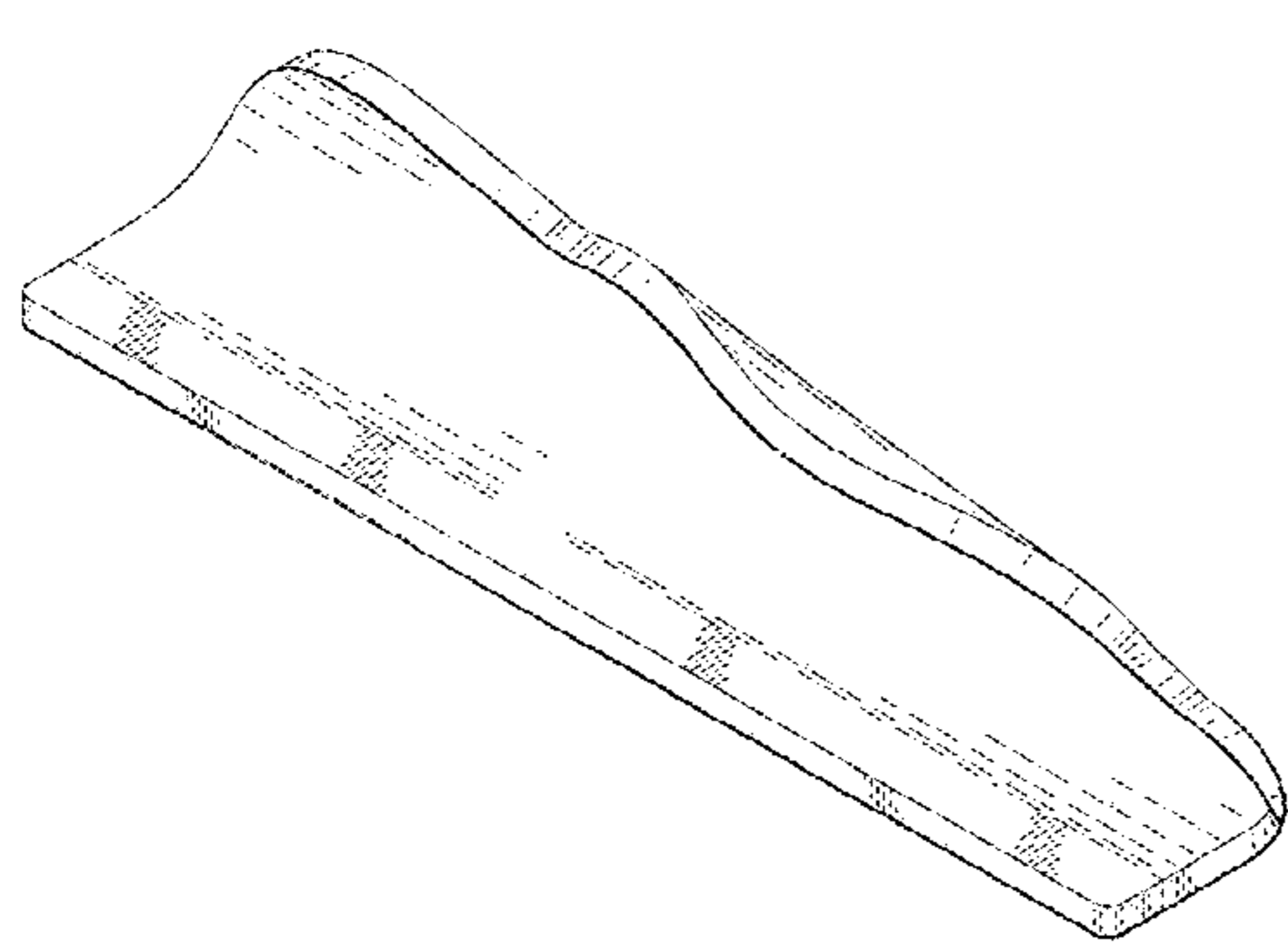
(Continued)

Primary Examiner — Ian Simmons
Assistant Examiner — Mark Cavanna
 (74) *Attorney, Agent, or Firm* — Phillips Lytle LLP;
 David L. Principe

(57) **CLAIM**
 The ornamental design for an insert for an arm tucking device, as shown and described.

DESCRIPTION
 FIG. 1 is a top perspective view of the insert for an arm tucking device showing my new design;
 FIG. 2 is a bottom perspective view thereof;
 FIG. 3 is a front elevational view thereof;
 FIG. 4 is a right side elevational view thereof;
 FIG. 5 is a rear elevational view thereof;
 FIG. 6 is a left side elevational view thereof;
 FIG. 7 is a top plan view thereof; and,
 FIG. 8 is a bottom plan view thereof.

1 Claim, 5 Drawing Sheets



(56)

References Cited

U.S. PATENT DOCUMENTS

D647,207 S * 10/2011 Buck D24/185
D698,030 S * 1/2014 Crisco D24/183
D702,841 S * 4/2014 Wyrozub D24/184
8,875,329 B2 * 11/2014 Gomez A61G 13/1235
128/845
D728,798 S * 5/2015 Moon D24/184
D745,171 S * 12/2015 Gomez D24/184
2001/0022334 A1 * 9/2001 Iwata A47B 21/0314
248/371
2004/0123389 A1 * 7/2004 Boucher A61G 13/0045
5/621
2008/0236599 A1 * 10/2008 Earle A61G 13/12
128/878
2014/0250601 A1 * 9/2014 Gomez A61G 13/1235
5/623
2015/0101619 A1 * 4/2015 Lassetter A61G 13/124
128/879

* cited by examiner

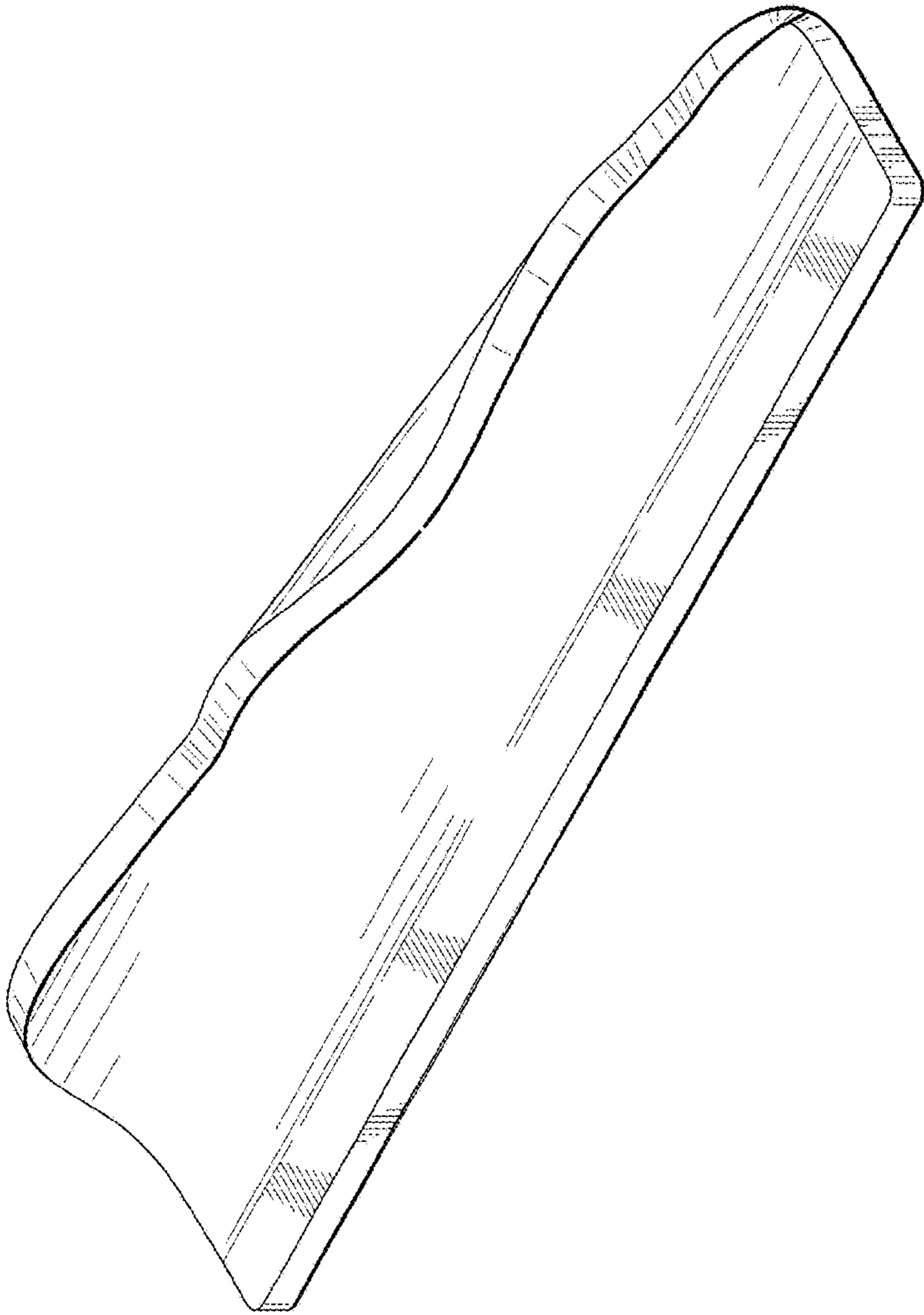


FIG. 1

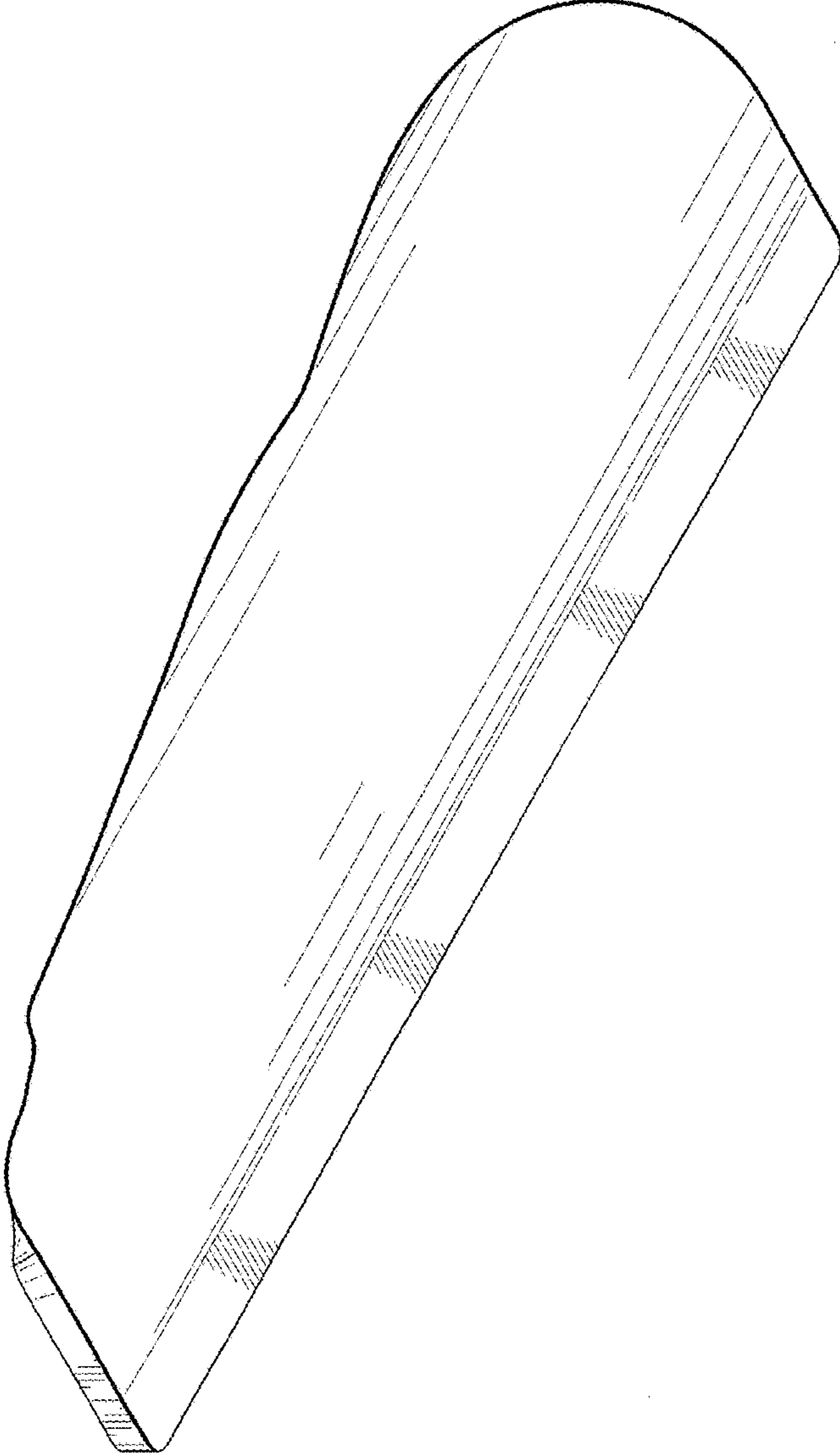


FIG. 2

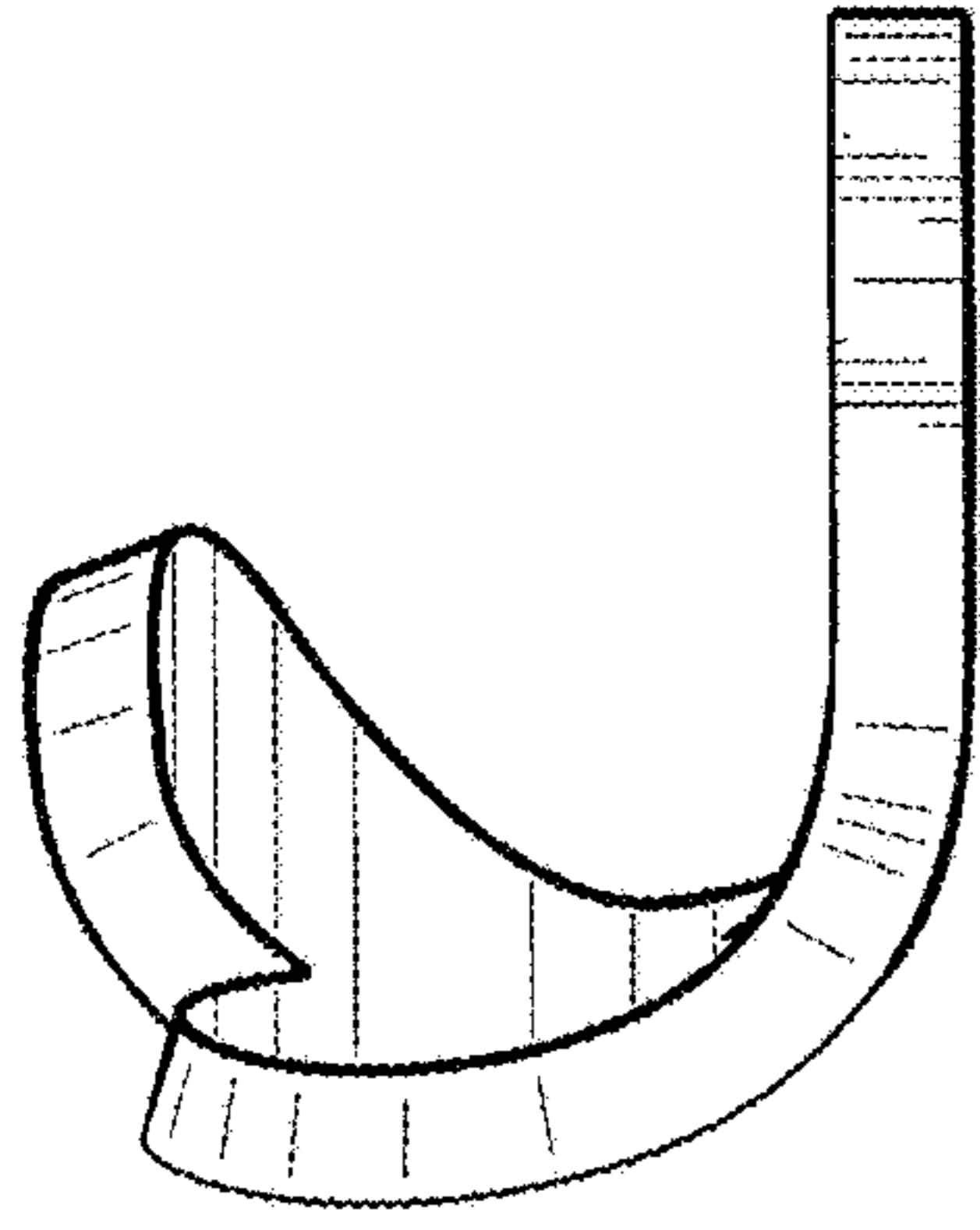


FIG. 5

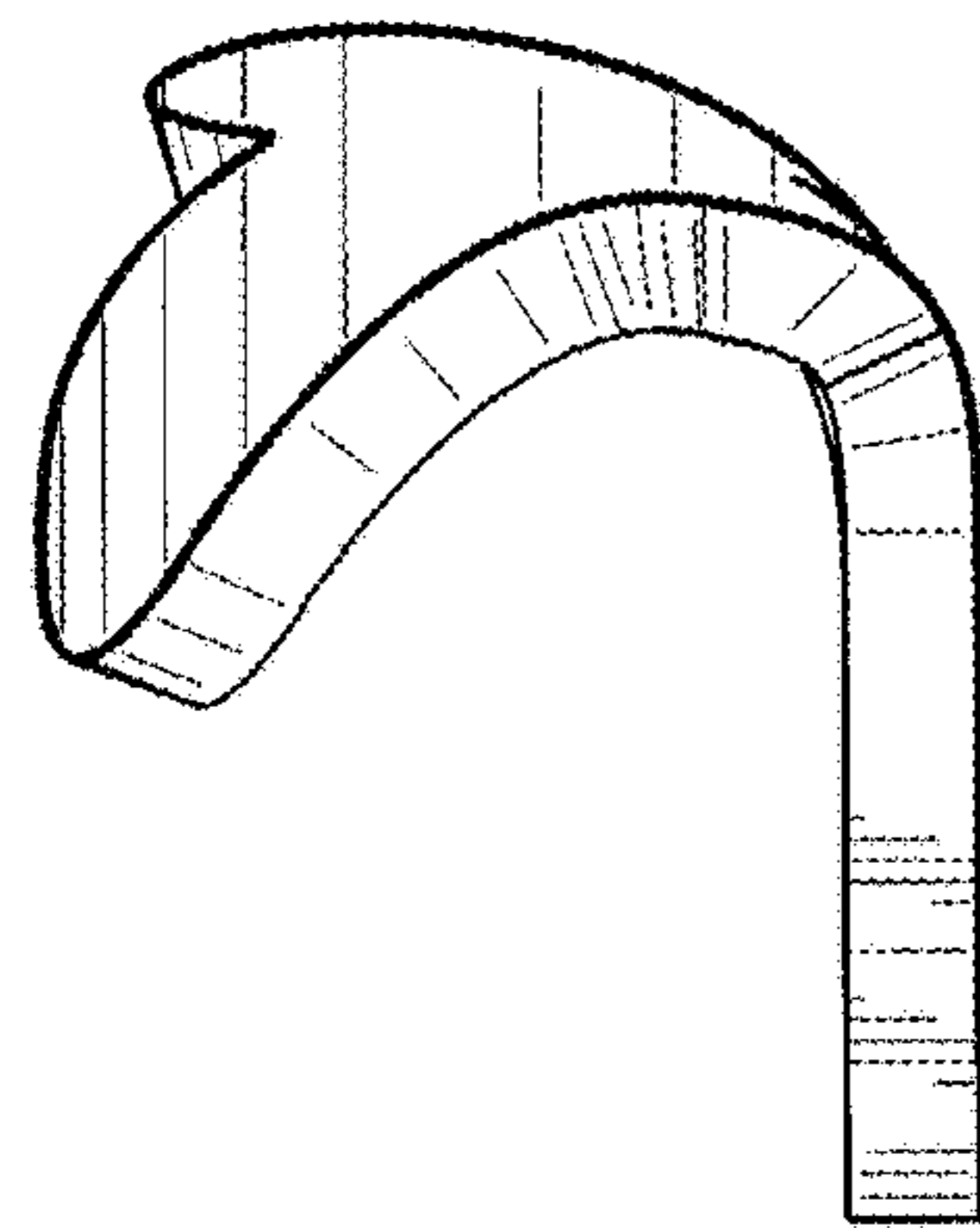


FIG. 3

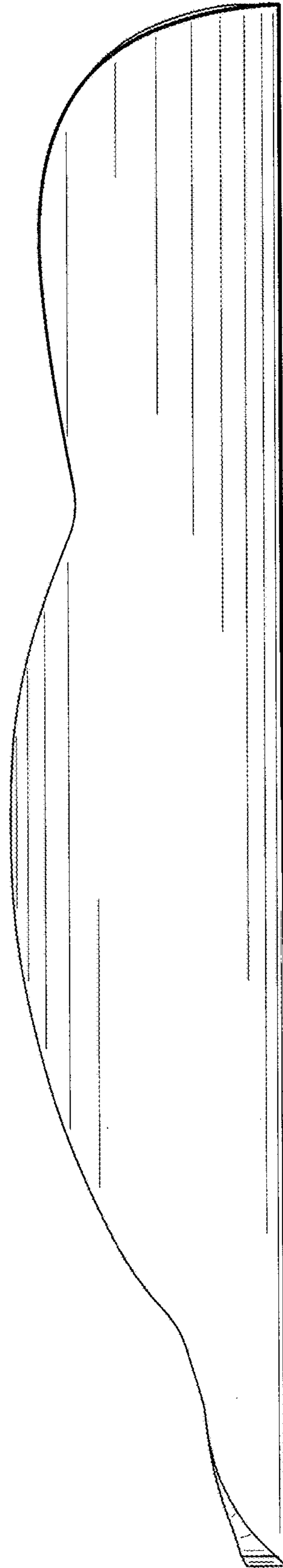


FIG. 4

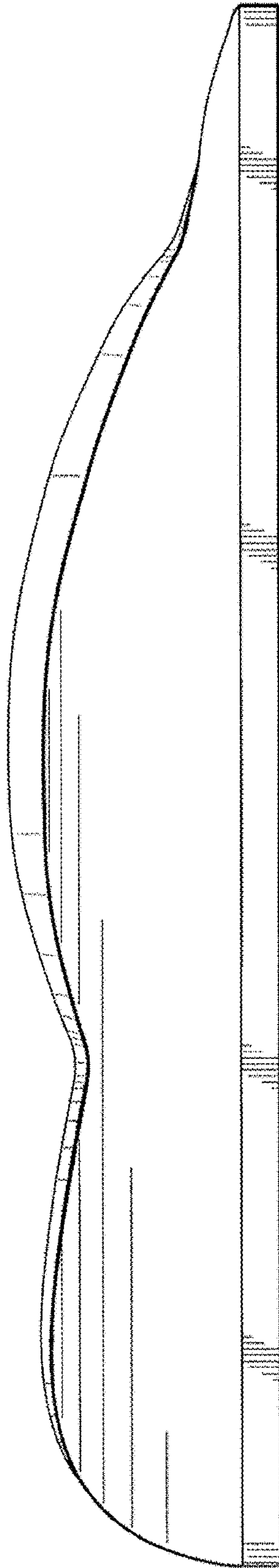


FIG. 6

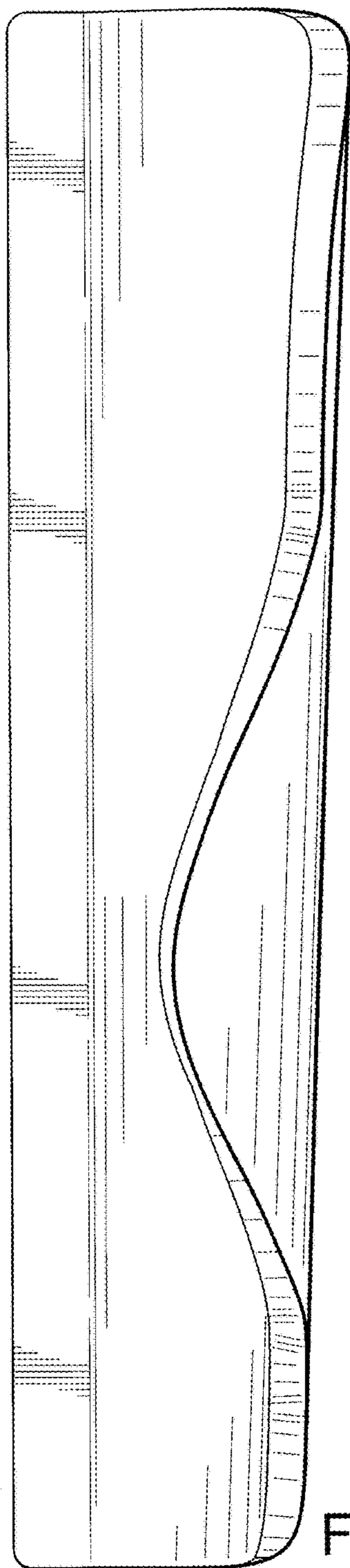


FIG. 7




FIG. 8