



US00D789502S

(12) **United States Design Patent** (10) **Patent No.:** **US D789,502 S**  
**Cartwright et al.** (45) **Date of Patent:** **\*\* Jun. 13, 2017**

(54) **HUMIDIFIER**

(56) **References Cited**

(71) Applicant: **VORNADO AIR LLC**, Andover, KS  
(US)

U.S. PATENT DOCUMENTS

(72) Inventors: **Brian M. Cartwright**, Wichita, KS  
(US); **Glen W. Ediger**, North Newton,  
KS (US); **Timothy Holub**, Cheney, KS  
(US); **Gary P. Israel**, Andover, KS  
(US); **Gregory Pease**, Andover, KS  
(US); **Joshua S. Weed**, Wichita, KS  
(US)

D349,566 S *	8/1994	O'Grady	.....	D23/356
D388,511 S *	12/1997	Jane'	.....	D23/356
D395,491 S *	6/1998	Jane'	.....	D23/356
D401,316 S *	11/1998	Allen	.....	D23/356
D402,021 S *	12/1998	Allen	.....	D23/356
D408,511 S *	4/1999	Allen	.....	D23/356
6,019,355 A *	2/2000	Birdsell	.....	F24F 1/04 261/142
D430,656 S *	9/2000	Farrage	.....	D23/356
D438,295 S *	2/2001	Krauss	.....	D23/356
6,874,771 B2 *	4/2005	Birdsell	.....	F24F 6/10 261/131
7,754,157 B2 *	7/2010	Tomioka	.....	A61L 9/22 210/295
D635,233 S *	3/2011	Nelson	.....	D23/365
D664,247 S *	7/2012	Paterson	.....	D23/364

(73) Assignee: **VORNADO AIR LLC**, Andover, KS  
(US)

(\*\*) Term: **15 Years**

\* cited by examiner

(21) Appl. No.: **29/547,994**

*Primary Examiner* — David Muller

(22) Filed: **Dec. 9, 2015**

(74) *Attorney, Agent, or Firm* — Milligan PC LLO

(51) **LOC (10) Cl.** ..... **23-04**

(57) **CLAIM**

(52) **U.S. Cl.**  
USPC ..... **D23/356**

The ornamental design for a humidifier, as shown and described.

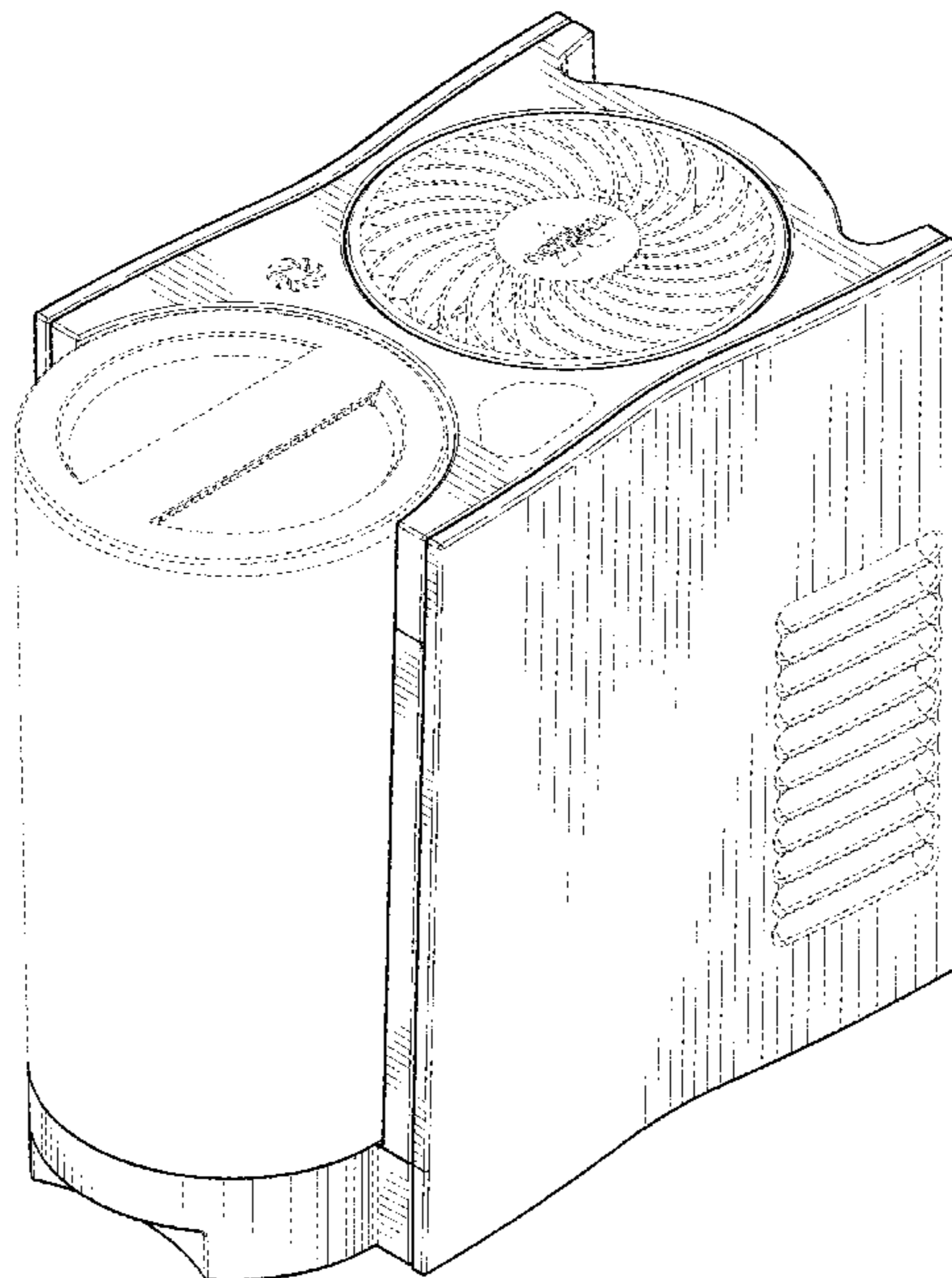
(58) **Field of Classification Search**  
USPC ..... D23/355-366, 352, 369, 332, 333, 335,  
D23/336, 342, 351; 422/120, 122;  
55/356, 473, 504; 96/97; 261/DIG. 17,  
261/DIG. 65, DIG. 88, DIG. 31  
CPC .. A61L 9/16; A61L 9/22; B01D 47/00; B01D  
47/027; B01D 2221/02; B01D 2259/4508;  
B03C 3/155; B03C 3/368; F24F 3/16;  
F24F 13/20; F24F 13/28; F24F  
2001/0096; F24F 3/1405; F24F 3/1603;  
F24F 13/222

**DESCRIPTION**

FIG. 1 is a front, right, top perspective view of the humidifier;  
FIG. 2 is a left side elevation view thereof;  
FIG. 3 is a right side elevation view thereof;  
FIG. 4 is rear elevation view thereof;  
FIG. 5 is a front elevation view thereof;  
FIG. 6 is a top plan view thereof; and,  
FIG. 7 is bottom plan view thereof.

See application file for complete search history.

**1 Claim, 5 Drawing Sheets**






FIG. 1

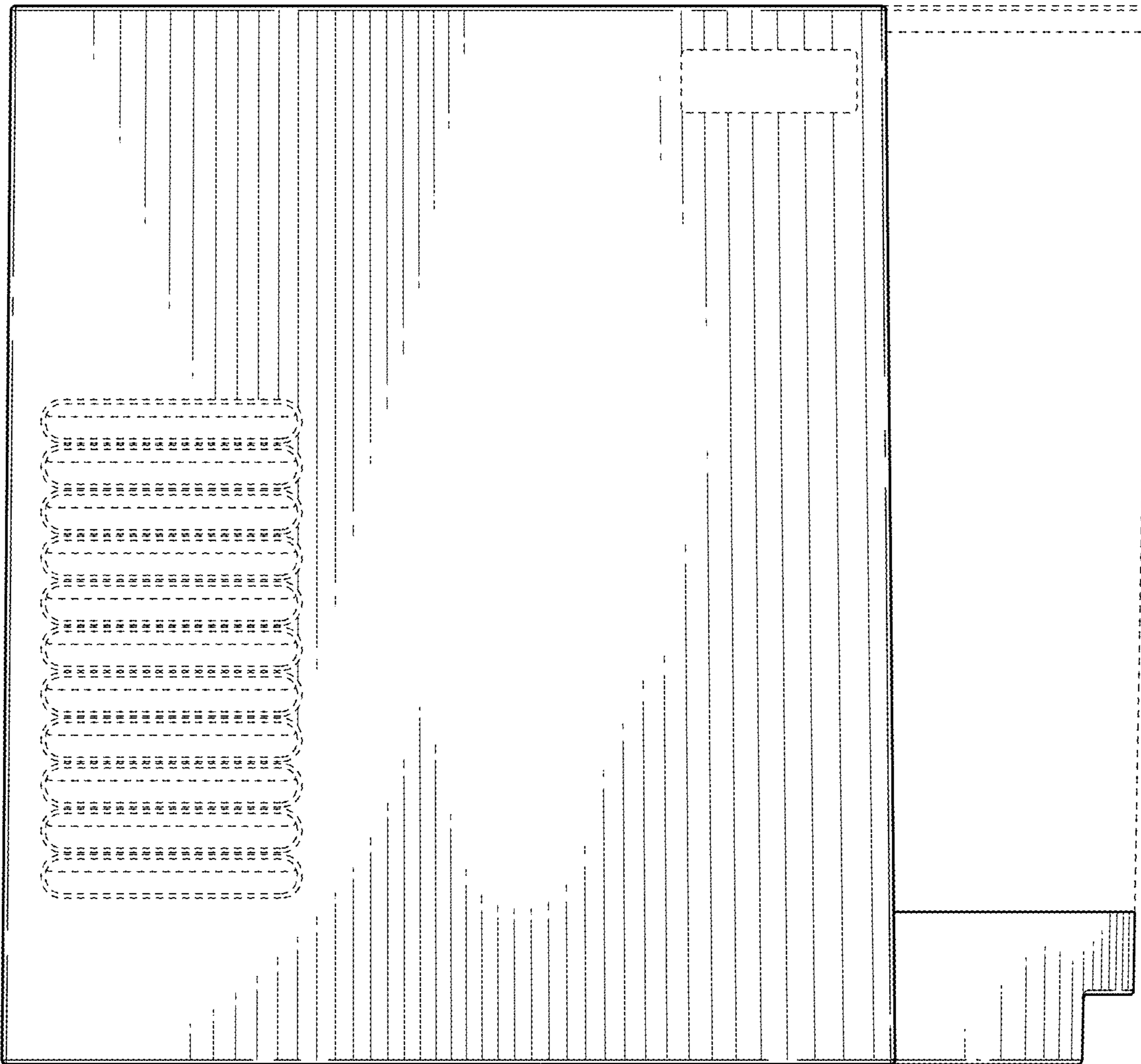


FIG. 2

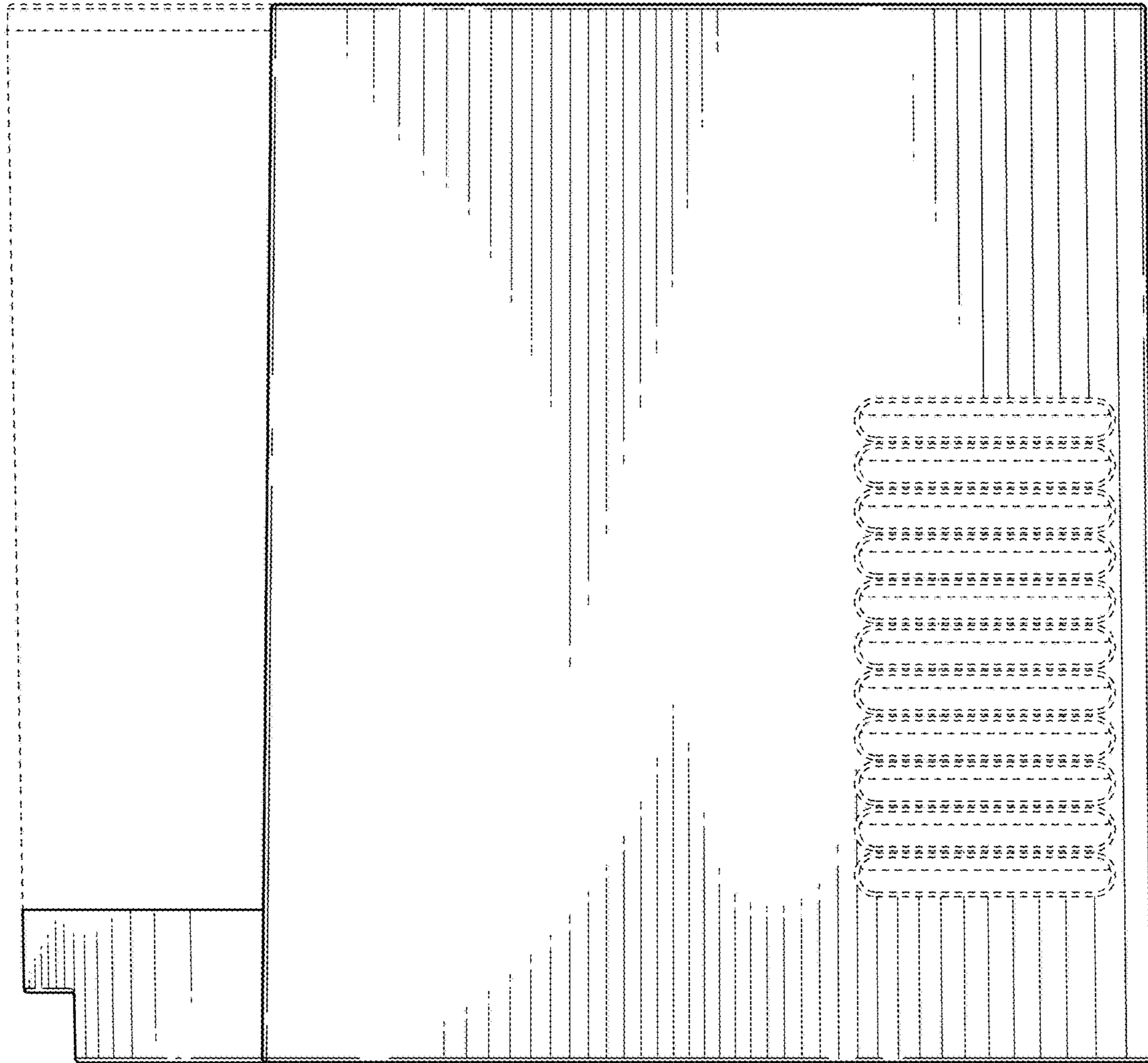


FIG. 3

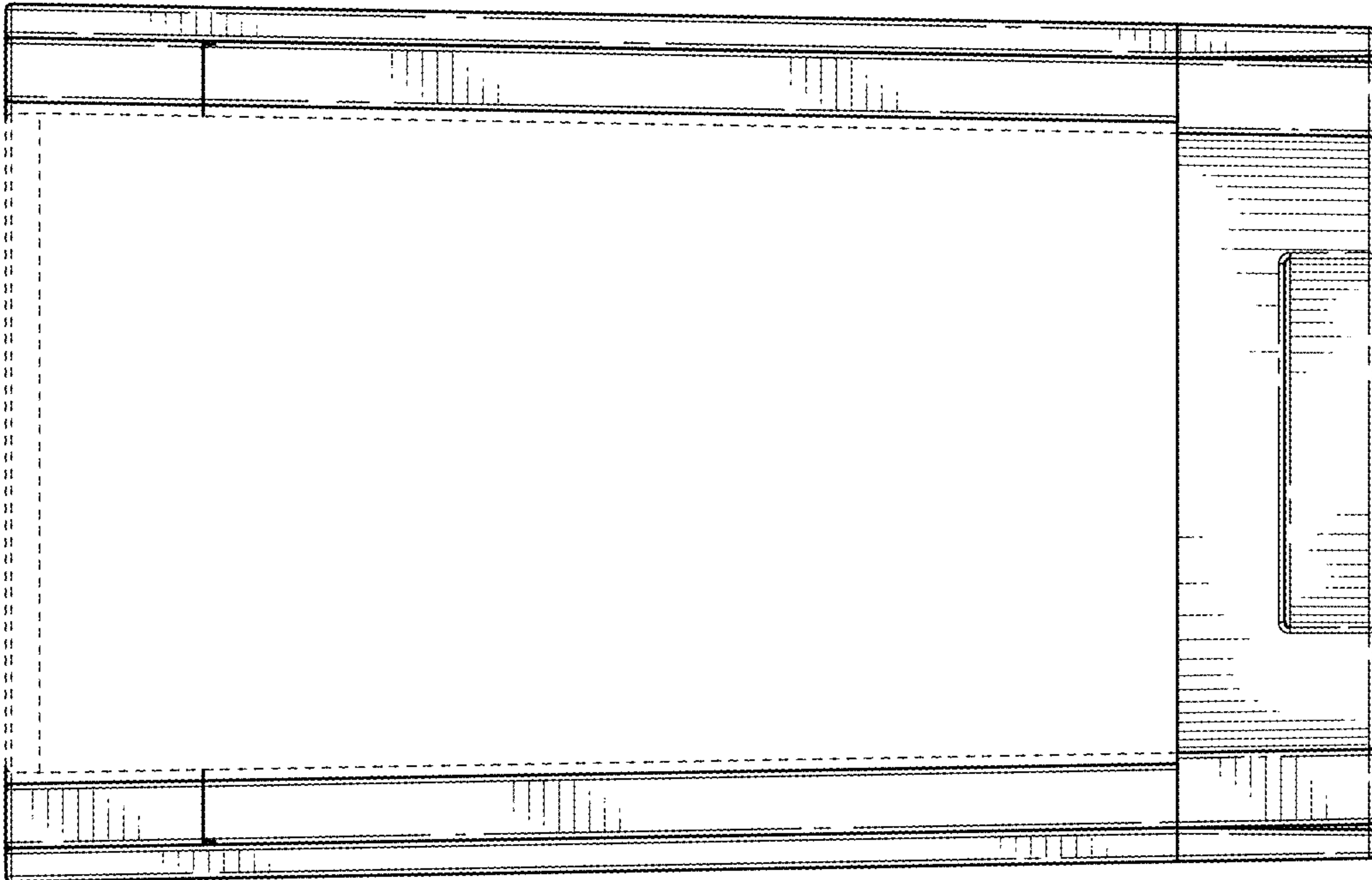


FIG. 5




FIG. 4

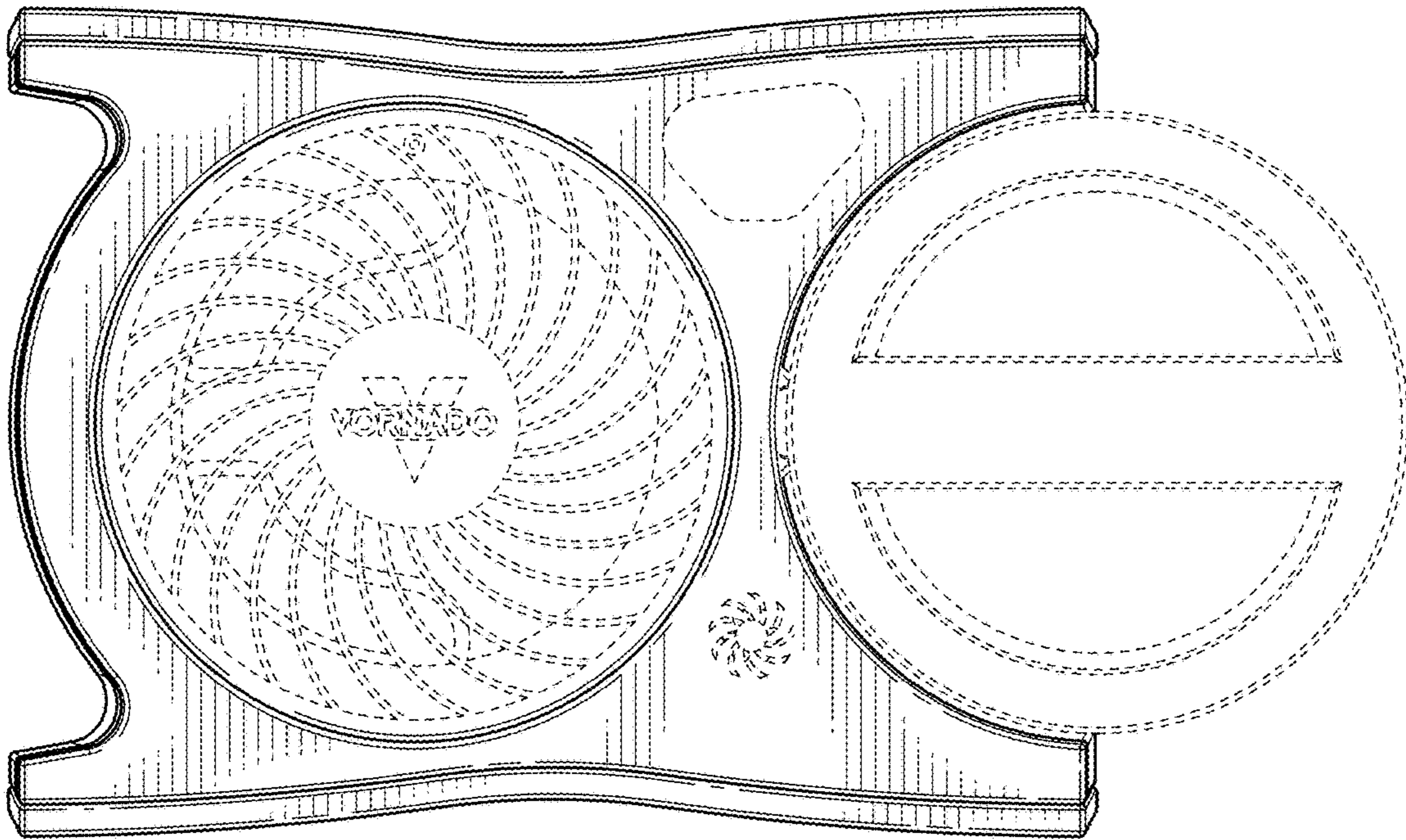


FIG. 6

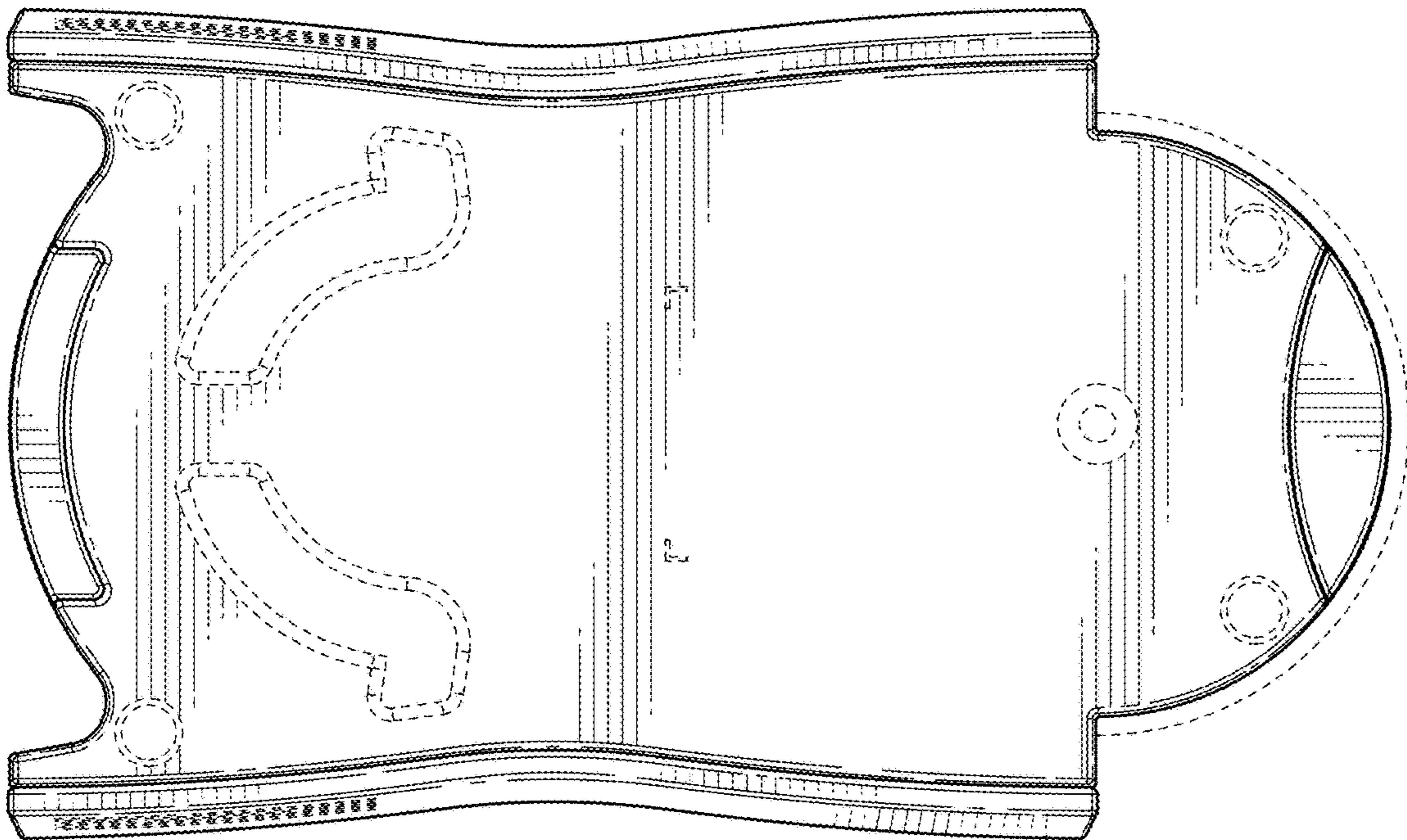


FIG. 7