



US00D789455S

(12) **United States Design Patent**  
**Stambler**

(10) **Patent No.:** **US D789,455 S**

(45) **Date of Patent:** **\*\* Jun. 13, 2017**

(54) **SLOT MACHINE CARD HOLDER**

(71) Applicant: **Kenneth Stambler**, Oklahoma City,  
OK (US)

(72) Inventor: **Kenneth Stambler**, Oklahoma City,  
OK (US)

(\*\*) Term: **15 Years**

(21) Appl. No.: **29/564,111**

(22) Filed: **May 10, 2016**

(51) **LOC (10) Cl.** ..... **21-01**

(52) **U.S. Cl.**  
USPC ..... **D21/370**

(58) **Field of Classification Search**  
USPC ..... D21/370; D3/207  
CPC ... A63F 1/00; A63F 1/10; G07F 17/32; G07F  
17/11  
See application file for complete search history.

D536,741 S	2/2007	Brookins	
D539,526 S	* 4/2007	Stein	..... D3/207
D570,420 S	6/2008	Brookins	
D592,939 S	5/2009	Kelleghan	
D595,119 S	6/2009	Kelleghan	
D626,184 S	10/2010	Stambler	
D636,823 S	4/2011	Stambler	
D665,854 S	8/2012	Brookins	
D665,855 S	8/2012	Brookins	
D692,063 S	10/2013	Stambler	
D695,514 S	12/2013	Young	
D738,959 S	9/2015	Cubbage	
D765,489 S	9/2016	Little	
D770,570 S	11/2016	Stambler	

\* cited by examiner

*Primary Examiner* — George D Kirschbaum  
(74) *Attorney, Agent, or Firm* — Eric Kelly

(57) **CLAIM**

An ornamental design for a slot machine card holder, as shown and described.

(56) **References Cited**

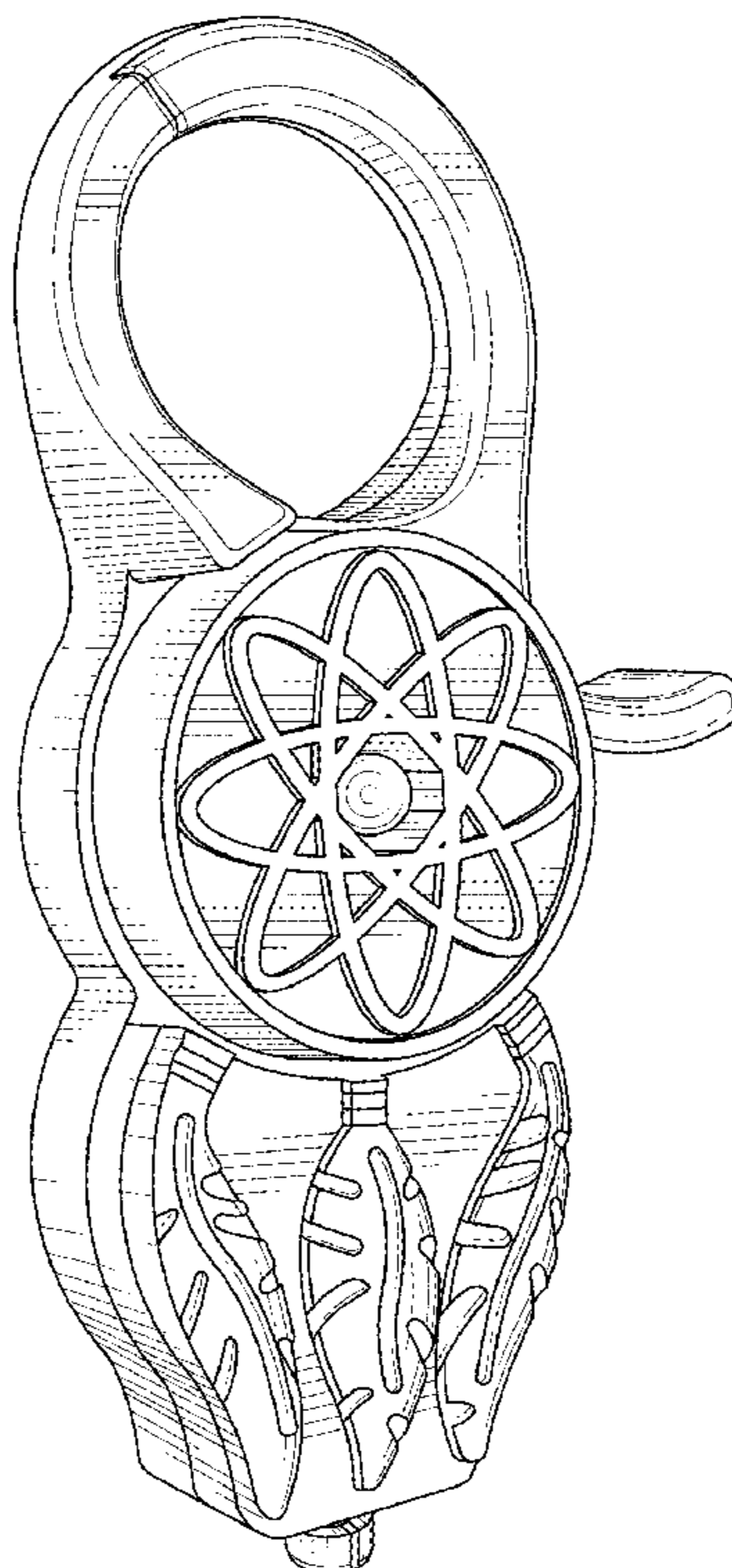
U.S. PATENT DOCUMENTS

D132,764 S	6/1942	La Verde	
D361,516 S	8/1995	Peersmann	
D366,359 S	1/1996	Riedl	
5,560,603 A	10/1996	Seelig	
5,590,880 A	1/1997	Flam	
D437,995 S	* 2/2001	Perthou	..... D3/207
D464,998 S	10/2002	Brookins	
D486,531 S	2/2004	Brookins	
D512,106 S	11/2005	Brookins	
D515,909 S	2/2006	Leung	

**DESCRIPTION**

FIG. 1 illustrates a perspective view of the ornamental slot machine card holder.  
FIG. 2 illustrates a front view thereof.  
FIG. 3 illustrates a back view thereof.  
FIG. 4 illustrates a left-side view thereof.  
FIG. 5 illustrates a right-side view thereof.  
FIG. 6 illustrates a top view thereof; and,  
FIG. 7 illustrates a bottom view thereof.

**1 Claim, 5 Drawing Sheets**



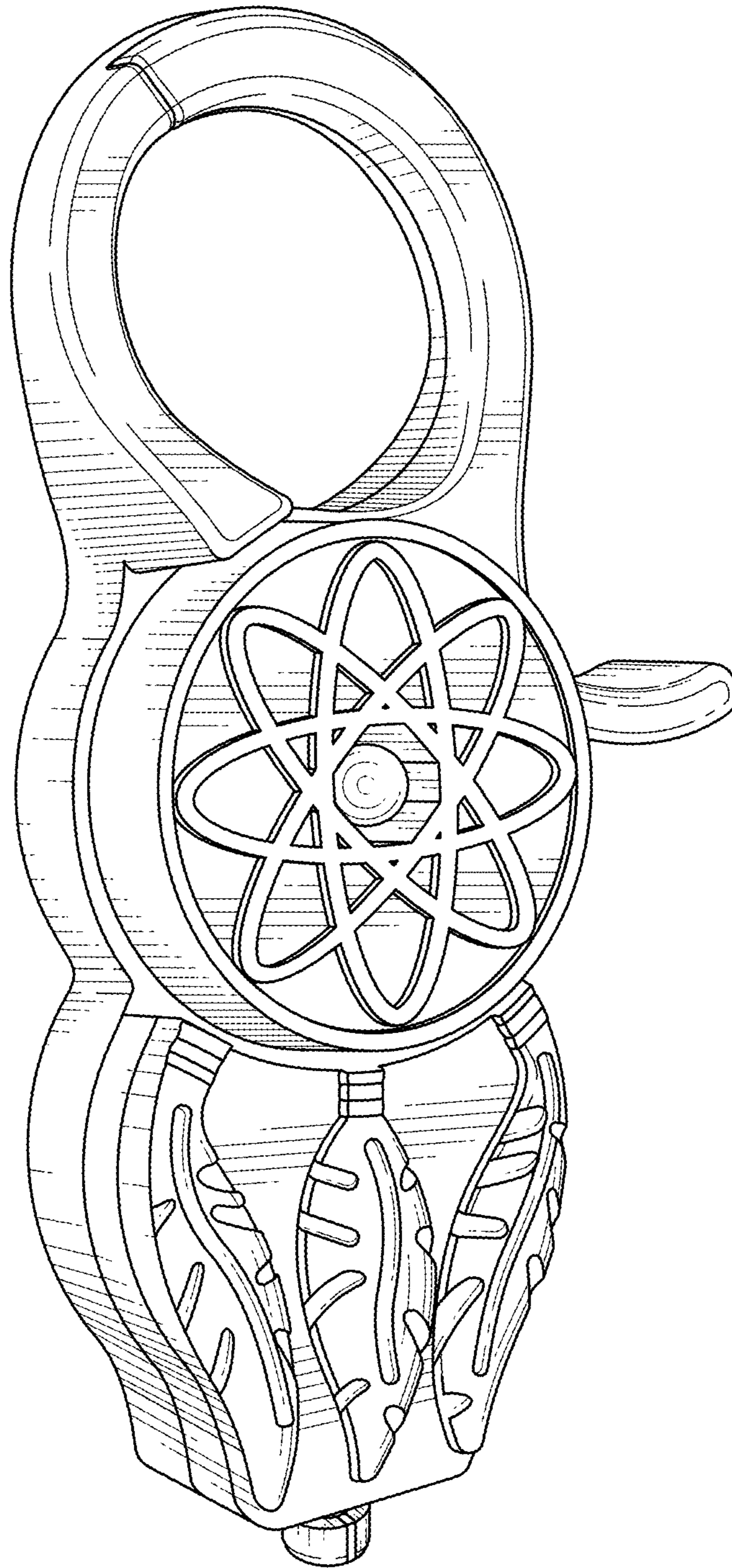


FIG. 1




FIG. 2

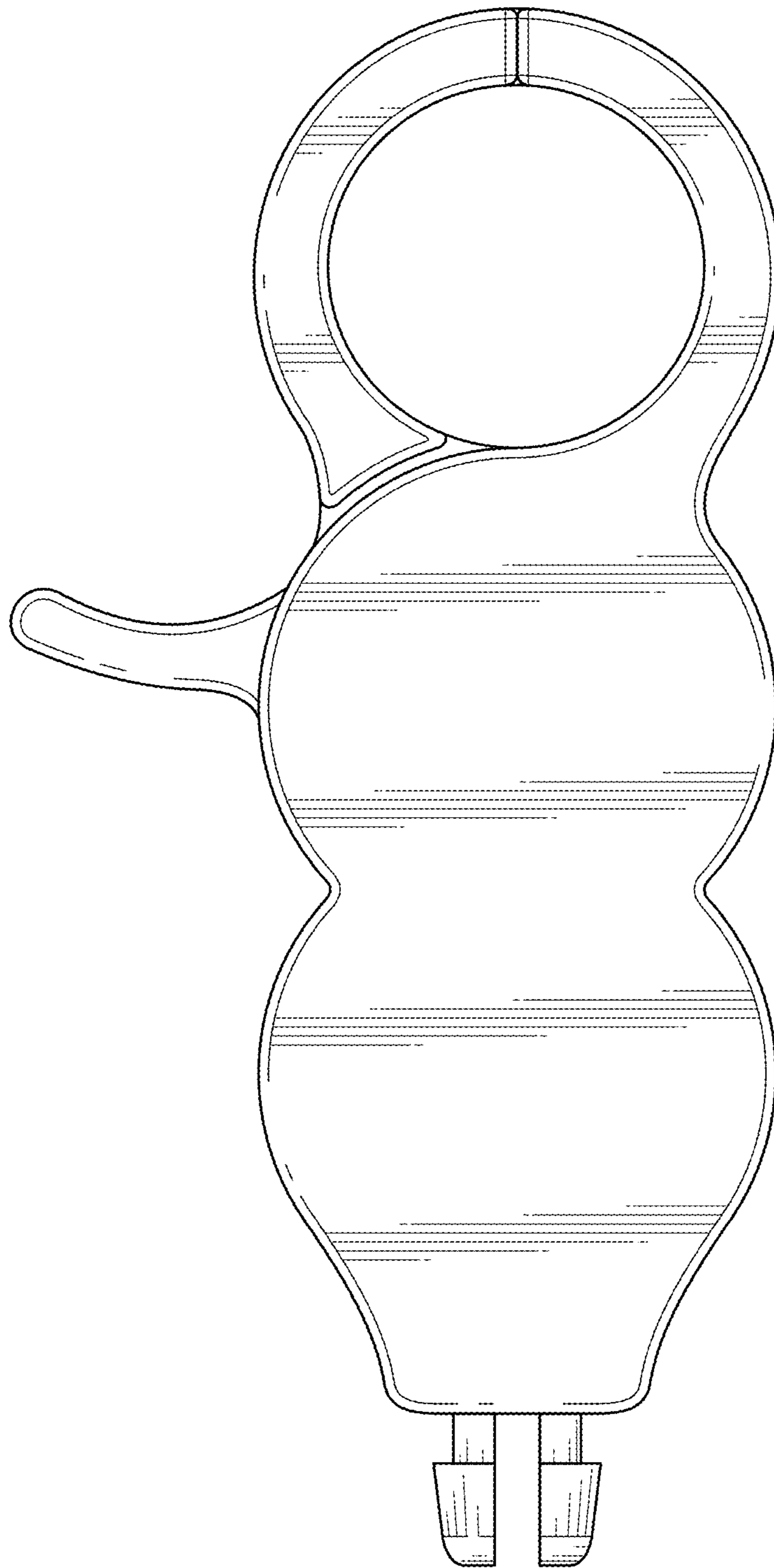


FIG. 3




FIG. 4

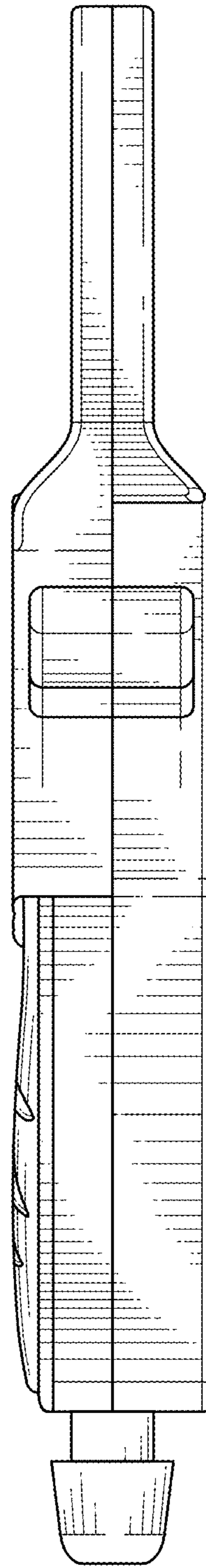


FIG. 5

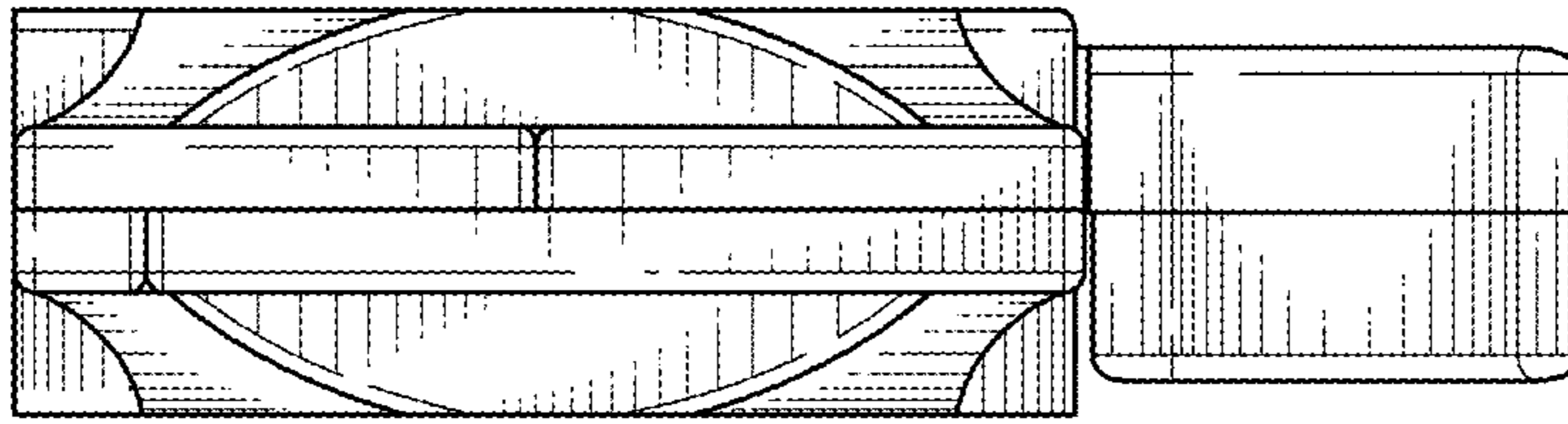


FIG. 6

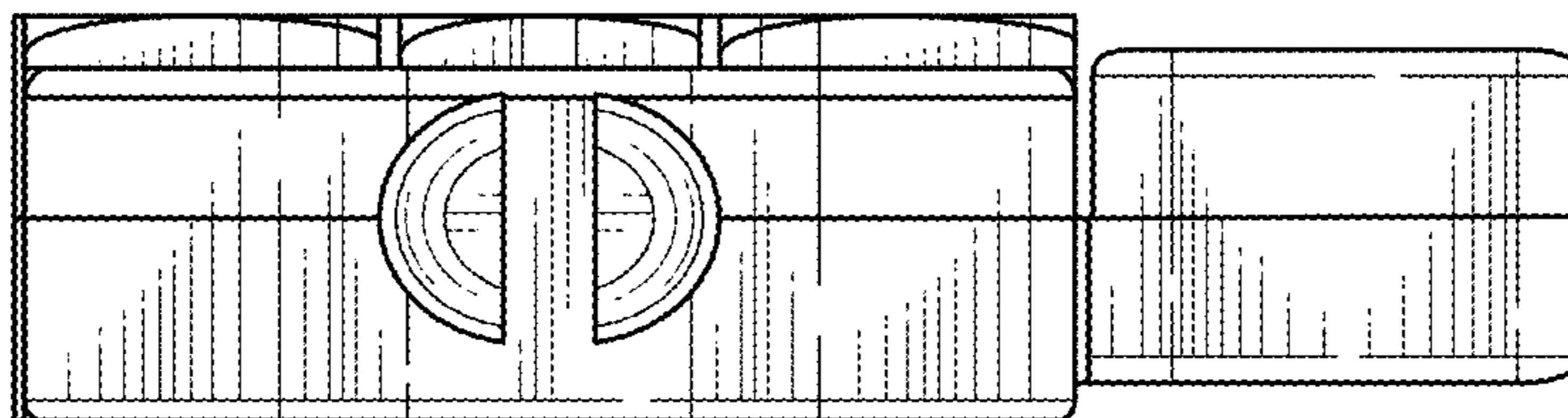


FIG. 7