



US00D789452S

(12) **United States Design Patent**
Matsumura

(10) **Patent No.:** **US D789,452 S**
(45) **Date of Patent:** **** Jun. 13, 2017**

(54) **MARKING PEN**
(71) Applicant: **KABUSHIKI KAISHA PILOT CORPORATION**, Chuo-ku, Tokyo (JP)
(72) Inventor: **Naomi Matsumura**, Tokyo (JP)
(73) Assignee: **KABUSHIKI KAISHA PILOT CORPORATION**, Tokyo (JP)
(**) Term: **15 Years**
(21) Appl. No.: **29/540,083**
(22) Filed: **Sep. 21, 2015**

(30) **Foreign Application Priority Data**
Mar. 27, 2015 (JP) 2015-006600
(51) **LOC (10) Cl.** **19-06**
(52) **U.S. Cl.**
USPC **D19/163; D19/901**
(58) **Field of Classification Search**
USPC D14/411, 431, 480.3; D19/115-204;
D9/504, 529
CPC . B43K 5/005; B43K 7/00; B43K 7/12; B43K
8/04; B43K 8/06; B43K 19/00; B43K
19/02; B43K 19/14; B43K 24/08; B43K
24/084
See application file for complete search history.

(56) **References Cited**
U.S. PATENT DOCUMENTS
D57,588 S * 4/1921 Crawford D19/901
1,766,990 A * 6/1930 Freeman A45D 40/18
132/316
2,002,501 A * 5/1935 Donato B43K 27/02
401/116
D175,548 S * 9/1955 Kane D19/71
2,998,165 A * 8/1961 De Elorza A45D 34/02
222/182

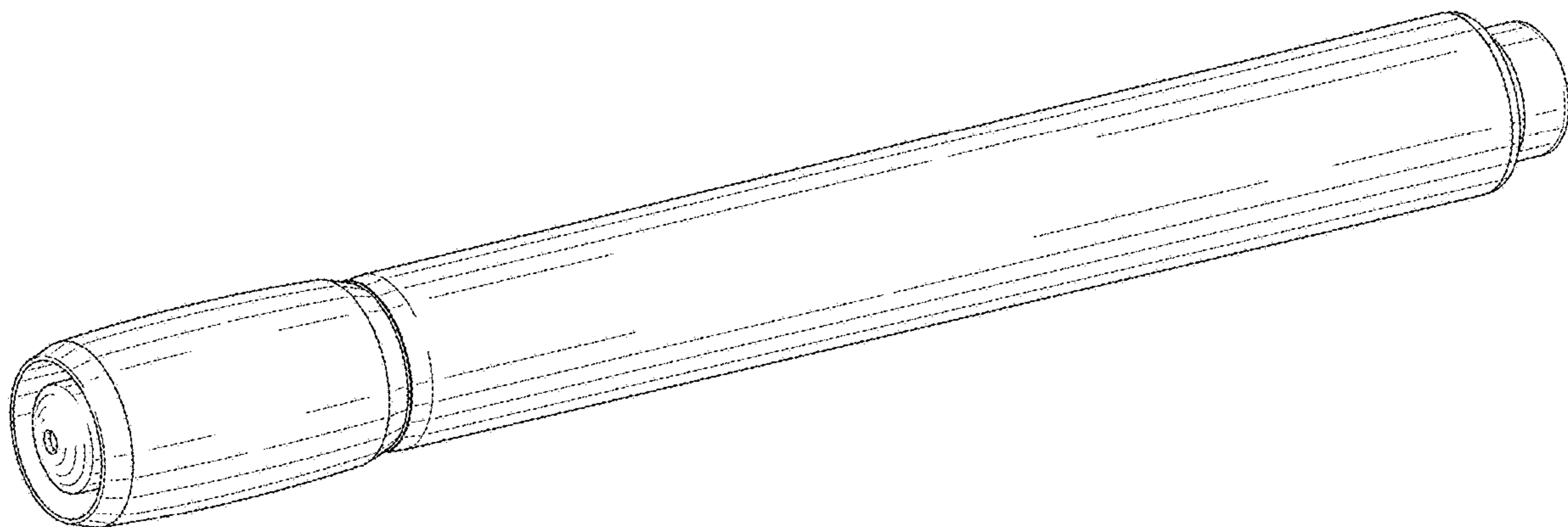
3,369,543 A * 2/1968 Ronco B65D 47/42
15/221
3,930,599 A * 1/1976 Brothers B65D 43/0212
220/380
D287,141 S * 12/1986 Regnault D19/163
D287,373 S * 12/1986 Regnault D19/165
D313,620 S * 1/1991 Yazaki D19/163
D351,049 S * 9/1994 Schlueter D28/77
D353,397 S * 12/1994 Banik D19/66
5,526,960 A * 6/1996 Breidenbach A45D 34/02
222/183
5,586,694 A * 12/1996 Breidenbach A45D 34/02
222/183
D441,916 S * 5/2001 Faillant-Dumas D28/88
6,276,853 B1 * 8/2001 Breidenbach A45D 40/24
401/17
D448,407 S * 9/2001 Huang D19/169
(Continued)

Primary Examiner — Elizabeth Albert
(74) *Attorney, Agent, or Firm* — Sughrue Mion, PLLC

(57) **CLAIM**
The ornamental design for a marking pen, as shown and described.

DESCRIPTION
FIG. 1 is a perspective view of a marking pen showing my new design;
FIG. 2 is a front view thereof;
FIG. 3 is a right side view thereof;
FIG. 4 is a top view thereof;
FIG. 5 is a front view of the body thereof shown without the cap for convenience of illustration;
FIG. 6 is a left side view thereof shown without the cap for convenience of illustration;
FIG. 7 is a right side view thereof shown without the cap for convenience of illustration; and,
FIG. 8 is a back view thereof shown without the cap for convenience of illustration.

1 Claim, 3 Drawing Sheets



(56)

References Cited

U.S. PATENT DOCUMENTS

6,692,173	B2 *	2/2004	Gueret	A45D 34/043 401/152
D518,381	S *	4/2006	Egawa	D9/504
7,448,814	B2 *	11/2008	Bouix	A45D 2/48 401/2
7,467,908	B2 *	12/2008	Francavilla	G01F 11/025 222/325
D597,598	S *	8/2009	Ma	D19/163
7,581,899	B2 *	9/2009	May	A45D 34/04 401/132
D608,827	S *	1/2010	Hung	D19/163
D615,419	S *	5/2010	Owen	D28/7
D616,937	S *	6/2010	Liu	D19/165
7,824,124	B2 *	11/2010	Francavilla	G01F 11/025 222/325
D640,319	S *	6/2011	Gerules	D19/163
D656,192	S *	3/2012	Chen	D19/163
D669,122	S *	10/2012	Liu	D19/163
D688,303	S *	8/2013	Jiang	D19/163
D692,319	S *	10/2013	Moreau	D9/724
8,753,027	B2 *	6/2014	Ballot	B43K 5/1845 401/205
D711,469	S *	8/2014	Tam	D19/163
D752,589	S *	3/2016	Zhang	D14/411
2007/0189838	A1 *	8/2007	Bolton	B43K 8/04 401/203
2011/0013966	A1 *	1/2011	Ballot	B43K 5/1845 401/108

* cited by examiner

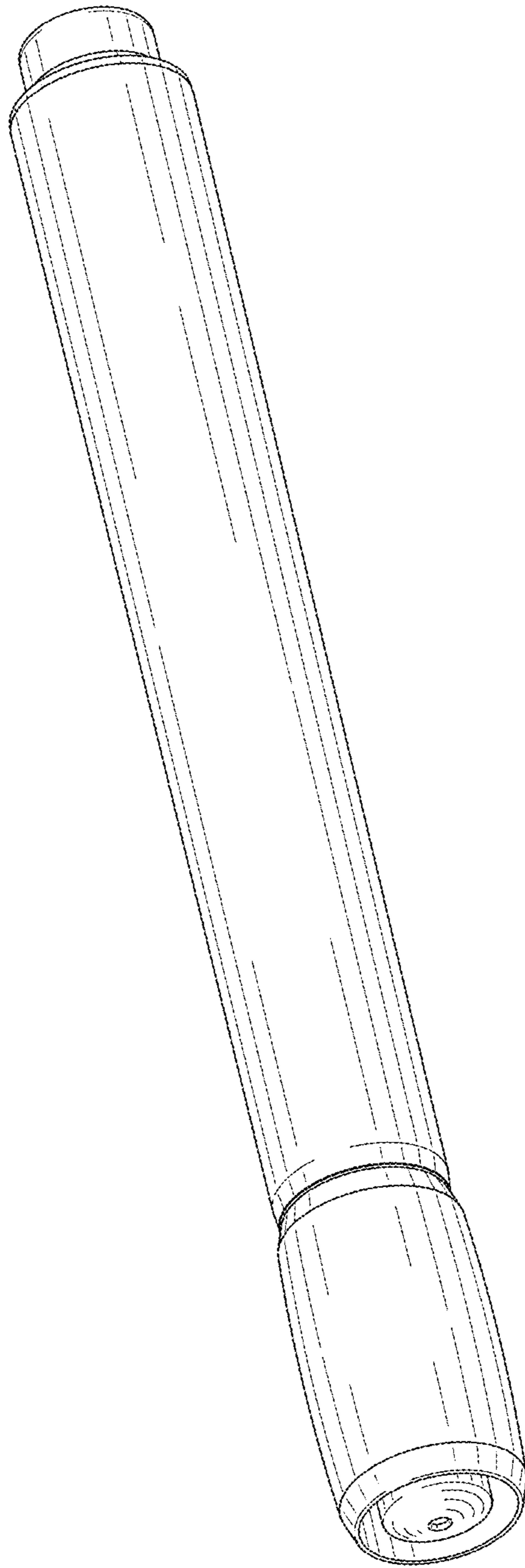


FIG. 1




FIG. 2

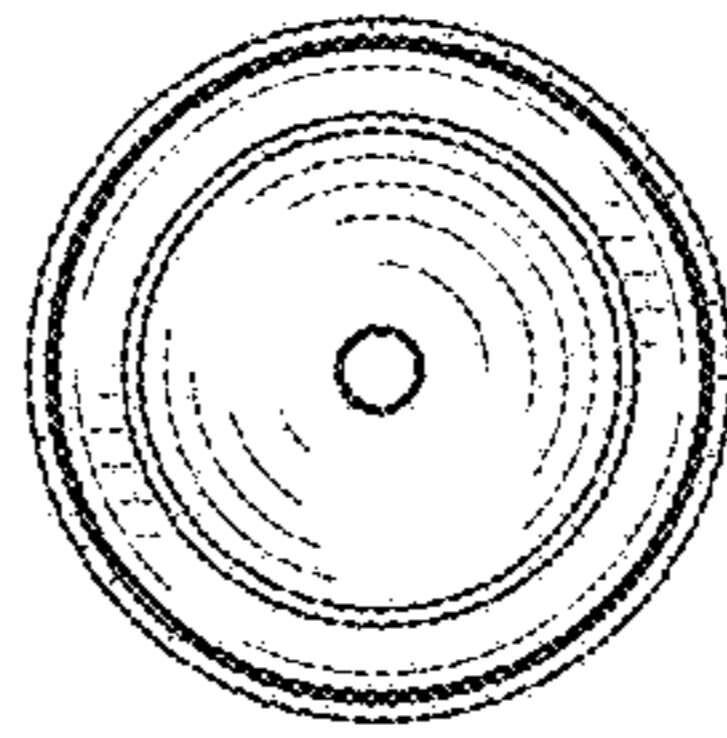


FIG. 3




FIG. 4




FIG. 5

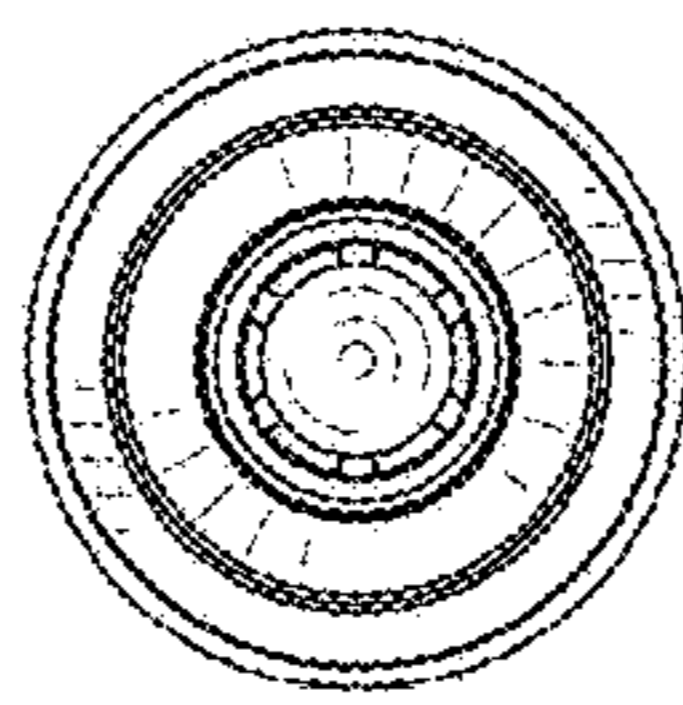


FIG. 6

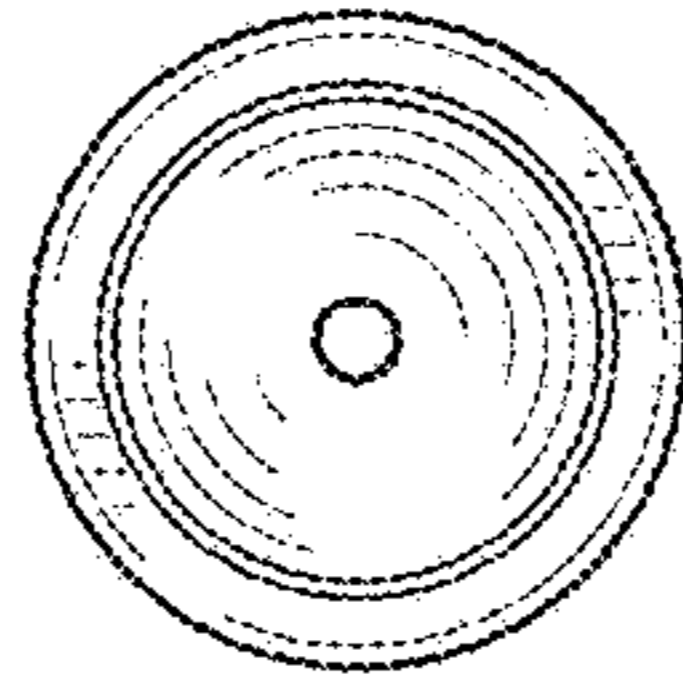


FIG. 7




FIG. 8