



US00D789445S

(12) **United States Design Patent** (10) **Patent No.:** **US D789,445 S**
Kanaoka (45) **Date of Patent:** **** Jun. 13, 2017**

(54) **COPIER**
(71) Applicant: **SHARP KABUSHIKI KAISHA,**
Osaka-shi, Osaka (JP)
(72) Inventor: **Yukio Kanaoka,** Osaka (JP)
(73) Assignee: **Sharp Kabushiki Kaisha,** Osaka (JP)
(**) Term: **14 Years**

D378,099 S 2/1997 Yoshida et al.
D390,256 S * 2/1998 Shibata D18/39
D406,161 S 2/1999 Yoshida et al.
D423,040 S 4/2000 Ohta et al.
D425,929 S 5/2000 Imai
D430,596 S 9/2000 Shiozaki et al.
D435,858 S 1/2001 Hatanaka et al.
D447,765 S * 9/2001 Hatanaka D18/39
D451,124 S 11/2001 Isomoto
D458,298 S 6/2002 Katsuyama et al.
D493,817 S 8/2004 Yoshida et al.
D494,211 S 8/2004 Yoshida et al.

(Continued)

(21) Appl. No.: **29/517,880**

(22) Filed: **Feb. 18, 2015**

(51) **LOC (10) Cl.** **16-03**

(52) **U.S. Cl.**
USPC **D18/39**

(58) **Field of Classification Search**
USPC D18/36, 38, 39, 41, 43, 44, 50, 53, 55;
D16/246; D21/518; 358/1.1; 355/77,
355/88, 99; 399/1-7, 16, 75, 81, 107,
399/130, 151, 361, 365, 367, 381-83, 388
CPC G03G 15/00; G03G 15/0142; G06K 15/12;
G06K 15/14; B41J 11/00; B41J 3/00;
B41J 3/28; H04N 1/00129; H04N
1/00135; H04N 1/00204; H04N 1/00278
See application file for complete search history.

(56) **References Cited**

U.S. PATENT DOCUMENTS

D257,984 S 1/1981 Kurozumi et al.
D295,285 S 4/1988 Nishibori
D296,901 S 7/1988 Kosako et al.
D299,355 S 1/1989 Kosako et al.
D315,363 S 3/1991 Kosako et al.
D332,279 S 1/1993 Mano et al.
D334,205 S 3/1993 Ratzlaff
D339,151 S 9/1993 Ratzlaff
D339,152 S 9/1993 Hirose et al.
D350,769 S 9/1994 Hattori et al.
D354,076 S 1/1995 Fukuda et al.

OTHER PUBLICATIONS

Design U.S. Appl. No. 29/491,447, filed May 22, 2014, entitled
“Copier”.

(Continued)

Primary Examiner — Rosemary K Tarcza
Assistant Examiner — Clint A Samuel
(74) *Attorney, Agent, or Firm* — Nixon & Vanderhye P.C.

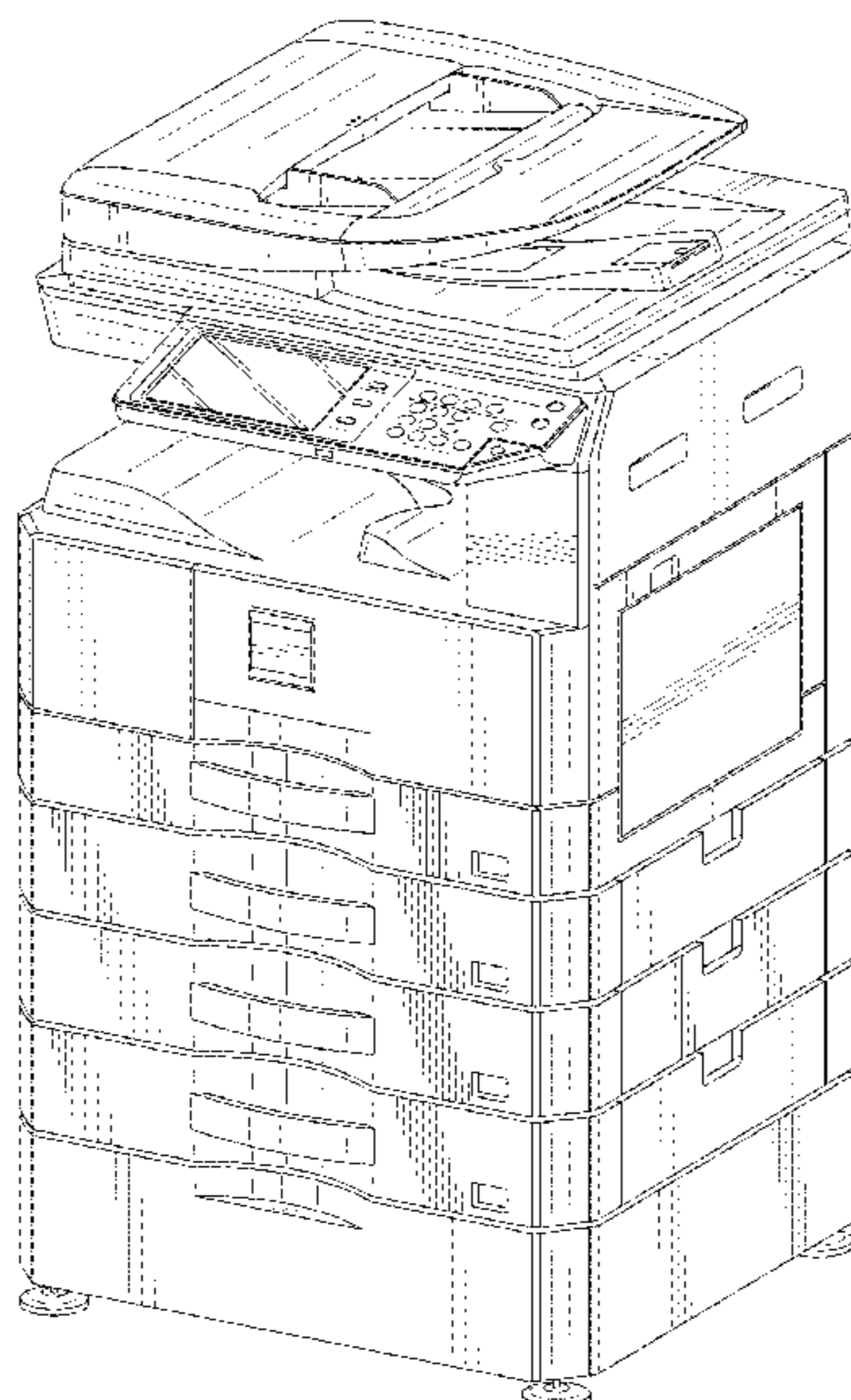
(57) **CLAIM**

The ornamental design for a copier, as shown and described.

DESCRIPTION

FIG. 1 is a top, right perspective view of a copier in accordance with my new design;
FIG. 2 is a front elevation view thereof;
FIG. 3 is a back elevation view thereof;
FIG. 4 is a top plan view thereof;
FIG. 5 is a bottom plan view thereof;
FIG. 6 is a right side elevation view thereof; and,
FIG. 7 is a left side elevation view thereof.
The broken lines shown in the drawings are included for the purpose of illustrating unclaimed portions of the copier and environmental structure, and form no part of the claimed design.

1 Claim, 7 Drawing Sheets



(56)

References Cited

U.S. PATENT DOCUMENTS

D501,019 S 1/2005 Yoshida et al.
 D502,210 S * 2/2005 Katori D14/463
 D537,109 S 2/2007 Mizusugi et al.
 D537,866 S 3/2007 Matsuda et al.
 D538,330 S 3/2007 Hatanaka et al.
 D544,906 S 6/2007 Alfonso et al.
 D549,770 S * 8/2007 Clark, III D18/39
 D559,892 S 1/2008 Horiguchi et al.
 D577,763 S * 9/2008 Hidaka D18/39
 D582,970 S 12/2008 Mizusugi et al.
 D617,374 S 6/2010 Sasaki et al.
 D619,641 S * 7/2010 Brown D18/41
 D626,587 S * 11/2010 Ishio D18/39
 D626,588 S * 11/2010 Kim D18/39
 D634,361 S 3/2011 Terenzio et al.
 D641,399 S 7/2011 Penke et al.
 D648,381 S 11/2011 Brown
 D650,834 S * 12/2011 Brown D18/39
 D653,704 S 2/2012 Seki et al.
 D664,190 S * 7/2012 Matsuda D18/39
 D664,191 S 7/2012 Saito et al.
 D664,591 S 7/2012 Ohta et al.
 D665,012 S * 8/2012 Saito D18/39
 D667,487 S 9/2012 Falk et al.
 D670,325 S 11/2012 Yoshida
 D674,009 S 1/2013 Yoshida
 D678,941 S 3/2013 Gilbert et al.
 D682,928 S 5/2013 Kim et al.
 D685,414 S * 7/2013 Jeong D18/53
 D688,742 S 8/2013 Kim et al.
 D696,717 S 12/2013 Kim et al.
 D697,964 S 1/2014 Fukasawa et al.

D699,784 S 2/2014 Fukasawa et al.
 D701,563 S * 3/2014 Kim D18/39
 D702,760 S 4/2014 Kim et al.
 8,725,037 B2 5/2014 Kawamura
 D713,845 S 9/2014 Taniho et al.
 8,873,117 B2 10/2014 Arkawa et al.
 D726,249 S * 4/2015 Kim D18/53
 D727,413 S * 4/2015 Katsuyama D18/53
 D727,415 S * 4/2015 Takeda D18/53
 D741,945 S * 10/2015 Kawata D18/39
 D745,087 S * 12/2015 Nagano D18/36
 D745,600 S * 12/2015 Nagano D18/36
 D745,601 S * 12/2015 Nagano D18/36
 D755,284 S * 5/2016 Terenzio D18/50
 D763,958 S * 8/2016 Kim D18/53
 2005/0175371 A1 * 8/2005 Kunugi G03G 15/5016
 399/107
 2006/0159498 A1 7/2006 Takiguchi et al.
 2012/0327154 A1 12/2012 Mimura
 2014/0147161 A1 5/2014 Matsuno
 2014/0321875 A1 10/2014 Michibata
 2016/0191730 A1 * 6/2016 Ohata H04N 1/00307
 358/1.15

OTHER PUBLICATIONS

Design U.S. Appl. No. 29/486,117, filed Mar. 26, 2014, entitled
 "Copier".
 Design U.S. Appl. No. 29/473,824, filed Nov. 26, 2013, entitled
 "Copier".
 Design U.S. Appl. No. 29/486,127, filed Mar. 26, 2014, entitled
 "Copier".

* cited by examiner




FIG. 1

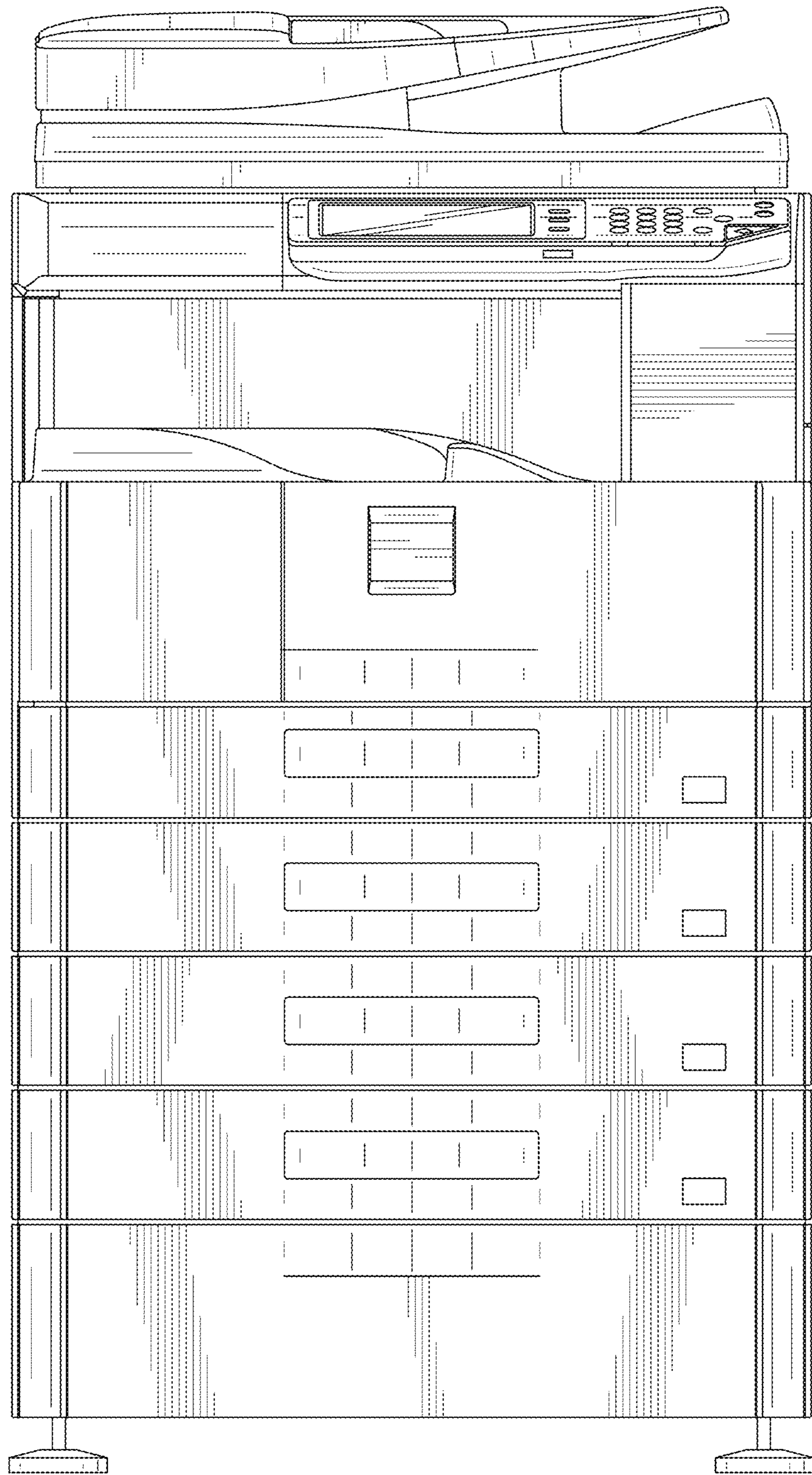


FIG. 2

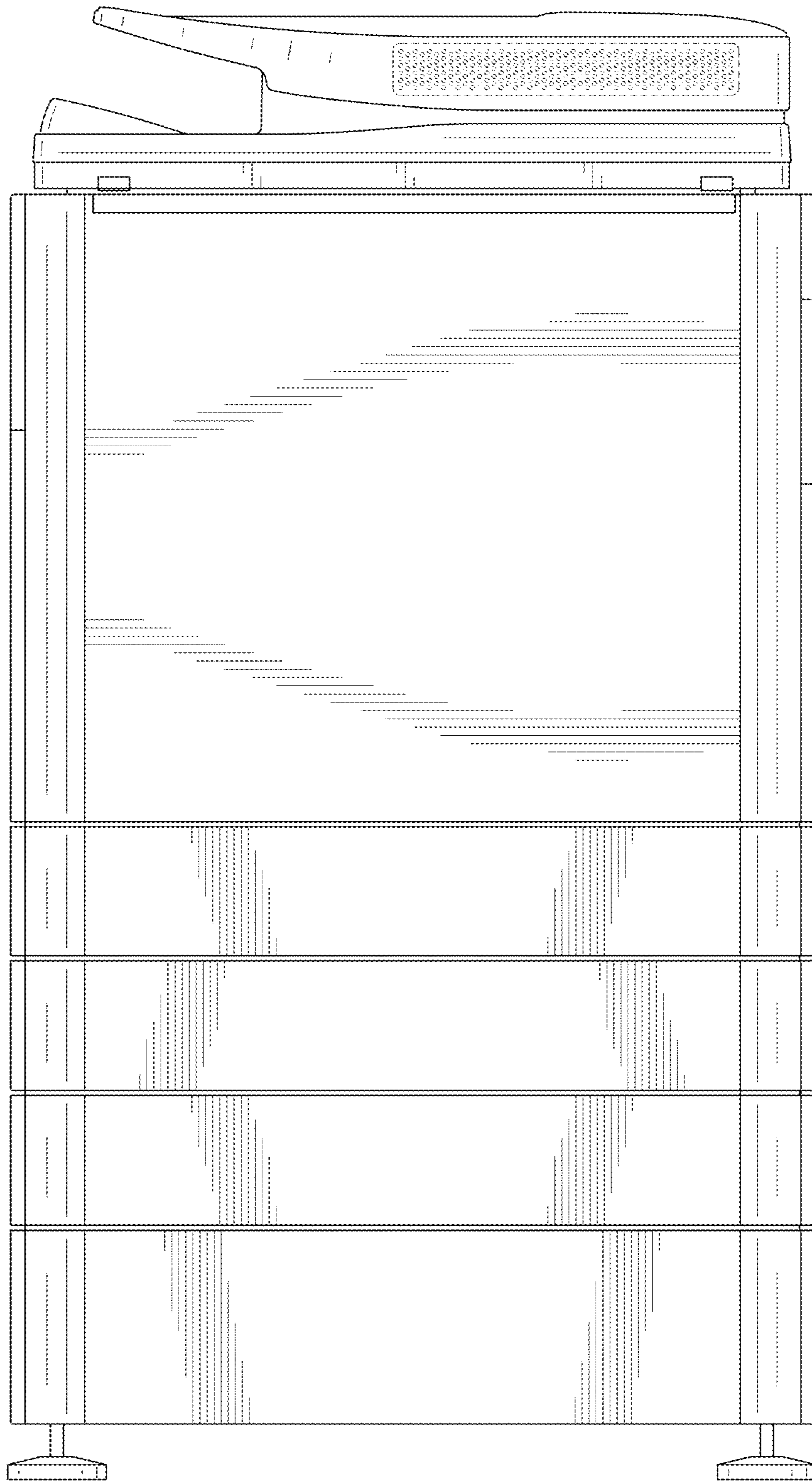


FIG. 3

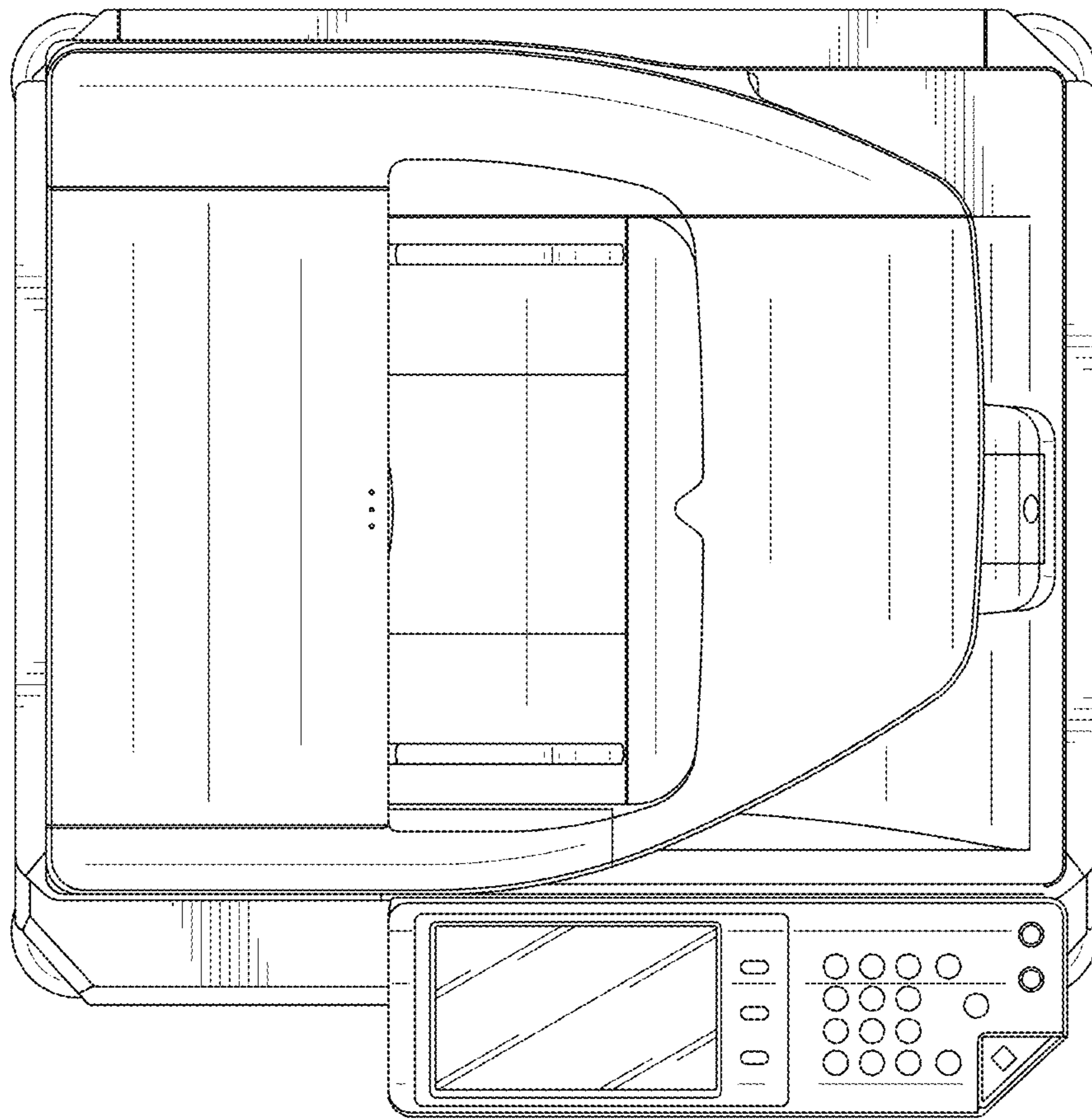


FIG. 4

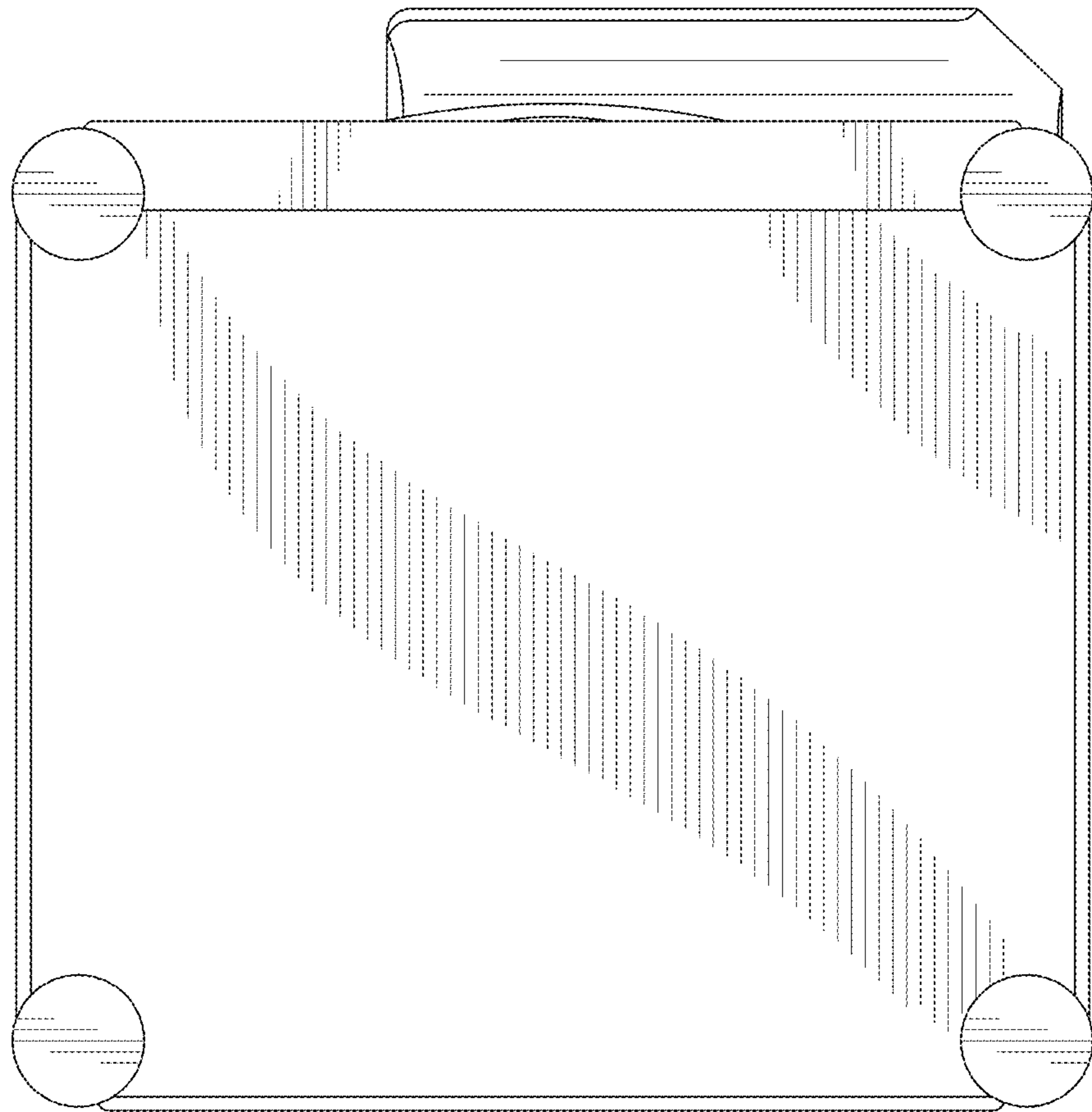


FIG. 5

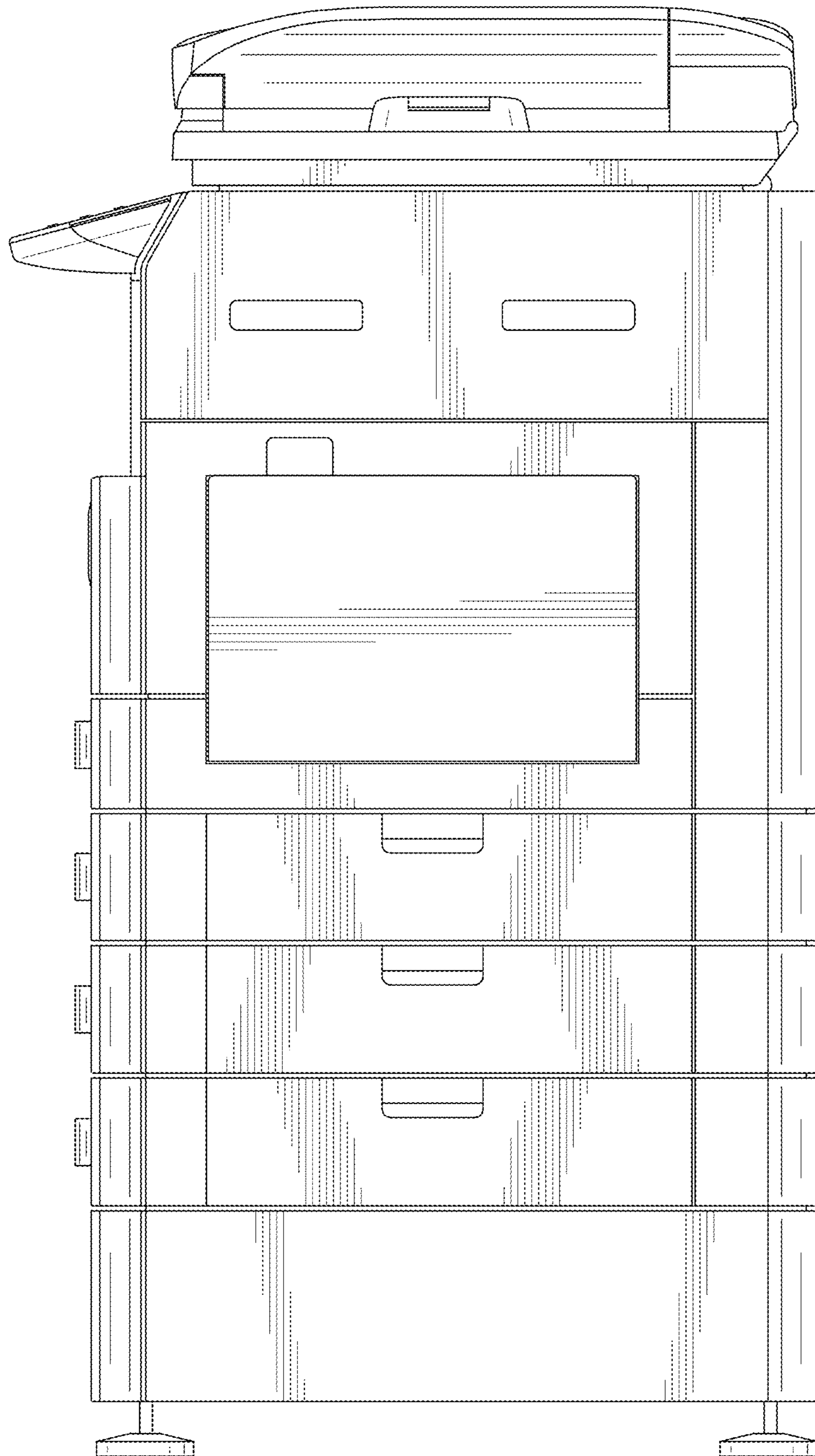


FIG. 6

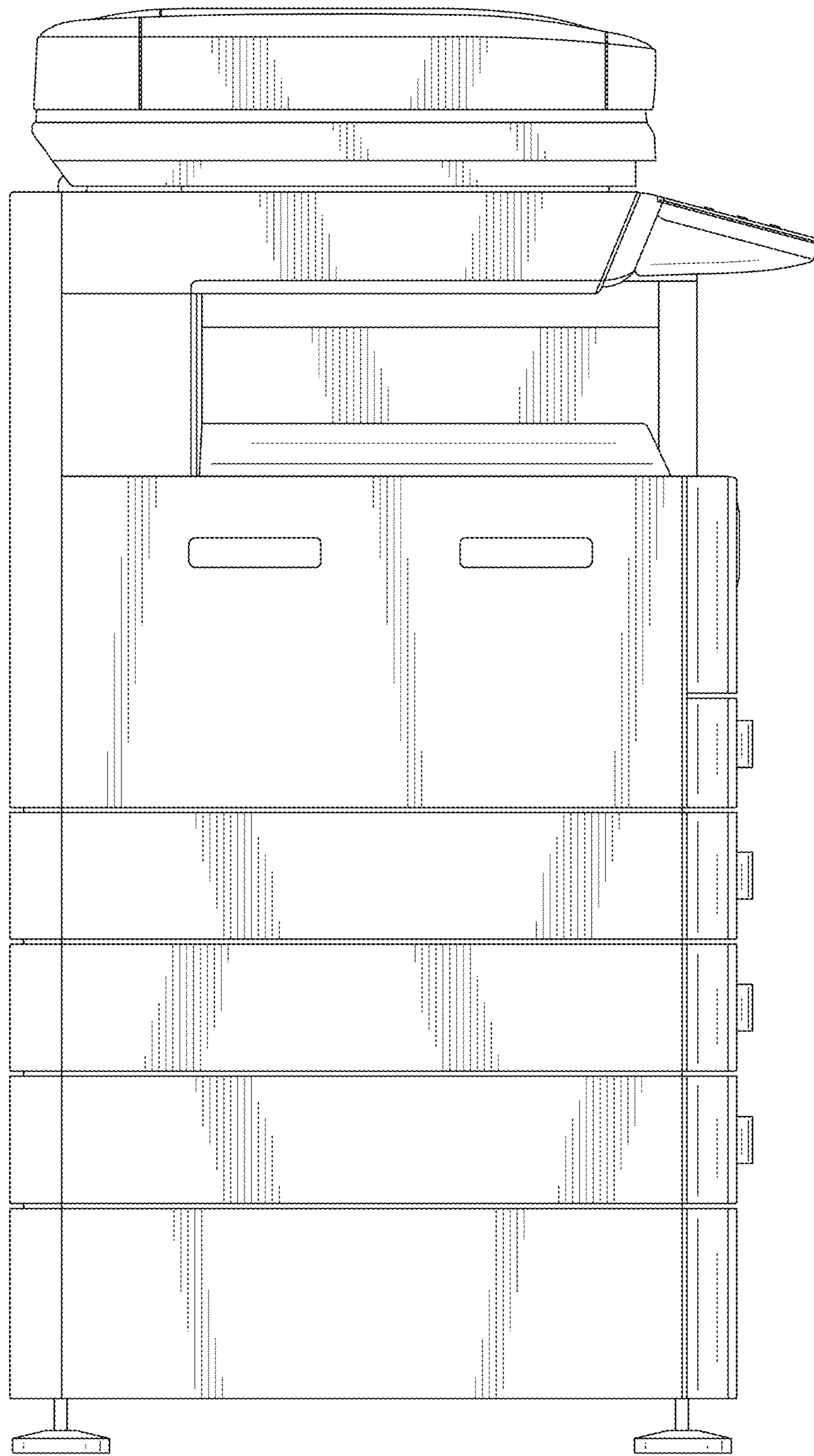


FIG.7