



US00D789420S

(12) **United States Design Patent** (10) **Patent No.:** **US D789,420 S**
Hausman et al. (45) **Date of Patent:** **** Jun. 13, 2017**

(54) **DISPLAY PANEL OF AN ELECTRONIC GOLF DEVICE WITH A COMPUTER GENERATED ICON**

(71) Applicant: **TomTom International B.V.**,
Amsterdam (NL)

(72) Inventors: **Nicholas Hausman**, London (GB);
Aidan John Hall, London (GB)

(73) Assignee: **TomTom International B.V.**,
Amsterdam (NL)

(**) Term: **14 Years**

(21) Appl. No.: **29/502,120**

(22) Filed: **Sep. 11, 2014**

(51) **LOC (10) Cl.** **14-04**

(52) **U.S. Cl.**
USPC **D14/492**

(58) **Field of Classification Search**
USPC D14/485–495
CPC G06F 3/048; G06F 3/0481; G06F 3/04817;
G06F 3/0482
See application file for complete search history.

(56) **References Cited**

U.S. PATENT DOCUMENTS

D476,995 S *	7/2003	Kreikemeier	D14/486
D479,846 S *	9/2003	Kreikemeier	D14/486
D480,092 S *	9/2003	Kreikemeier	D14/486
D507,002 S *	7/2005	Retuta	D14/486
D511,524 S *	11/2005	Retuta	D14/486
D534,541 S *	1/2007	Retuta	D14/486
D614,192 S *	4/2010	Takano	D14/486
D630,644 S *	1/2011	Wilson	D14/486
D684,585 S *	6/2013	Plesnicher	D14/486
D684,587 S *	6/2013	Plesnicher	D14/486
D687,460 S *	8/2013	Tyler	D14/489
D699,251 S *	2/2014	Rao	D14/486
D700,197 S *	2/2014	Akcasu	D14/486
D704,213 S *	5/2014	Agnew	D14/487

D712,422 S *	9/2014	Anzures	D14/486
D716,327 S *	10/2014	Schoger	D14/486
D716,328 S *	10/2014	Schoger	D14/486
D716,831 S *	11/2014	Schoger	D14/486
D718,325 S *	11/2014	Schoger	D14/486
D740,301 S *	10/2015	Soegiono	G06F 3/04817 D14/485
D753,712 S *	4/2016	Lee	G06F 3/04817 D14/489
D761,840 S *	7/2016	Patterson	D14/488
D762,659 S *	8/2016	Butcher	D14/485

(Continued)

OTHER PUBLICATIONS

TomTom Golfer GPS Watch, by TomTom Offical, published Oct. 31, 2014, YouTube.com [online], [retrieved Nov. 11, 2016]. Available from internet <URL:https://www.youtube.com/watch?v=uWE0qkml2hk>.*

Primary Examiner — Cathron Brooks
Assistant Examiner — Andrew Nemeth

(57) **CLAIM**

The ornamental design for a display panel of an electronic golf device with a computer generated icon, as shown and described.

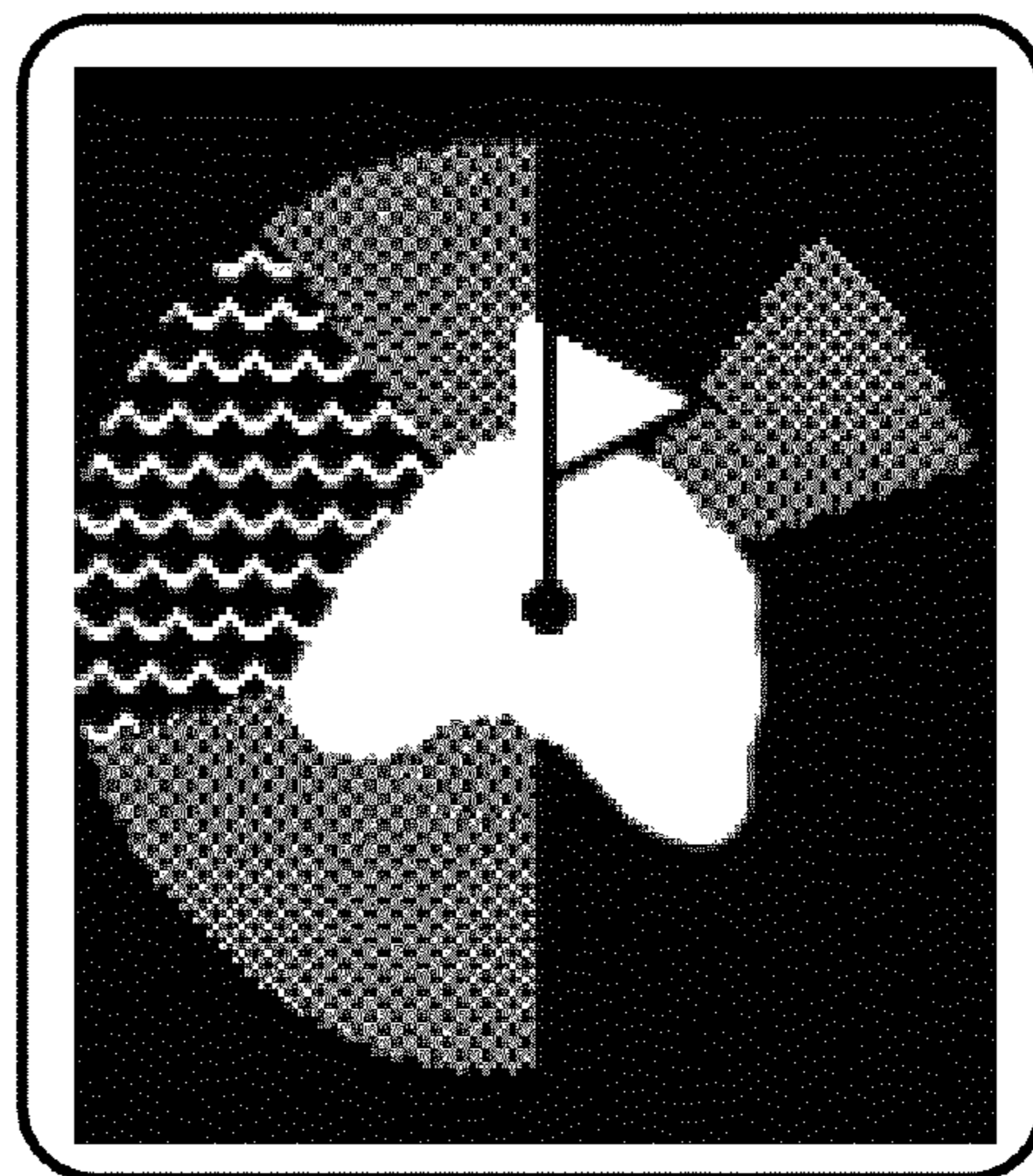
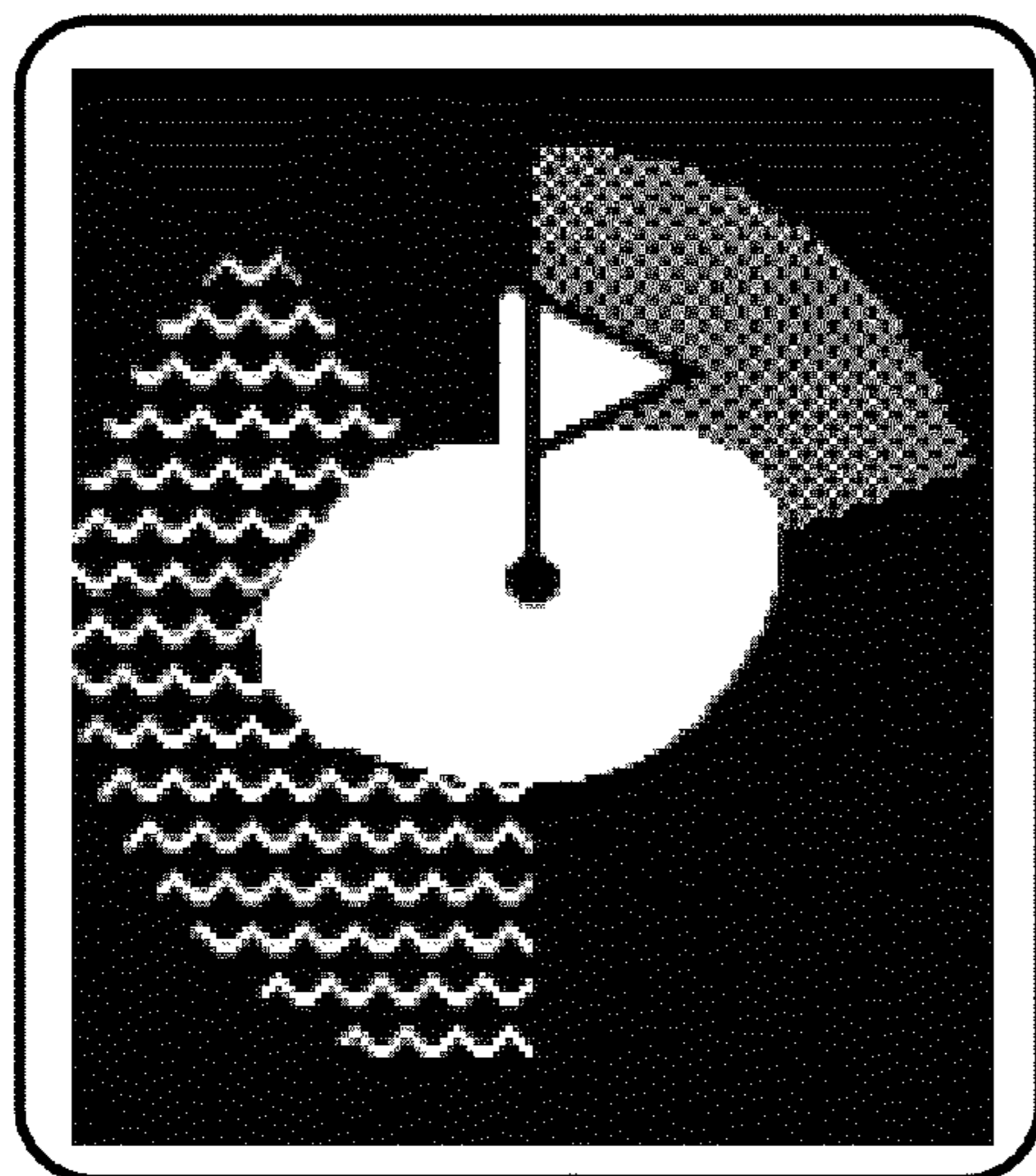
DESCRIPTION

FIG. 1 is a front elevational view of a display panel of an electronic golf device with an image of a computer generated icon according to a first embodiment of the present design.

FIG. 2 is a front elevational view of a display panel of an electronic golf device with an image of a computer generated icon according to a second embodiment of the present design; and,

FIG. 3 is a perspective view of the image of FIG. 1, shown on an electronic golf device. The broken lines showing the electronic golf device in FIG. 3 form no part of the claimed design.

1 Claim, 2 Drawing Sheets



(56)

References Cited

U.S. PATENT DOCUMENTS

D765,718 S *	9/2016	Vinna	D14/488
2012/0004956 A1 *	1/2012	Huston	G06Q 30/0207 705/14.1
2012/0007885 A1 *	1/2012	Huston	H04L 67/18 345/633
2012/0079381 A1 *	3/2012	Swenson	G11B 27/34 715/716
2013/0238724 A1 *	9/2013	Cunningham	H04L 51/24 709/206

* cited by examiner

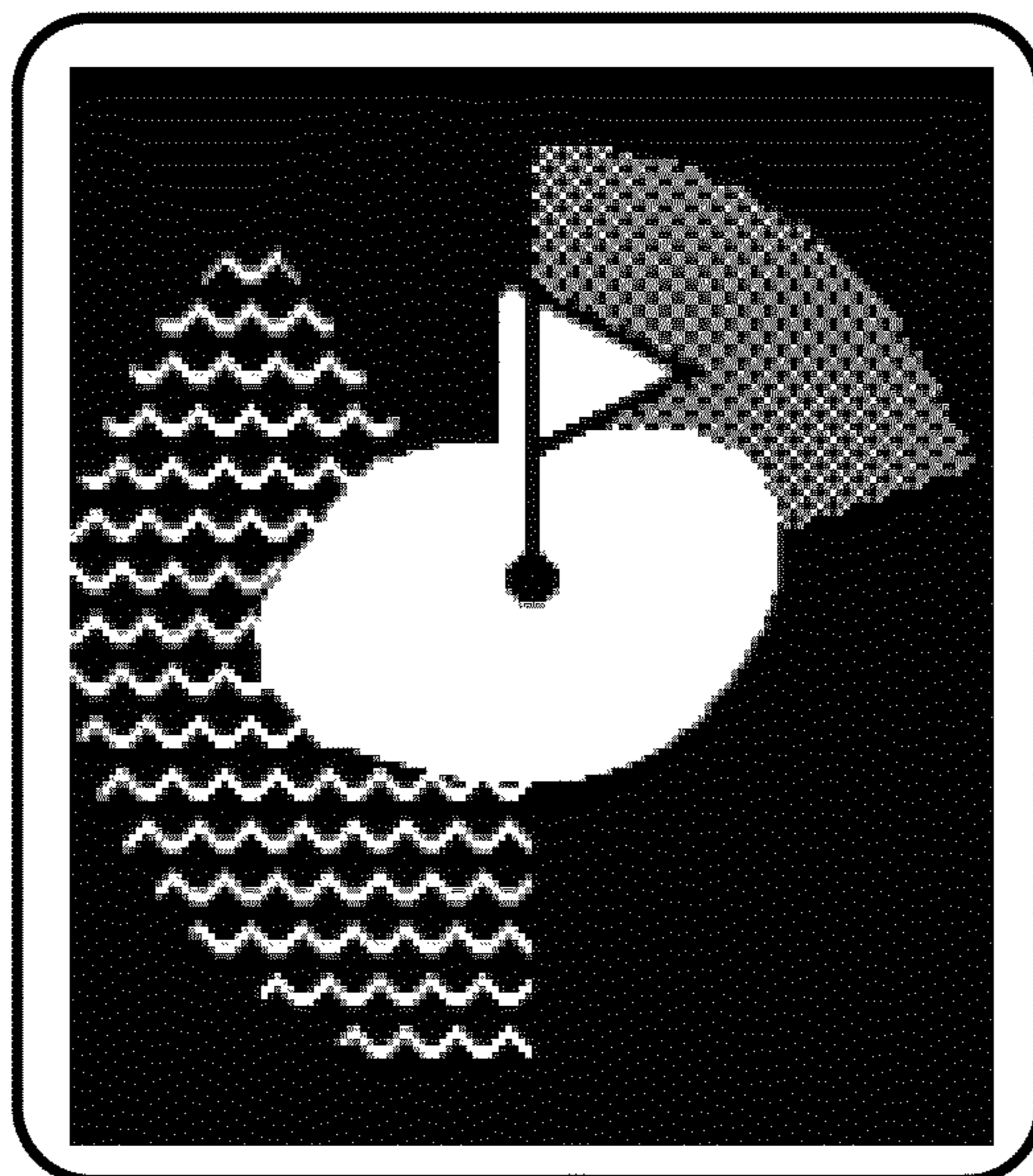


FIG. 1

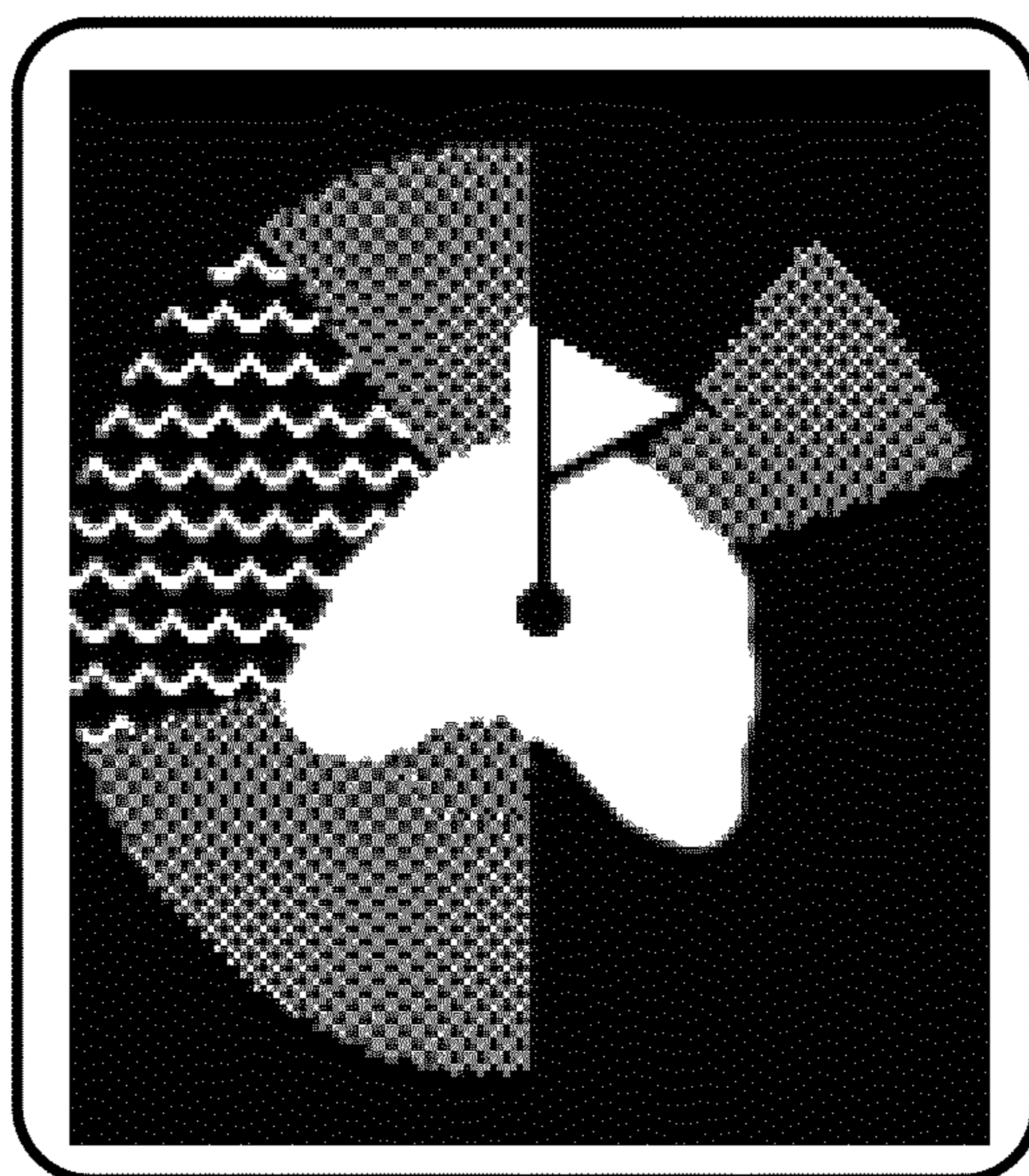


FIG. 2




FIG. 3