



US00D789416S

(12) **United States Design Patent**
Baluja et al.

(10) **Patent No.:** **US D789,416 S**
(45) **Date of Patent:** **** Jun. 13, 2017**

(54) **DISPLAY SCREEN OR PORTION THEREOF WITH ANIMATED GRAPHICAL USER INTERFACE**

(71) Applicant: **Lutron Electronics Co., Inc.**,
Coopersburg, PA (US)

(72) Inventors: **Manisha Dahiya Baluja**, Lansdale, PA (US); **John N. Callen**, Center Valley, PA (US); **Erica L. Clymer**, Northampton, PA (US); **Sanjeev Kumar**, Harleysville, PA (US); **Mark Law**, Bethlehem, PA (US); **Christopher Spencer**, Coopersburg, PA (US)

(73) Assignee: **Lutron Electronics Co., Inc.**,
Coopersburg, PA (US)

(**) Term: **15 Years**

(21) Appl. No.: **29/553,804**

(22) Filed: **Feb. 4, 2016**

(51) **LOC (10) Cl.** **14-04**

(52) **U.S. Cl.**
USPC **D14/490; D14/491; D14/492**

(58) **Field of Classification Search**
USPC D14/485-495
CPC B61C 11/04; B64C 29/00; G06F 3/04817; G06F 3/0482; G06F 2203/04807; G06T 15/02; G06T 13/80; H04M 1/2477; H04N 1/00424
See application file for complete search history.

(56) **References Cited**

U.S. PATENT DOCUMENTS

- 5,021,976 A * 6/1991 Wexelblat G06T 11/206 345/581
- D658,204 S * 4/2012 Jones D14/492
- D708,193 S * 7/2014 Agnew D14/485

- D733,168 S * 6/2015 Kopetsky D14/486
- D735,696 S * 8/2015 Sirpal D14/218
- 9,120,016 B2 * 9/2015 Epstein A63F 13/10
- D741,360 S * 10/2015 Connolly D14/488
- D743,977 S * 11/2015 dela Cruz D14/485
- D759,076 S * 6/2016 Bain D14/486
- D760,272 S * 6/2016 Li D14/487
- D766,965 S * 9/2016 Capela D14/488
- D767,585 S * 9/2016 Qu D14/485
- D768,188 S * 10/2016 Li D14/488
- D769,314 S * 10/2016 Piroddi D14/488
- D774,541 S * 12/2016 Miao D14/488
- 2003/0078704 A1 * 4/2003 Partel B64D 45/00 701/3
- 2009/0276724 A1 * 11/2009 Rosenthal G06F 17/30696 715/771

(Continued)

Primary Examiner — Philip S Hyder

Assistant Examiner — Cary M Robinson

(74) *Attorney, Agent, or Firm* — Saidman DesignLaw Group, LLC

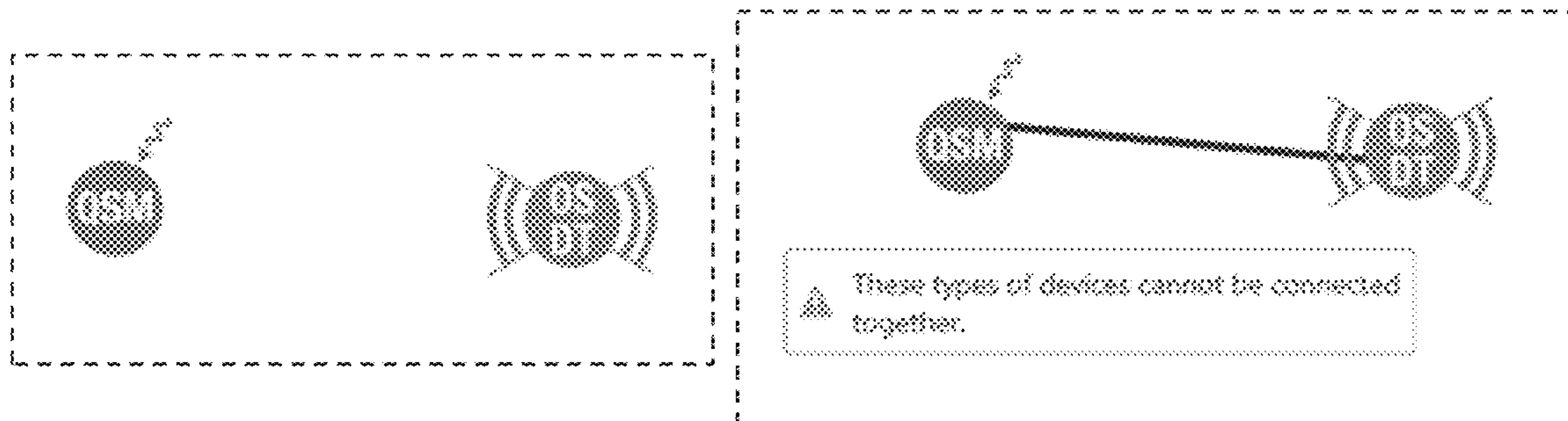
(57) **CLAIM**

The ornamental design for a display screen or portion thereof with animated graphical user interface, as shown and described.

DESCRIPTION

FIG. 1 shows a display screen or portion thereof with animated graphical user interface showing our new design; FIG. 2 shows a second image thereof; and, FIG. 3 shows a third image thereof. The peripheral dashed broken lines represent a display screen or portion thereof and form no part of the claimed design. The appearance of the graphical user interface sequentially transitions between the images shown in FIGS. 1-3. The process or period in which one image transitions to another forms no part of the claimed design.

1 Claim, 1 Drawing Sheet



(56)

References Cited

U.S. PATENT DOCUMENTS

2010/0153848 A1* 6/2010 Saha G06F 17/30884
715/721
2016/0034149 A1* 2/2016 Kang G06F 3/04845
345/173
2016/0259901 A1* 9/2016 Seward G06F 19/345
2016/0357712 A1* 12/2016 Zoon G06F 17/212
2016/0357842 A1* 12/2016 Kohlmeier G06F 3/0481
2016/0364248 A1* 12/2016 Zimmerman G05D 1/0027

* cited by examiner



FIG. 1

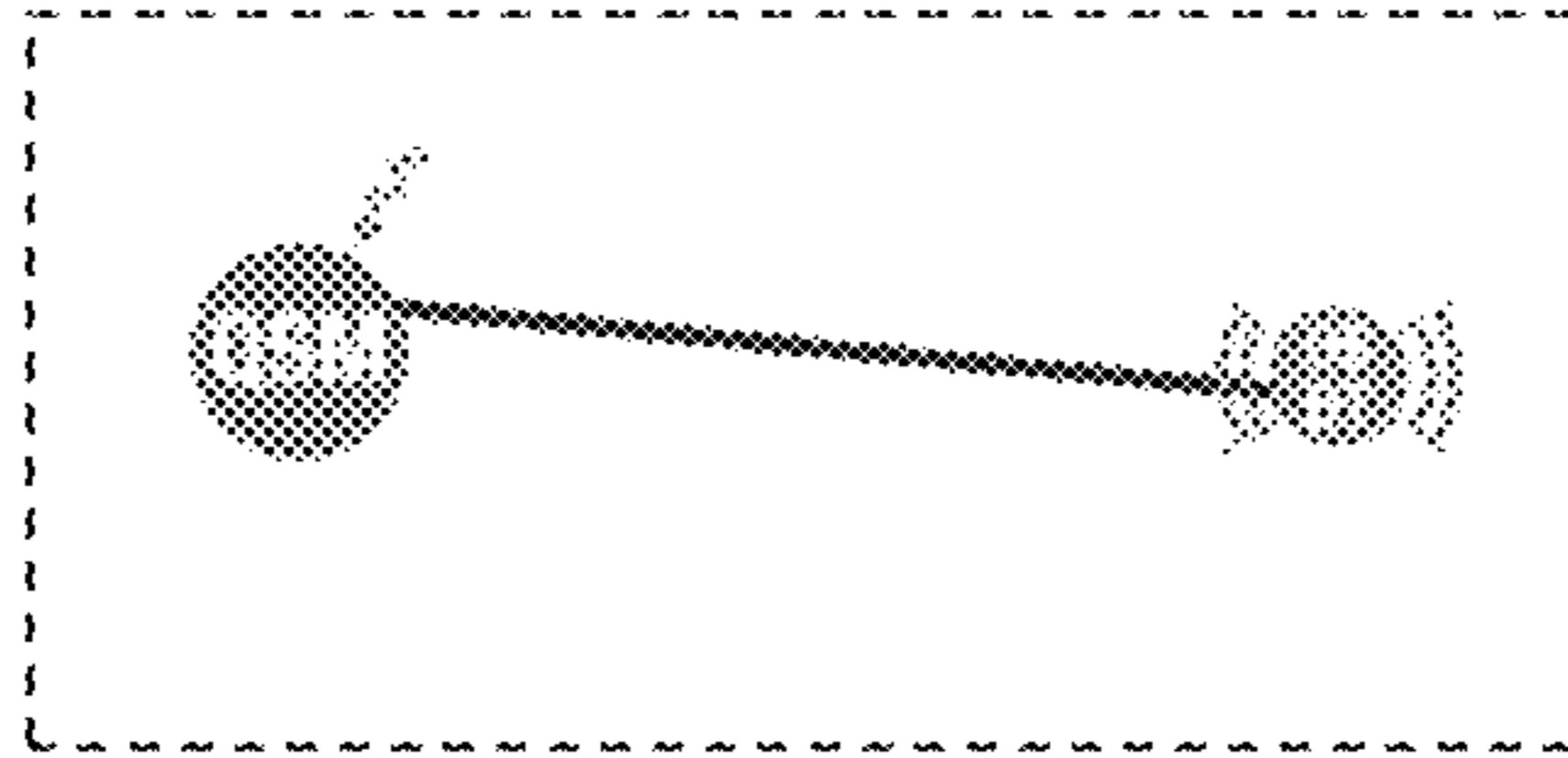


FIG. 2




FIG. 3