



US00D789370S

(12) **United States Design Patent** (10) **Patent No.:** **US D789,370 S**
Akana et al. (45) **Date of Patent:** **** *Jun. 13, 2017**

(54) **STYLUS**

(71) Applicant: **Apple Inc.**, Cupertino, CA (US)

(72) Inventors: **Jody Akana**, San Francisco, CA (US); **Molly Anderson**, San Francisco, CA (US); **Bartley K. Andre**, Palo Alto, CA (US); **Shota Aoyagi**, San Francisco, CA (US); **Anthony Michael Ashcroft**, San Francisco, CA (US); **Jeremy Bataillou**, San Francisco, CA (US); **Daniel J. Coster**, San Francisco, CA (US); **Daniele De Iuliis**, San Francisco, CA (US); **M. Evans Hankey**, San Francisco, CA (US); **Julian Hoenig**, San Francisco, CA (US); **Richard P. Howarth**, San Francisco, CA (US); **Jonathan P. Ive**, San Francisco, CA (US); **Duncan Robert Kerr**, San Francisco, CA (US); **Matthew Dean Rohrbach**, San Francisco, CA (US); **Peter Russell-Clarke**, San Francisco, CA (US); **Benjamin Andrew Shaffer**, San Jose, CA (US); **Mikael Silvano**, San Francisco, CA (US); **Christopher J. Stringer**, Woodside, CA (US); **Eugene Antony Whang**, San Francisco, CA (US); **Rico Zörkendörfer**, San Francisco, CA (US)

(73) Assignee: **Apple Inc.**, Cupertino, CA (US)

(*) Notice: This patent is subject to a terminal disclaimer.

(**) Term: **15 Years**

(21) Appl. No.: **29/578,227**

(22) Filed: **Sep. 20, 2016**

Related U.S. Application Data

(63) Continuation of application No. 29/538,663, filed on Sep. 4, 2015, now Pat. No. Des. 771,630.

(51) **LOC (10) Cl.** 14-02

(52) **U.S. Cl.**
USPC **D14/411**

(58) **Field of Classification Search**
USPC D14/372, 496, 432, 371, 125, 126, 129, D14/299, 411; D16/300-342; 351/158,
(Continued)

(56) **References Cited**

U.S. PATENT DOCUMENTS

D352,703 S 11/1994 Mitcham et al.
5,747,748 A 5/1998 Zigler
(Continued)

OTHER PUBLICATIONS

Adonit Styluses, <<http://www.adonit.net/jot/>>, available at least as early as Sep. 4, 2015.

(Continued)

Primary Examiner — Austin Murphy

(74) *Attorney, Agent, or Firm* — Saidman DesignLaw Group, LLC

(57) **CLAIM**

The ornamental design for a stylus, as shown and described.

DESCRIPTION

FIG. 1 is a perspective view of a stylus showing our new design;

FIG. 2 is another perspective view thereof;


FIG. 3 is a top view thereof;

FIG. 4 is a front view thereof; and,

FIG. 5 is a rear view thereof.

The dashed broken lines represent structure or features which form no part of the claimed design.

1 Claim, 2 Drawing Sheets



(58) **Field of Classification Search**

USPC 351/153, 144; 345/7-9, 905; 455/344;
348/115, 53, 121, 739

CPC G02B 27/017; G06F 3/016; G06F 3/033;
G06F 3/0317; G06F 3/03545; G06F
3/041; G06K 9/222

See application file for complete search history.

(56) **References Cited**

U.S. PATENT DOCUMENTS

D487,746 S	3/2004	Fitch	
D544,484 S	6/2007	Hussaini	
D614,622 S	4/2010	Nakata	
D614,623 S	4/2010	Crisp et al.	
D617,328 S	6/2010	Nakata	
D669,898 S	10/2012	Nakata	
D670,700 S	11/2012	Halsinger et al.	
D680,114 S	4/2013	Hashi	
D681,037 S	4/2013	Hashi	
D682,833 S *	5/2013	Paschke	D14/411
D697,915 S *	1/2014	Lien	D14/411
D699,722 S *	2/2014	Sugino	D14/411
D699,723 S *	2/2014	Nishizawa	D14/411
D705,780 S *	5/2014	Nishizawa	D14/411

D710,854 S	8/2014	Huang	
D717,301 S	11/2014	Groene et al.	
D717,302 S	11/2014	DeSerio	
D717,798 S *	11/2014	Groene	D14/411
D720,349 S	12/2014	Comerford	
D724,086 S *	3/2015	Schoenert	D14/411
D724,087 S	3/2015	Sakatsume	
D727,325 S *	4/2015	Spector	D14/411
D744,486 S	12/2015	Arai	
D750,630 S	3/2016	Nishizawa	
9,298,285 B2	3/2016	Mohindra	
D754,661 S	4/2016	Nishizawa	
D770,454 S *	11/2016	Lee	D14/411
D771,049 S *	11/2016	Akana	D14/411
D771,630 S *	11/2016	Akana	D14/411
D772,230 S *	11/2016	Petit-Huguenin	D14/411
D773,462 S *	12/2016	Mitchell	D14/411

OTHER PUBLICATIONS

U.S. Appl. No. 29/538,663 to Akana et al., titled "Stylus", filed Sep. 4, 2015 (unpublished).

U.S. Appl. No. 29/538,860 to Akana et al., titled "Stylus Tip", filed Sep. 9, 2015 (unpublished).

* cited by examiner

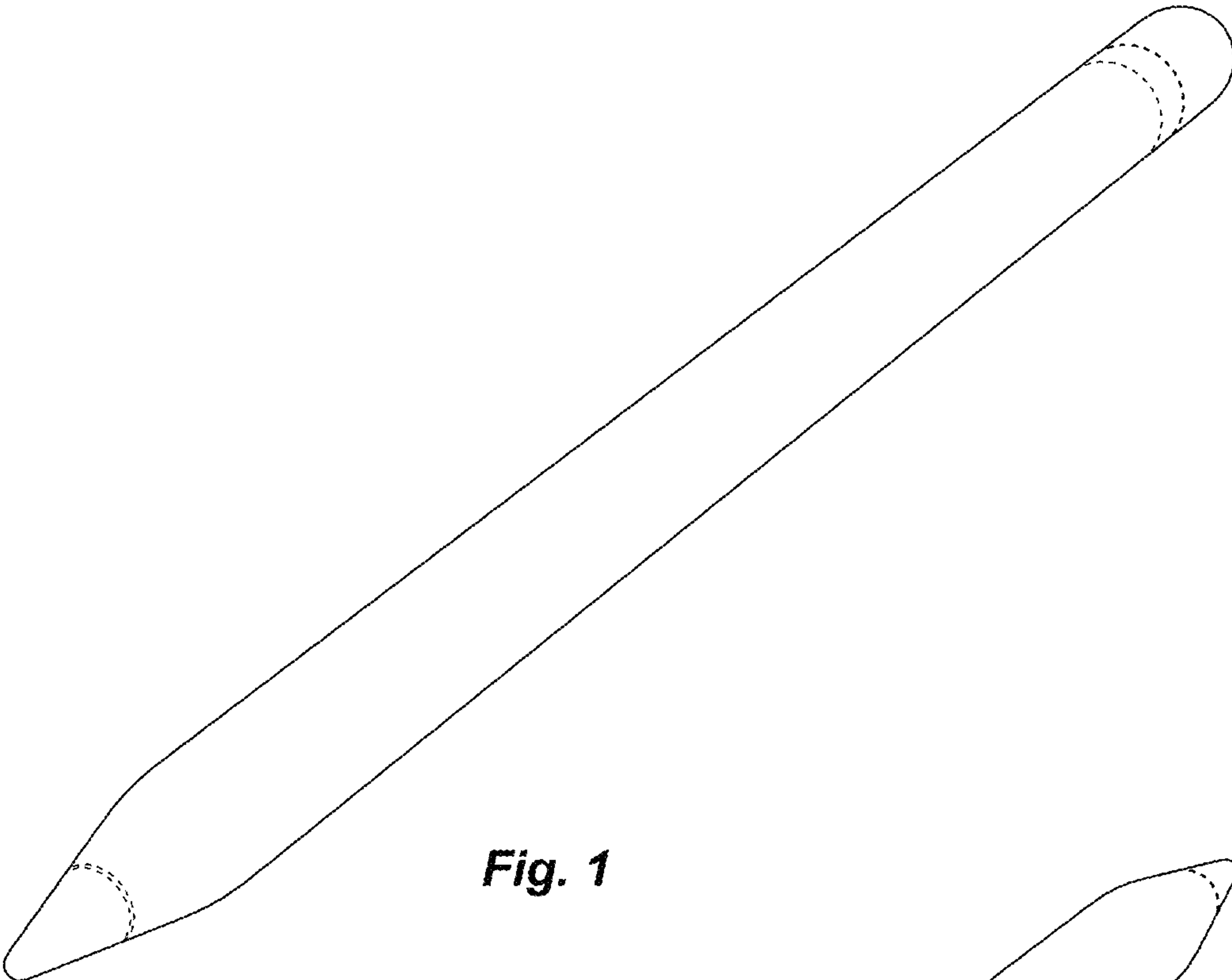


Fig. 1

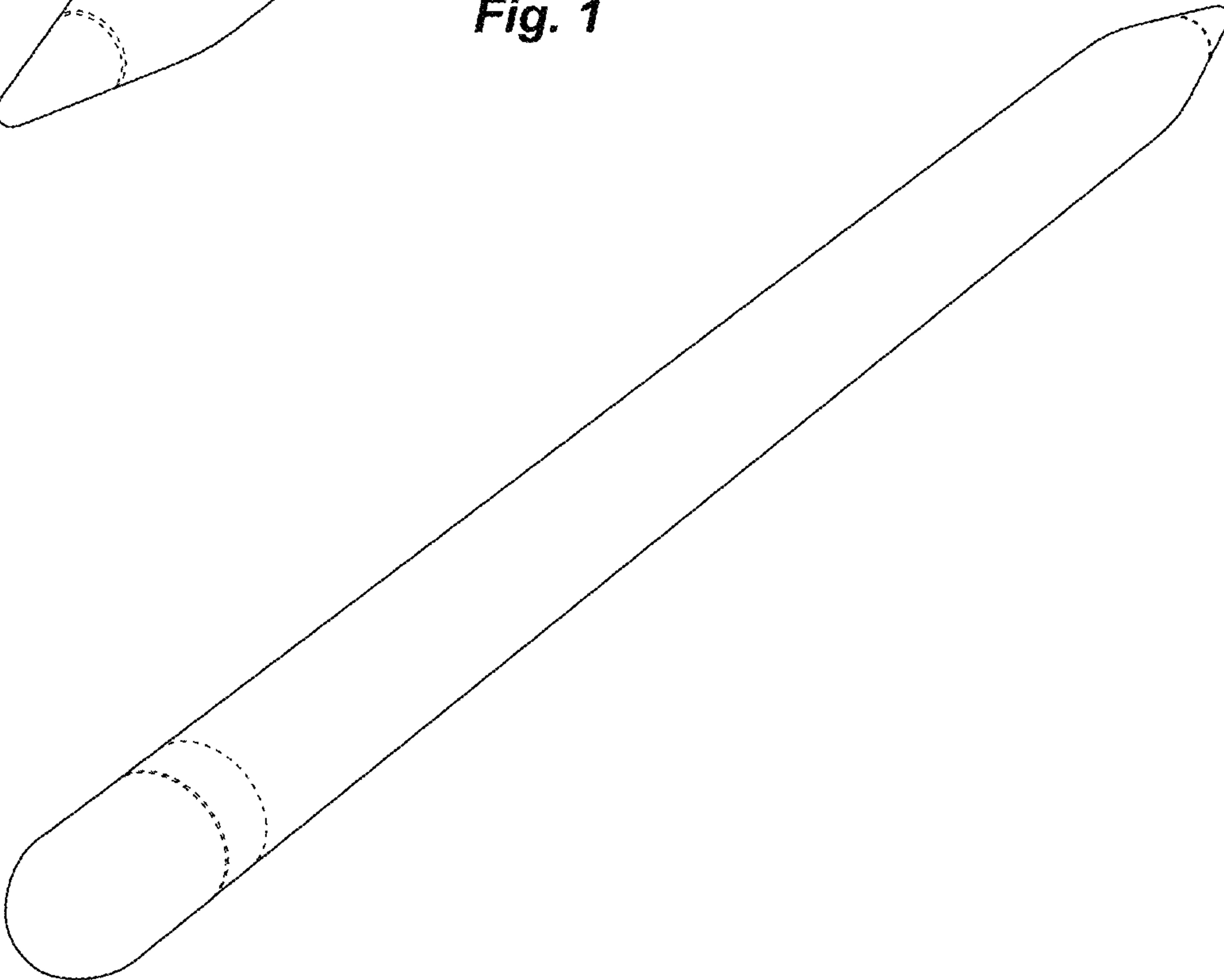


Fig. 2




Fig. 3

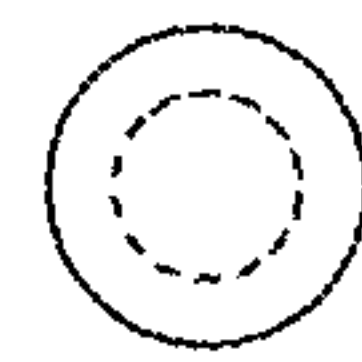


Fig. 4




Fig. 5