



US00D789369S

(12) **United States Design Patent** (10) **Patent No.:** **US D789,369 S**
Kim et al. (45) **Date of Patent:** **** Jun. 13, 2017**

(54) **KEYBOARD**

(56) **References Cited**

(71) Applicant: **Samsung Electronics Co., Ltd.**,
Suwon-si (KR)
(72) Inventors: **Sungkwon Kim**, Seoul (KR); **Chungha Kim**, Seoul (KR); **Kwaneui Hong**,
Yongin-si (KR)
(73) Assignee: **SAMSUNG ELECTRONICS CO., LTD.**, Suwon-si (KR)

U.S. PATENT DOCUMENTS

D480,398 S	10/2003	Lee et al.	
D601,148 S *	9/2009	Akita	D14/391
D615,086 S	5/2010	Morabito	
D619,590 S *	7/2010	Chatterjee	D14/398
D643,037 S *	8/2011	Liang	D14/391
D676,848 S *	2/2013	Smith	D14/391
D688,242 S *	8/2013	Smith	D14/391
D691,135 S	10/2013	Choi	
2009/0135554 A1 *	5/2009	Chien	G06F 1/1613 361/679.08
2014/0186085 A1 *	7/2014	Zhang	G06F 3/0202 400/490

(**) Term: **15 Years**

* cited by examiner

(21) Appl. No.: **29/548,480**

Primary Examiner — Freda S Nunn

(22) Filed: **Dec. 14, 2015**

(74) *Attorney, Agent, or Firm* — McAndrews Held & Malloy, Ltd.

(30) **Foreign Application Priority Data**

(57) **CLAIM**

Jun. 24, 2015 (KR) 30-2015-0031951

The ornamental design for a keyboard, as shown and described.

(51) **LOC (10) Cl.** **14-02**

DESCRIPTION

(52) **U.S. Cl.**

USPC **D14/391**

(58) **Field of Classification Search**

USPC D14/240, 138, 341, 391-399, 443, 455,
D14/456, 315, 318, 434; D18/1, 2, 7, 11;
178/17 A, 17 C; 200/5 A, 5 R, 6 A, 6 R;
235/145 A, 145 R; 341/20-23; 345/156,
345/160, 168, 169, 173; 361/679.08,
361/679.09, 679.11-679.19;
400/484-489, 492, 472
CPC G06F 1/16; G06F 1/1616; G06F 1/162;
G06F 1/1601; G06F 1/1626; G06F
3/0202; G06F 1/1632; G06F 1/1654;
G09B 13/04; H03M 11/00; H03K 17/94;
H05K 5/00; H01H 3/125; H01H 13/705;
B41J 5/08

FIG. 1 is a top perspective view of a keyboard showing our new design;
FIG. 2 is a front elevation view thereof;
FIG. 3 is a rear elevation view thereof;
FIG. 4 is a left-side elevation view thereof;
FIG. 5 is a right-side elevation view thereof;
FIG. 6 is a top plan view thereof;
FIG. 7 is a bottom plan view thereof; and,
FIG. 8 is a front perspective view thereof, with additional unclaimed environment.

The dashed broken lines depict environment and portions of the keyboard that form no part of the claimed design.

The dot-dash lines represent an unclaimed boundary line and form no part of the claimed design.

See application file for complete search history.

1 Claim, 6 Drawing Sheets

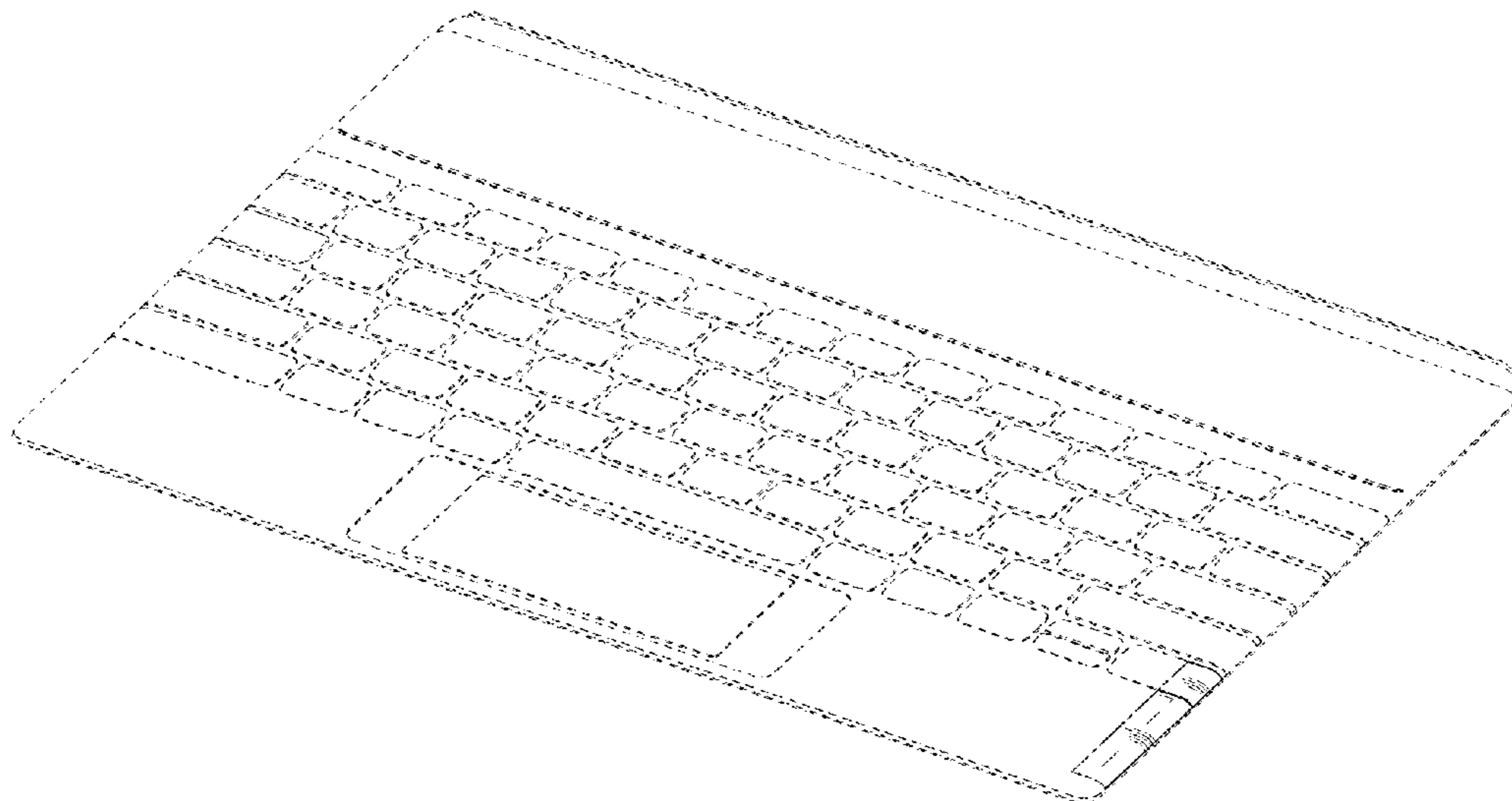


FIG. 1

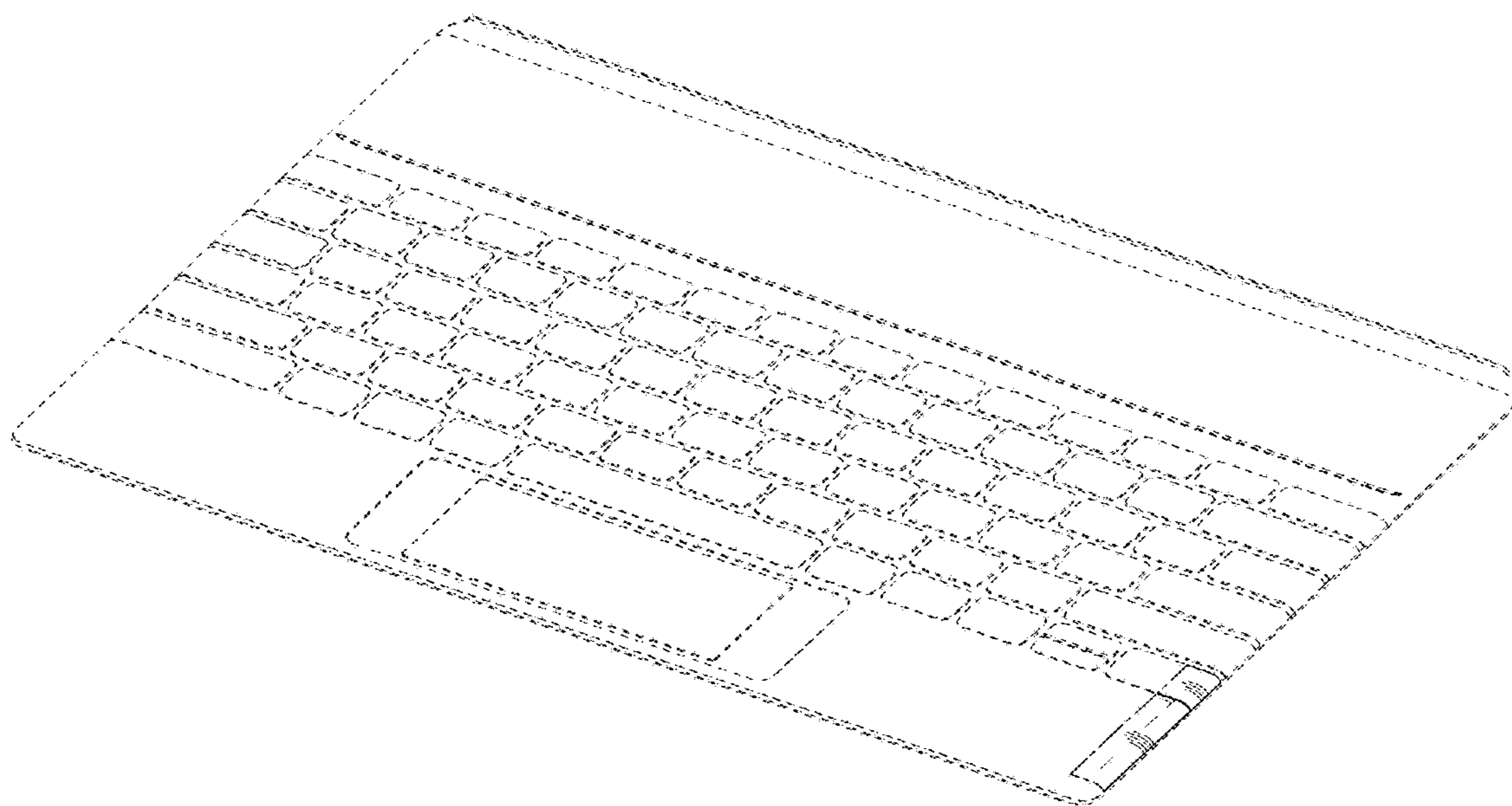


FIG. 2



FIG. 3




FIG. 4




FIG. 5

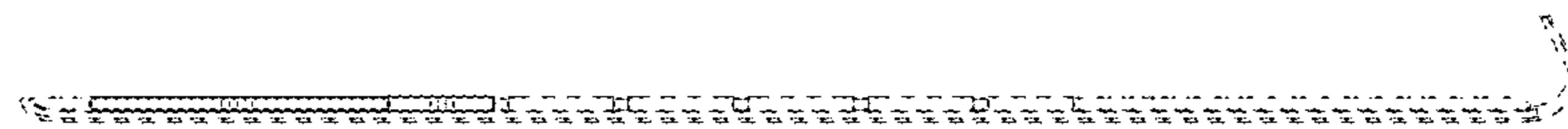


FIG. 6

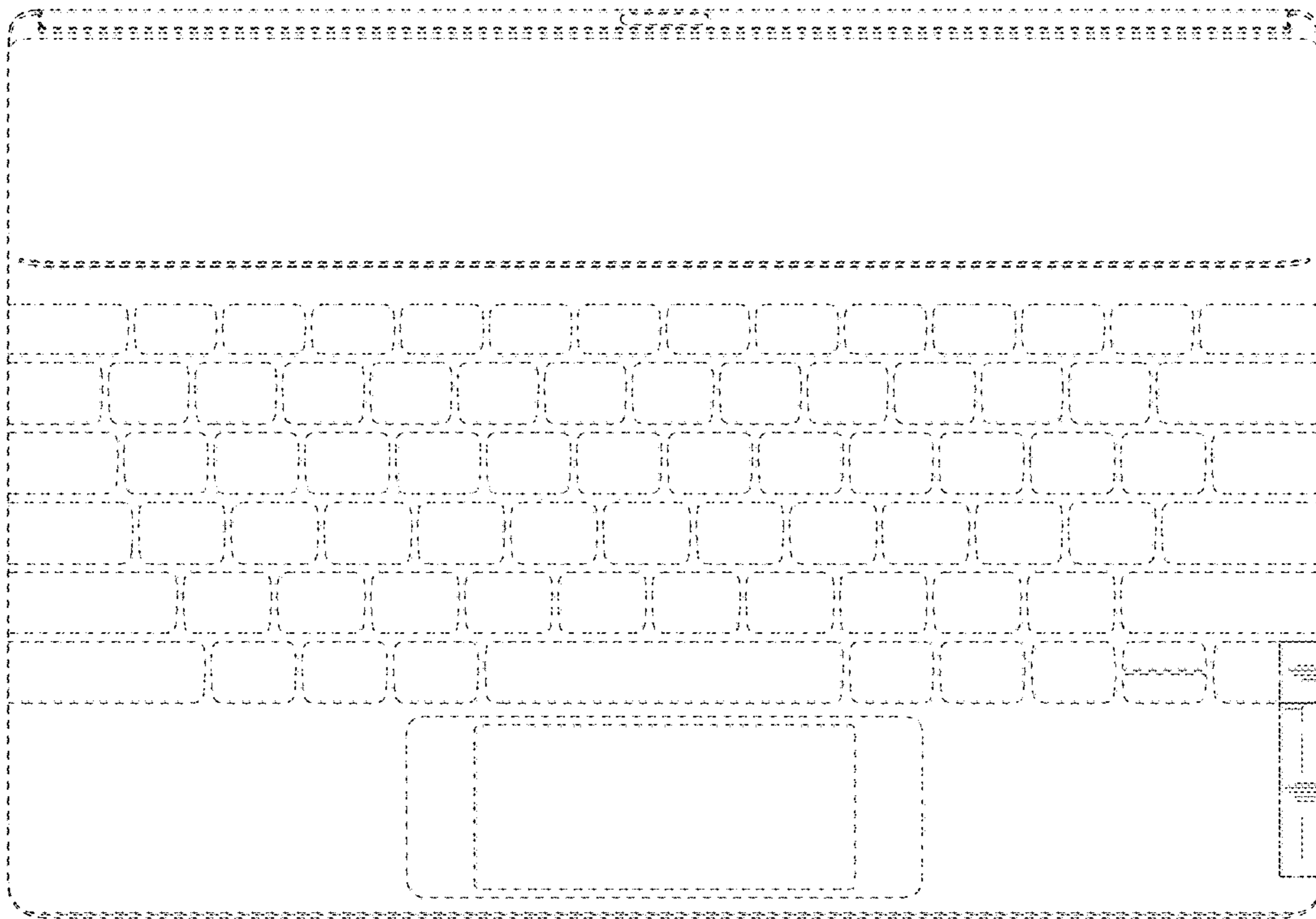


FIG. 7



FIG. 8

