



US00D789353S

(12) **United States Design Patent**
Sakatsume

(10) **Patent No.:** **US D789,353 S**
(45) **Date of Patent:** **** Jun. 13, 2017**

- (54) **LAPTOP COMPUTER**
- (71) Applicant: **Hewlett-Packard Development Company, L.P.**, Houston, TX (US)
- (72) Inventor: **Norihiko Sakatsume**, Houston, TX (US)
- (73) Assignee: **Hewlett-Packard Development Company, L.P.**, Houston, TX (US)
- (**) Term: **15 Years**
- (21) Appl. No.: **29/555,094**
- (22) Filed: **Feb. 18, 2016**
- (51) **LOC (10) Cl.** **14-02**
- (52) **U.S. Cl.**
USPC **D14/315**
- (58) **Field of Classification Search**
USPC D14/315-327; D18/1, 2, 7, 11;
235/145 A, 145 R; 341/22, 23; 345/104,
345/156, 168, 169, 173; 361/679.08,
361/679.09, 679.11, 679.26, 679.27
CPC G06F 1/16; G06F 1/1616; G06F 1/1626;
G06F 1/1632; G06F 1/1613; G06F
1/1601; G06F 1/1618; G06F 1/162; G06F
1/166; G06F 1/1654; G06F 1/1681; G06F
1/1637; G06F 1/1688; G06F 1/1656;
H01R 35/02; H03M 11/00; G09B 13/04;
H03K 17/94; G09G 5/00; F16M 11/10;
H05K 5/00; H04M 1/0237
See application file for complete search history.

- D664,953 S * 8/2012 Hung D14/327
- D683,344 S * 5/2013 Kao D14/318
- D705,216 S * 5/2014 Baek D14/315
- D724,075 S * 3/2015 Sohn D14/315

* cited by examiner

Primary Examiner — Freda S Nunn

(74) *Attorney, Agent, or Firm* — Foley & Lardner

(57) **CLAIM**

I claim the ornamental design for a laptop computer, as shown and described.

DESCRIPTION


FIG. 1 is front, top, right perspective view of the claimed design in a closed configuration;
 FIG. 2 is a top plan view thereof;
 FIG. 3 a bottom plan view thereof;
 FIG. 4 is a front elevational view thereof;
 FIG. 5 is a rear elevational view thereof;
 FIG. 6 is a right side elevational view thereof;
 FIG. 7 is a left side elevational view thereof;
 FIG. 8 is front, top, right perspective view of the claimed design in an open configuration;
 FIG. 9 is a top plan view thereof;
 FIG. 10 a bottom plan view thereof;
 FIG. 11 is a front elevational view thereof;
 FIG. 12 is a rear elevational view thereof;
 FIG. 13 is a right side elevational view thereof; and,
 FIG. 14 is a left side elevational view thereof.

The ornamental design which is claimed is shown in solid lines in the drawings. The broken lines formed by dashes show unclaimed subject matter and form no part of the claimed design.

(56) **References Cited**
U.S. PATENT DOCUMENTS

- D591,283 S * 4/2009 Luminosu D14/318
- D607,882 S * 1/2010 Nakada D14/315

1 Claim, 12 Drawing Sheets






FIG. 1




FIG. 2




FIG. 3




FIG. 4




FIG. 5

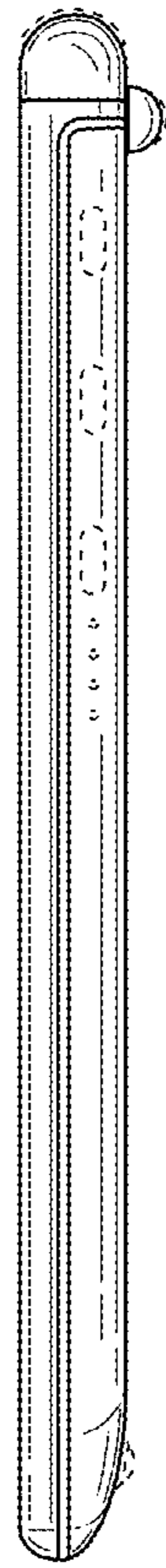


FIG. 6

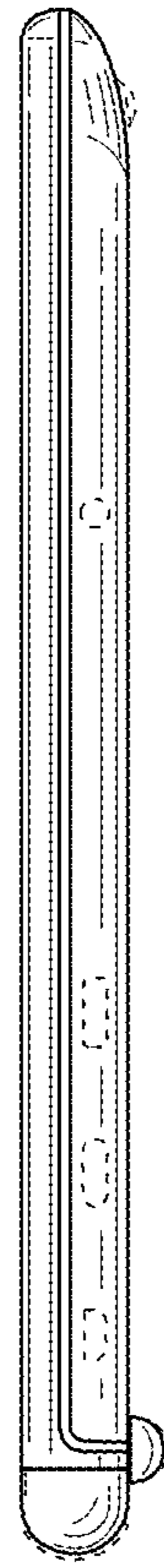


FIG. 7

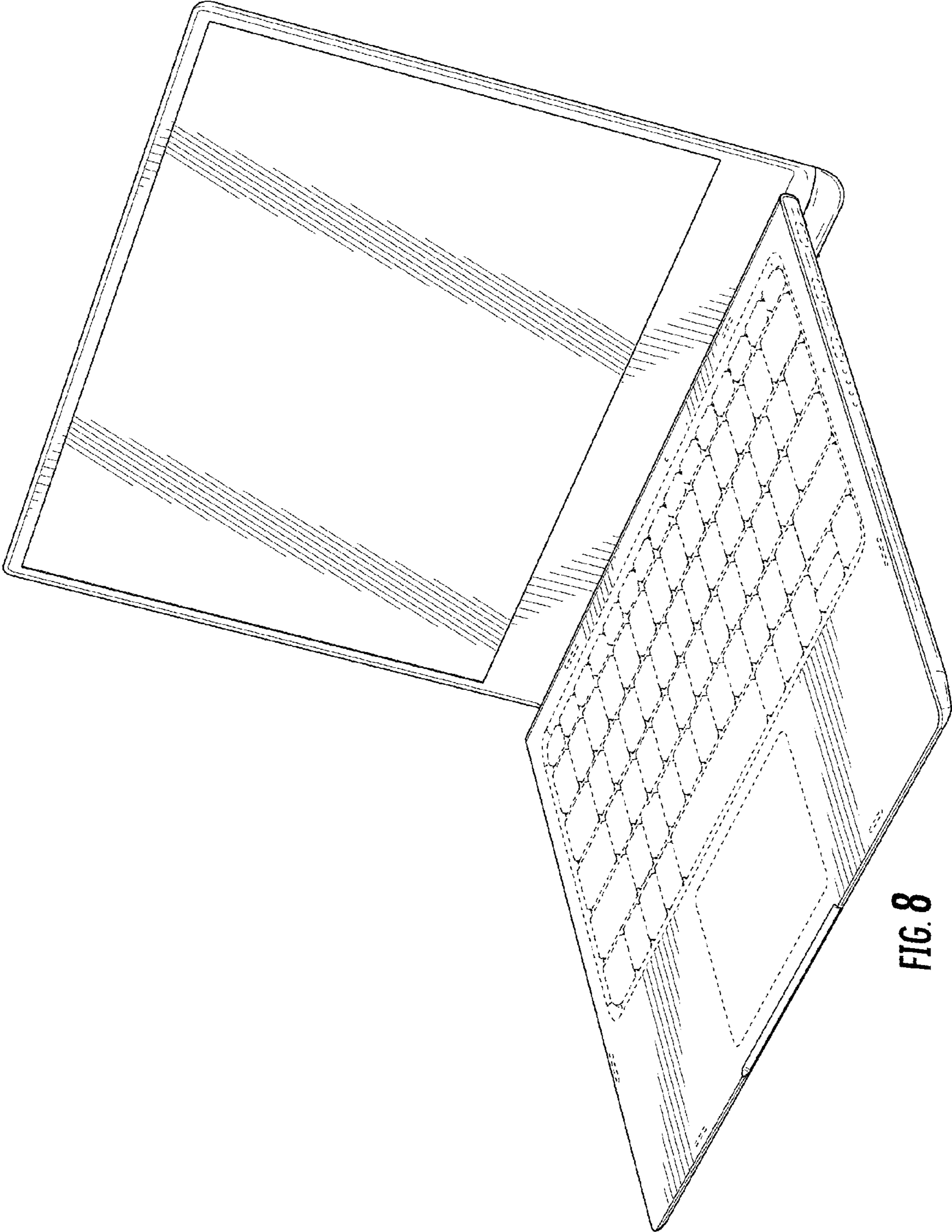


FIG. 8

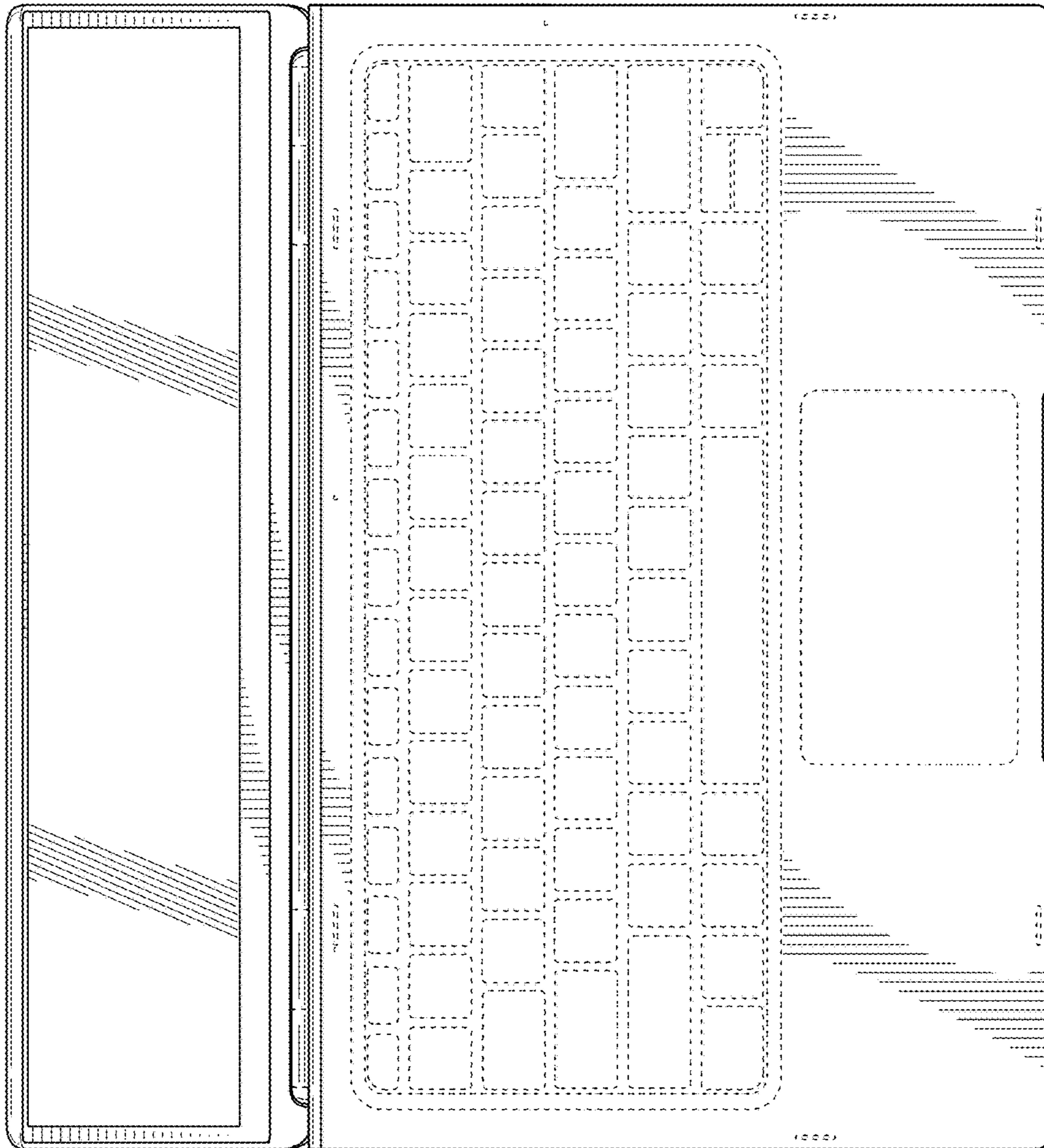


FIG. 9

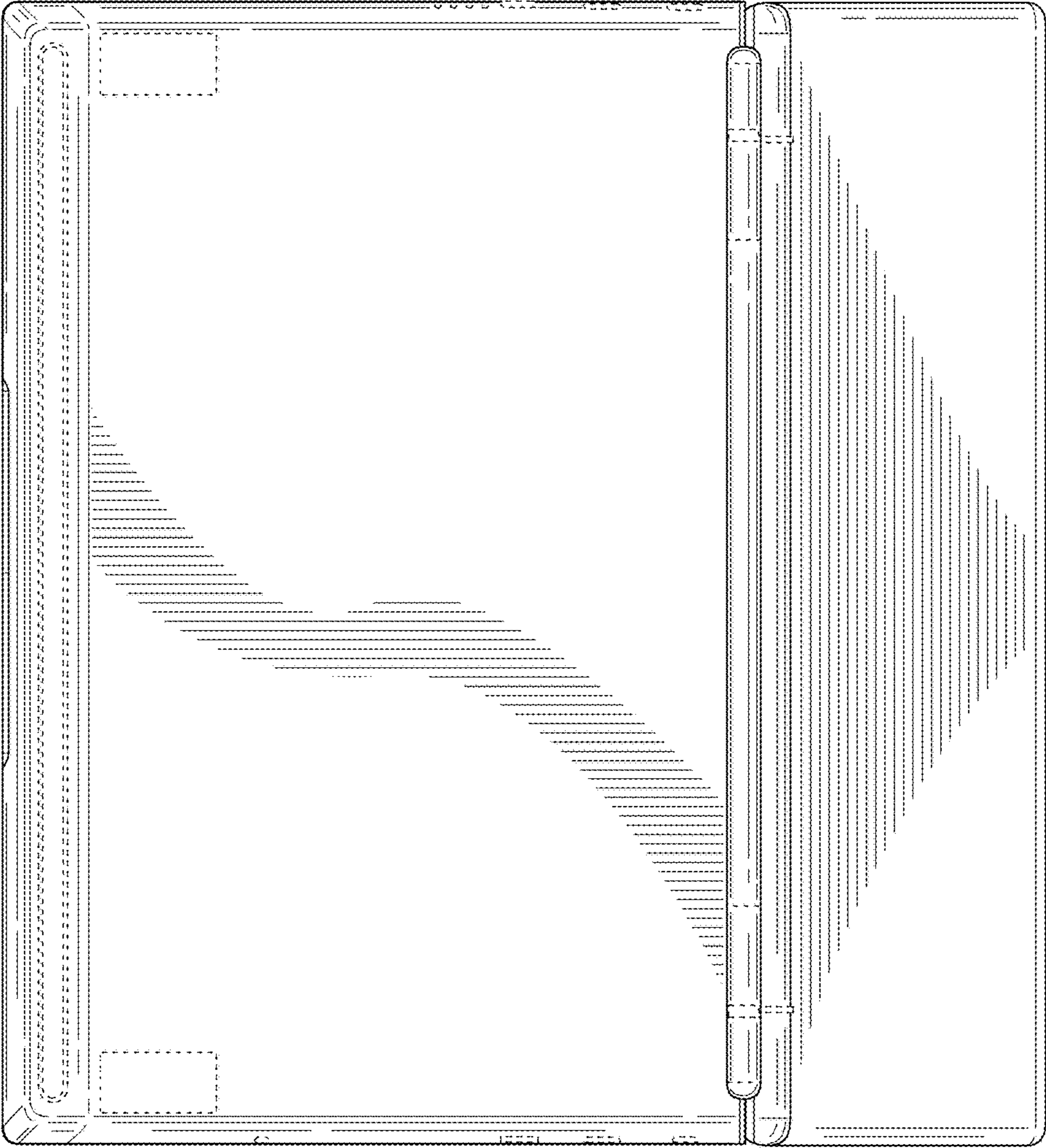


FIG. 10

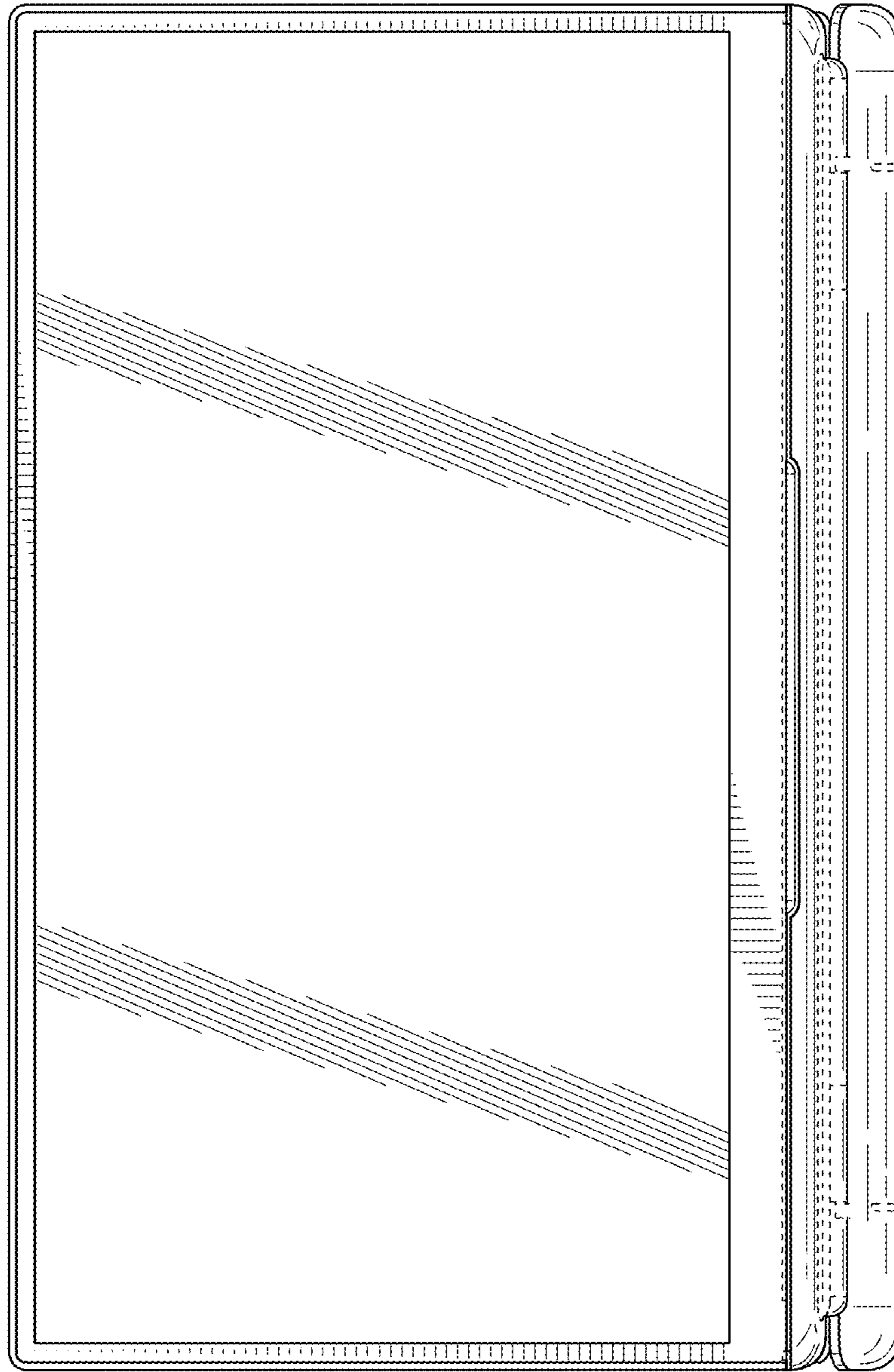


FIG. 11




FIG. 12

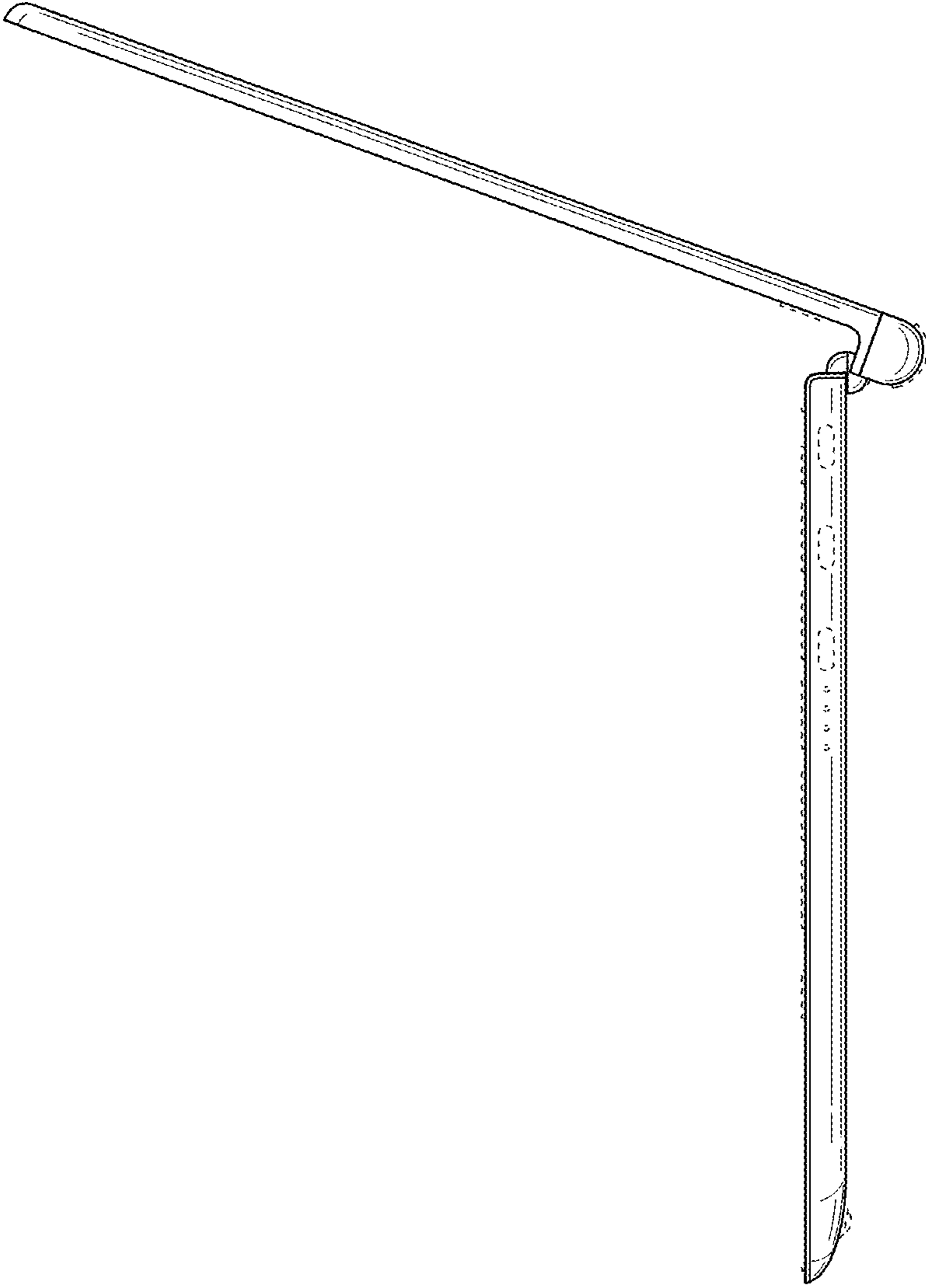


FIG. 13

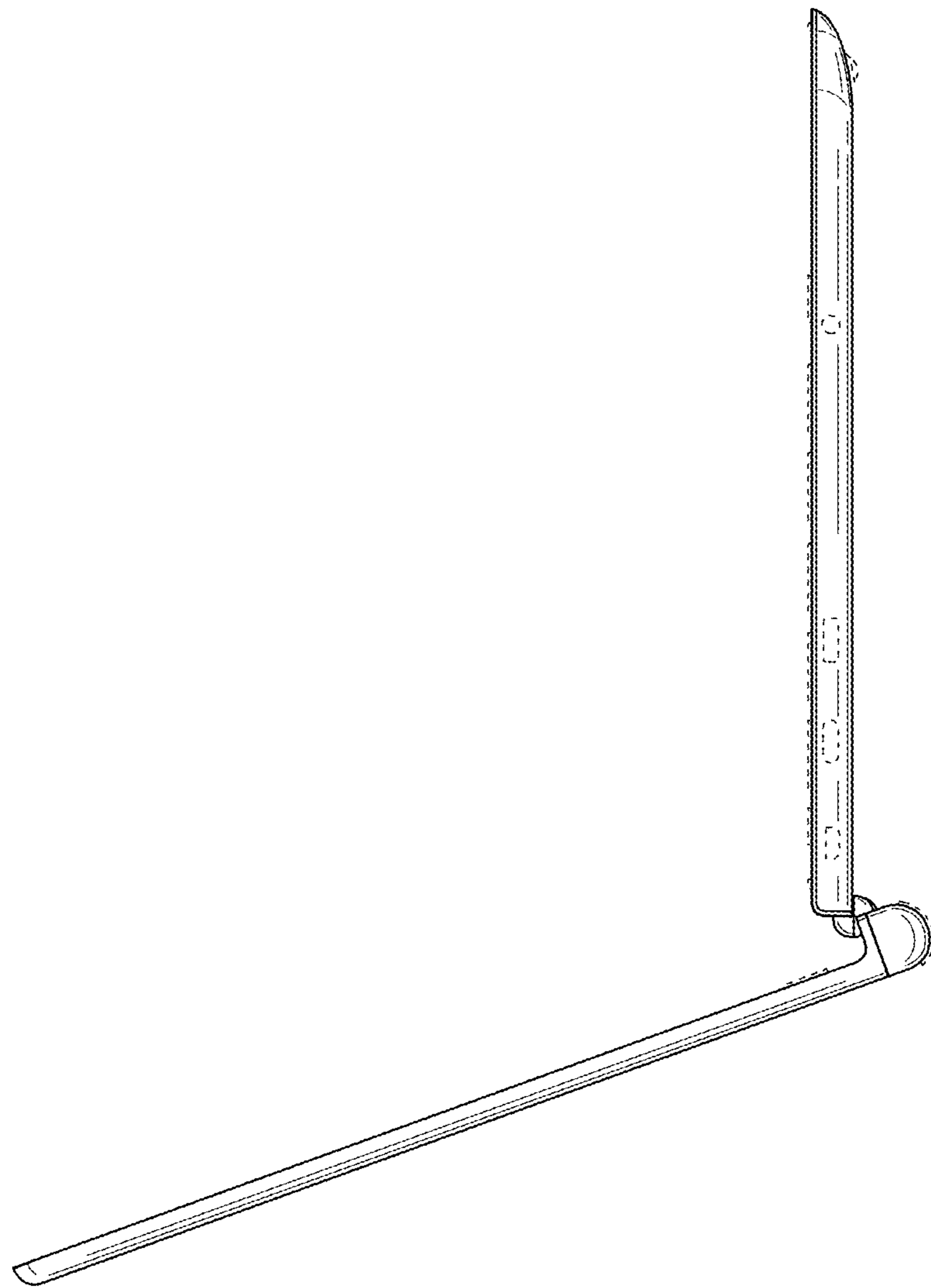


FIG. 14