



US00D789347S

(12) **United States Design Patent**
Zamudio

(10) **Patent No.:** **US D789,347 S**
(45) **Date of Patent:** **** Jun. 13, 2017**

- (54) **CELLULAR PHONE CASE**
- (71) Applicant: **Zachary Nolan Zamudio**, Bellingham, WA (US)
- (72) Inventor: **Zachary Nolan Zamudio**, Bellingham, WA (US)
- (**) Term: **15 Years**
- (21) Appl. No.: **29/557,232**
- (22) Filed: **Mar. 7, 2016**
- (51) **LOC (10) Cl.** **14-03**
- (52) **U.S. Cl.**
USPC **D14/250**
- (58) **Field of Classification Search**
USPC D14/238.1, 440, 203.3-203.7, 217, 240, D14/447, 250, 251-253, 248, 496, 391; D3/201, 218, 247, 269, 273, 301, 303; D13/103, 107-108, 119
CPC H04B 1/3888; H04M 1/0283; H04M 1/0202; A45C 1/06; A45C 2011/002; A45C 11/00; A45C 13/02; A45F 2005/026; A45F 2200/0525; A45F 2200/0516

See application file for complete search history.

(56) **References Cited**

U.S. PATENT DOCUMENTS

- D312,534 S * 12/1990 Nelson D10/80
- D400,497 S * 11/1998 Sabag D13/103
- D438,536 S * 3/2001 Willison D14/253
- D610,111 S * 2/2010 Kim D14/138 AA
- D647,519 S * 10/2011 Rothbaum D14/250
- D648,332 S * 11/2011 Kim D14/248
- D659,691 S * 5/2012 Kim D14/250
- D678,327 S * 3/2013 Lee D14/203.3
- D682,817 S * 5/2013 Murchison D14/250
- D692,826 S * 11/2013 Aida D13/108

- D695,729 S * 12/2013 Shi D14/248
- D696,656 S * 12/2013 Murchison D14/250
- D709,484 S * 7/2014 Yoo D14/250
- D711,361 S * 8/2014 Requa D14/250
- D712,391 S * 9/2014 Kim D14/250
- D716,282 S * 10/2014 Melanson D14/250
- D718,316 S * 11/2014 Veltz D14/440
- D719,945 S * 12/2014 Chiang D14/250
- D719,946 S * 12/2014 Chiang D14/250
- D723,017 S * 2/2015 Song D14/250
- D723,535 S * 3/2015 Minn D14/250
- D737,262 S * 8/2015 Jia D14/250
- D761,780 S * 7/2016 Nguyen D14/250
- D762,204 S * 7/2016 Armstrong D14/250
- D766,247 S * 9/2016 Burmester D14/440
- 2012/0274195 A1 * 11/2012 Thompson H04M 1/0283 312/237

* cited by examiner

Primary Examiner — Carla Jobe Wright
(74) *Attorney, Agent, or Firm* — Michael R. Schacht; Schacht Law Offices, Inc.

(57) **CLAIM**

The ornamental design for a cellular phone case, as shown and described.

DESCRIPTION

FIG. 1 is a back perspective view of a cellular phone case showing my new design;
FIG. 2 is a front perspective view of the cellular phone case;
FIG. 3 is a back elevation view of the cellular phone case;
FIG. 4 is a side elevation view of the cellular phone case;
FIG. 5 is a second side elevation view of the cellular phone case;
FIG. 6 is front elevation view of the cellular phone case;
FIG. 7 is a top plan view of the cellular phone case; and,
FIG. 8 is a bottom plan view of the cellular phone case.

1 Claim, 5 Drawing Sheets

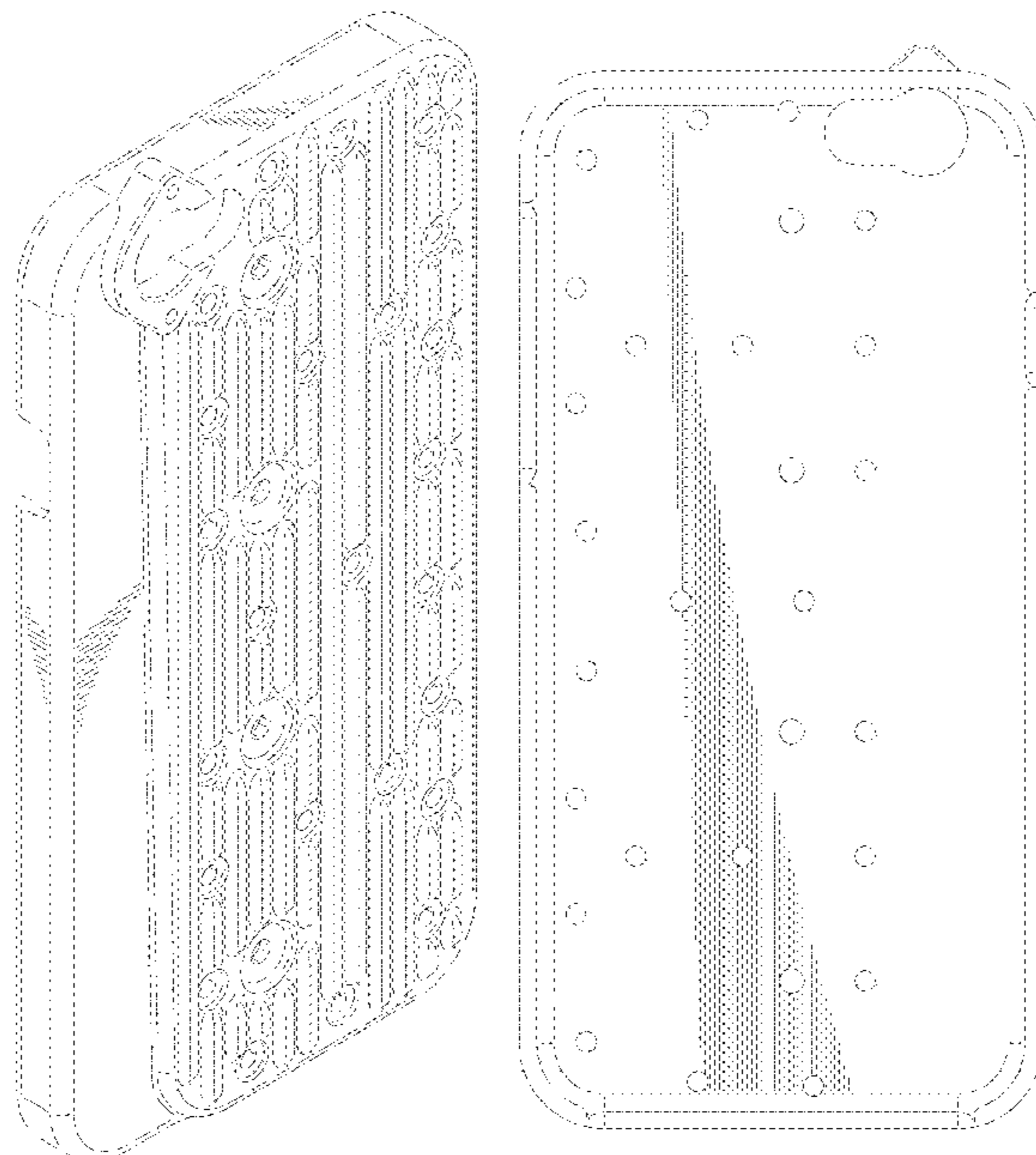


FIG. 1

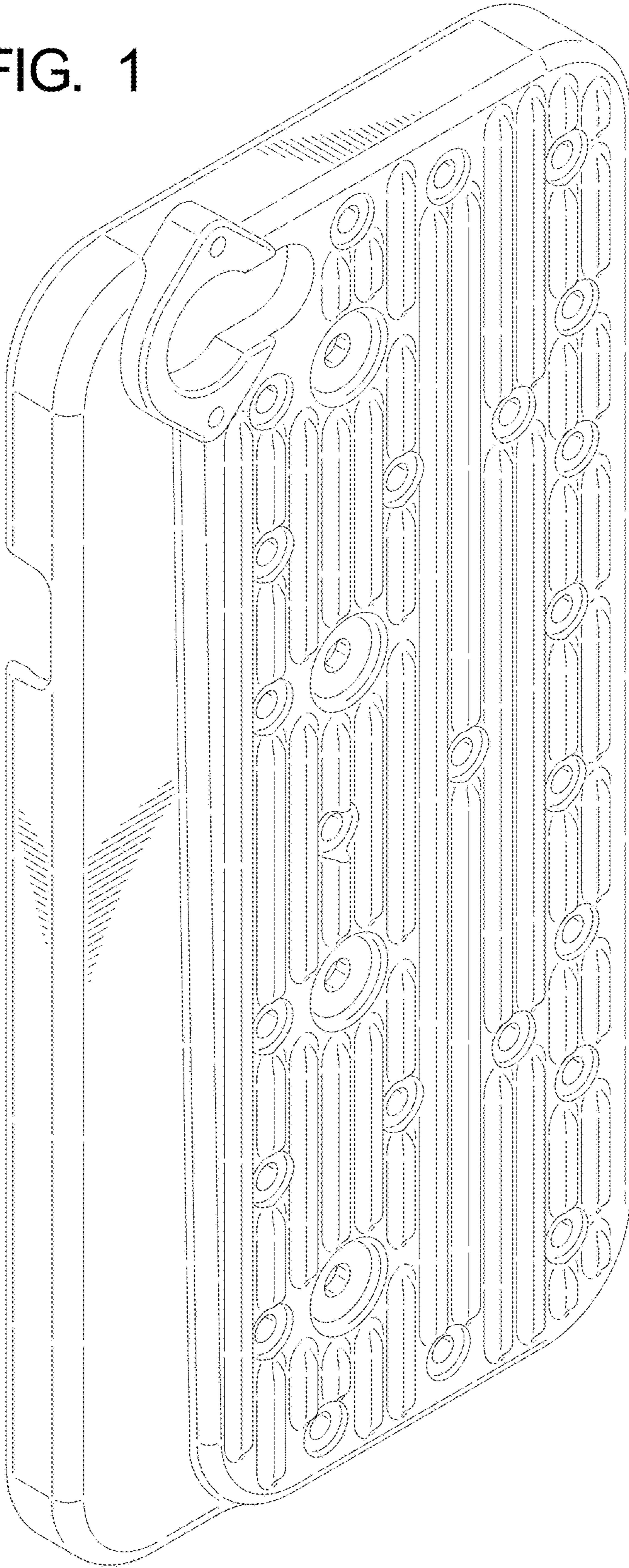


FIG. 2

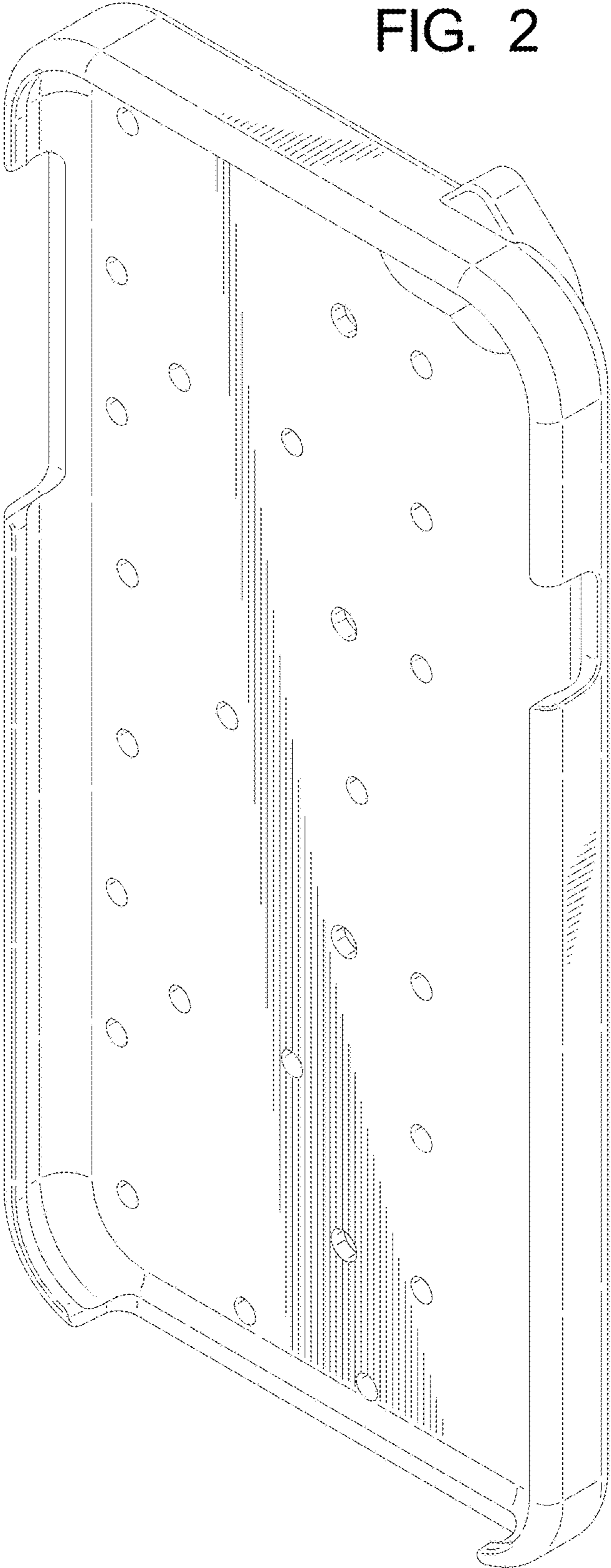


FIG. 3

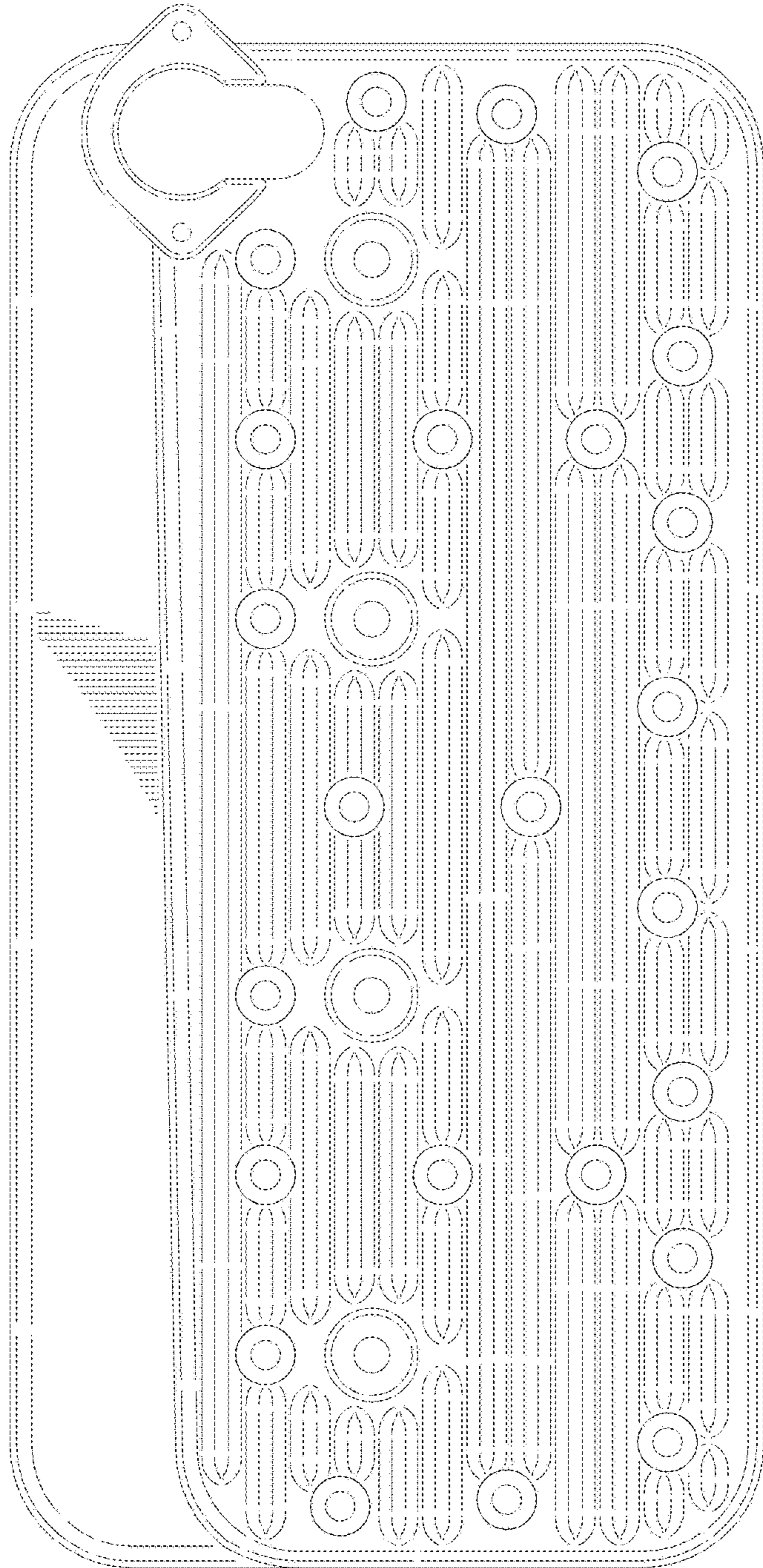


FIG. 4

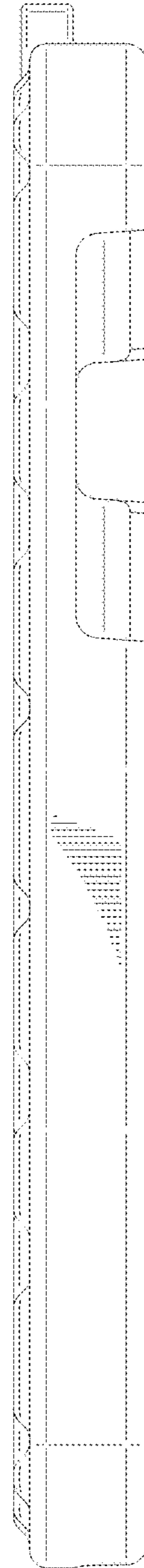


FIG. 5




FIG. 6

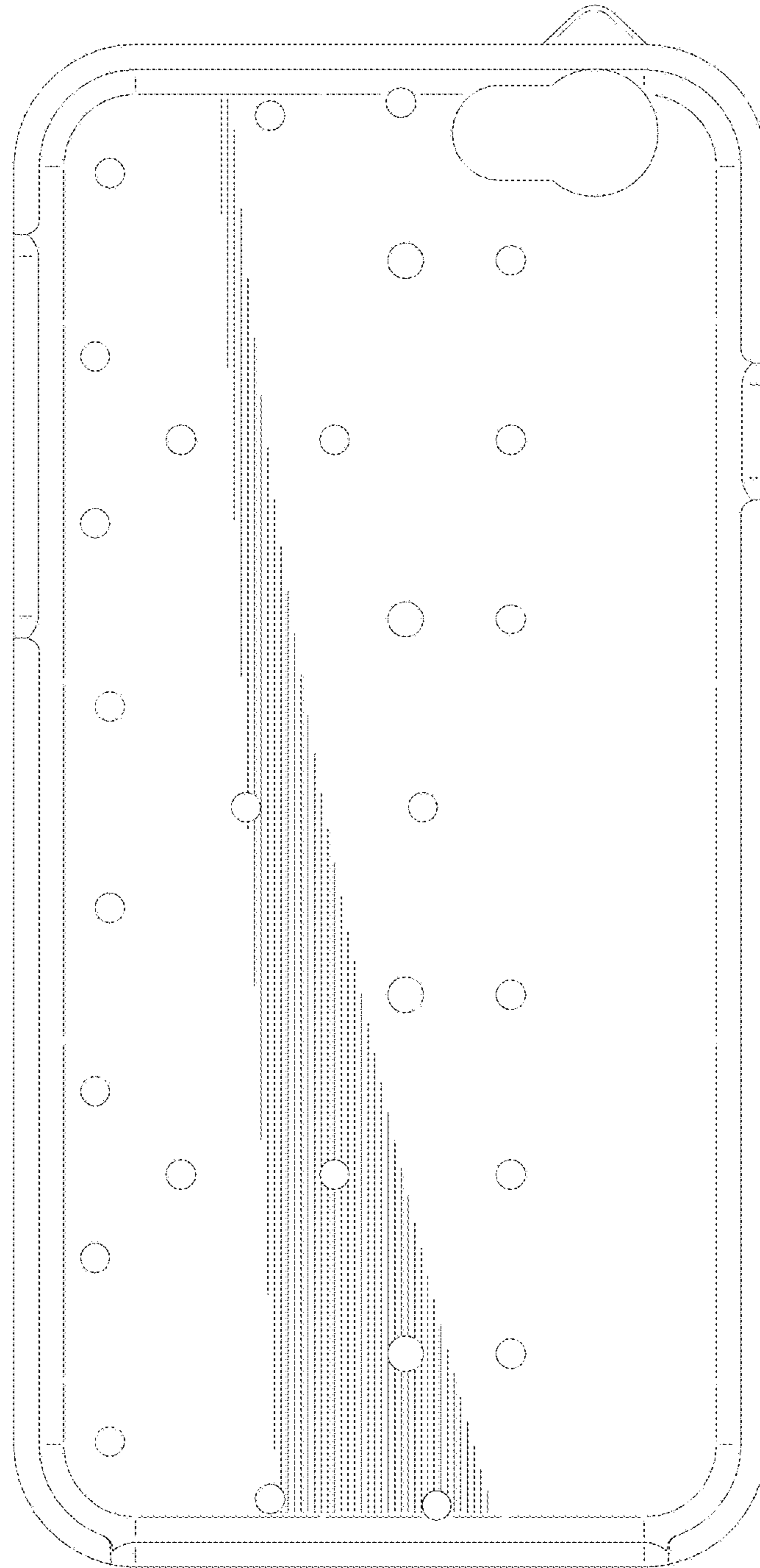


FIG. 7

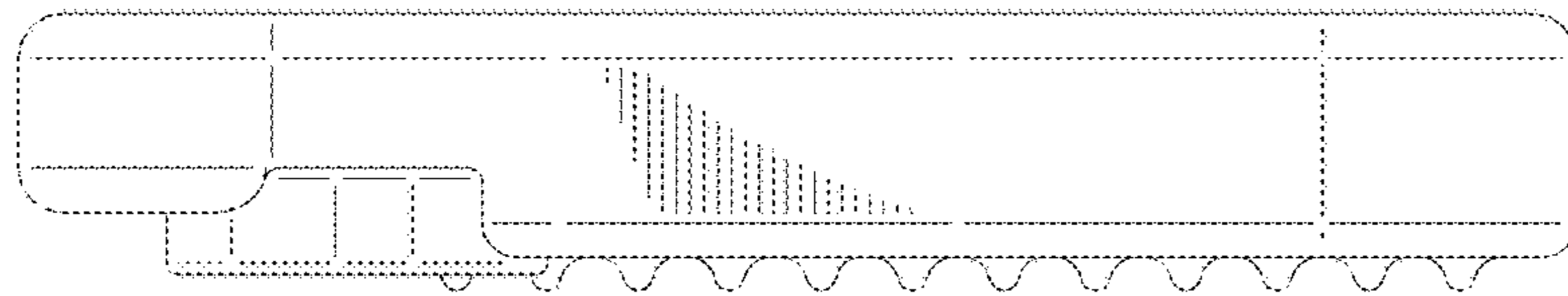


FIG. 8

