



US00D789338S

(12) **United States Design Patent**
Moon

(10) **Patent No.:** **US D789,338 S**

(45) **Date of Patent:** **** Jun. 13, 2017**

(54) **WIRELESS REPEATER**

(71) Applicant: **Samsung Electronics Co., Ltd.**,
Suwon-si (KR)

(72) Inventor: **Ji-Hyun Moon**, Gwangmyeong-Si (KR)

(73) Assignee: **Samsung Electronics Co., Ltd.**,
Suwon-si (KR)

(**) Term: **15 Years**

(21) Appl. No.: **29/546,732**

(22) Filed: **Nov. 25, 2015**

(30) **Foreign Application Priority Data**

Aug. 13, 2015 (KR) 30-2015-0040910

(51) **LOC (10) Cl.** **14-03**

(52) **U.S. Cl.**
USPC **D14/240; D14/358**

(58) **Field of Classification Search**
USPC D14/356-358, 388, 496, 137, 140, 155,
D14/225, 226, 230, 240, 242, 243, 299,
D14/300, 301, 302, 314, 328, 348, 349,
D14/353, 354; D13/123, 158, 162, 162.1,
D13/164, 168, 171-174, 184, 199;
D10/61, 65, 103, 104.1, 121, 46, 106.1,
D10/106.2, 106.3, 106.6, 106.99
CPC ... H04W 88/00; H04W 88/005; H04W 88/08;
H04W 88/085; H04W 88/10; H04W
88/12; H04W 84/04; H04W 84/042;
H04W 84/045; H04W 84/047; H04W
84/105

See application file for complete search history.

(56) **References Cited**

U.S. PATENT DOCUMENTS

D292,914 S * 11/1987 Moeller D13/123
5,697,809 A * 12/1997 Chung H01R 13/72
174/129 B

D429,238 S * 8/2000 Kolinen D14/240
D438,532 S * 3/2001 Gargani D14/240
D470,852 S * 2/2003 Kim D13/162
D490,404 S * 5/2004 Chan D14/240
D492,946 S * 7/2004 Loiske D14/240
D497,318 S * 10/2004 Strand D10/104.1
D501,643 S * 2/2005 Strand D10/104.1
D530,709 S * 10/2006 Bang D14/240
D565,036 S * 3/2008 Ju D14/240
D566,115 S * 4/2008 Swanson D14/240
D566,710 S * 4/2008 Chun D14/240
D580,423 S * 11/2008 Ju D14/240

(Continued)

OTHER PUBLICATIONS

Repeaters (Design- © Questel). orbit.com [online PDF] 38 pages.
Print Dates range Mar. 3, 2014-Jul. 1, 2016 [retrieved on Oct. 17,
2016] <https://sobjprd.questel.fr/export/QPTUJ214/pdf2/6762dd02-6835-4829-a8d6-e71c1a77b202-161338.pdf>.*

Primary Examiner — Susan Bennett Hattan

Assistant Examiner — Marie Fast Horse

(74) *Attorney, Agent, or Firm* — NSIP Law

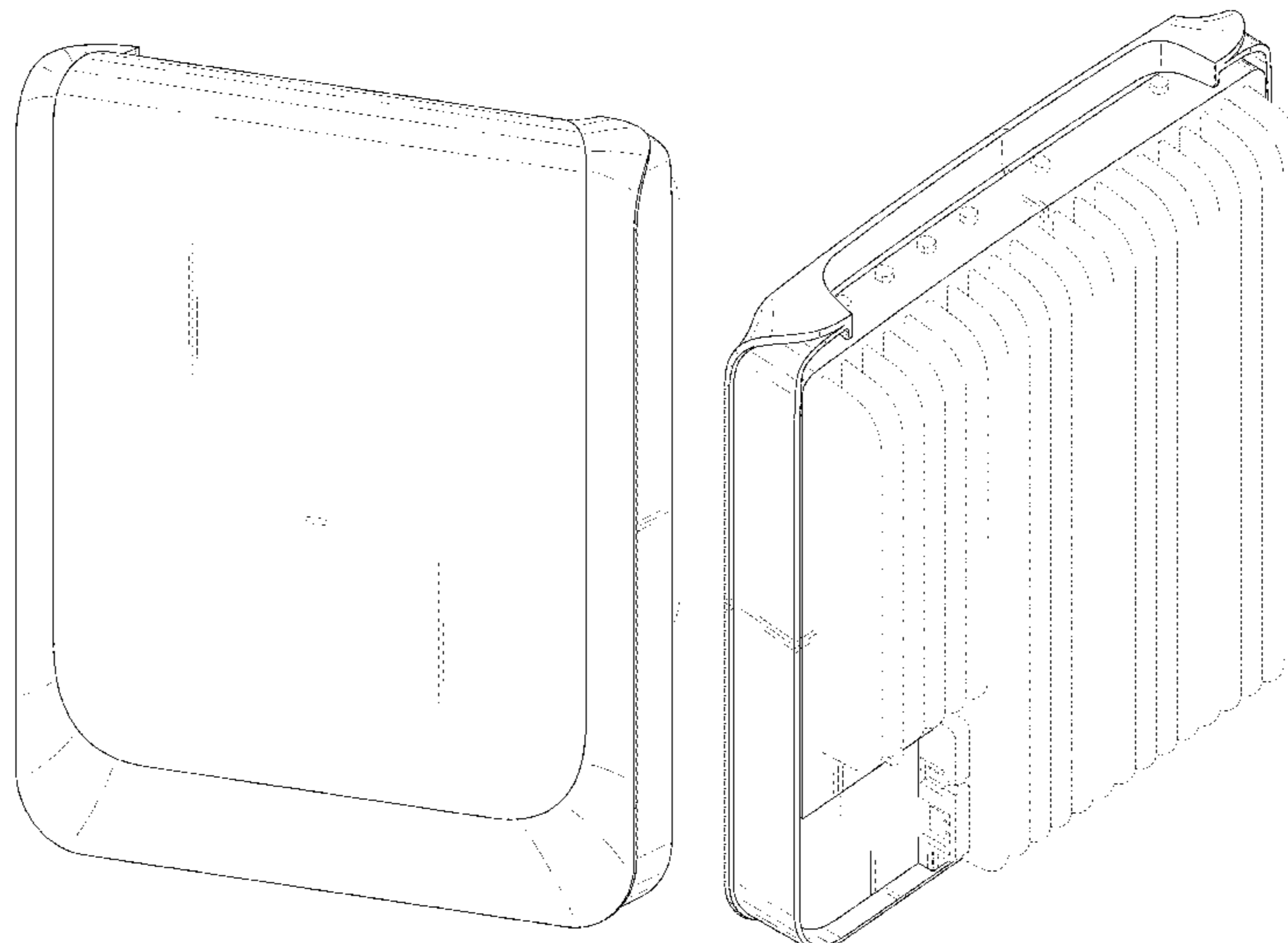
(57) **CLAIM**

I claim the ornamental design for a wireless repeater, as shown and described.

DESCRIPTION

FIG. 1 is a front perspective view of a wireless repeater showing my new design;
FIG. 2 is a front view thereof;
FIG. 3 is a rear view thereof;
FIG. 4 is a left-side view thereof;
FIG. 5 is a right-side view thereof;
FIG. 6 is a top view thereof;
FIG. 7 is a bottom view thereof; and,
FIG. 8 is a rear perspective view thereof.
The broken lines in the figures show portions of the wireless repeater which form no part of the claimed design.

1 Claim, 6 Drawing Sheets



(56)

References Cited

U.S. PATENT DOCUMENTS

D616,426 S *	5/2010	Ju	D14/240
D627,345 S *	11/2010	Govindasamy	D14/240
D641,740 S *	7/2011	Jeon	D14/140.6
D649,141 S *	11/2011	Thomas	D14/240
D669,073 S *	10/2012	Wu	D14/240
D680,535 S *	4/2013	Tzeng	D14/240
D685,774 S *	7/2013	Kim	D14/240
D730,880 S *	6/2015	Nagata	D14/240
D734,306 S *	7/2015	Appleton	D14/240
D736,193 S *	8/2015	Kwak	D14/240
D742,864 S *	11/2015	Kurosawa	D14/240
D759,639 S *	6/2016	Moon	D14/242

* cited by examiner

FIG. 1

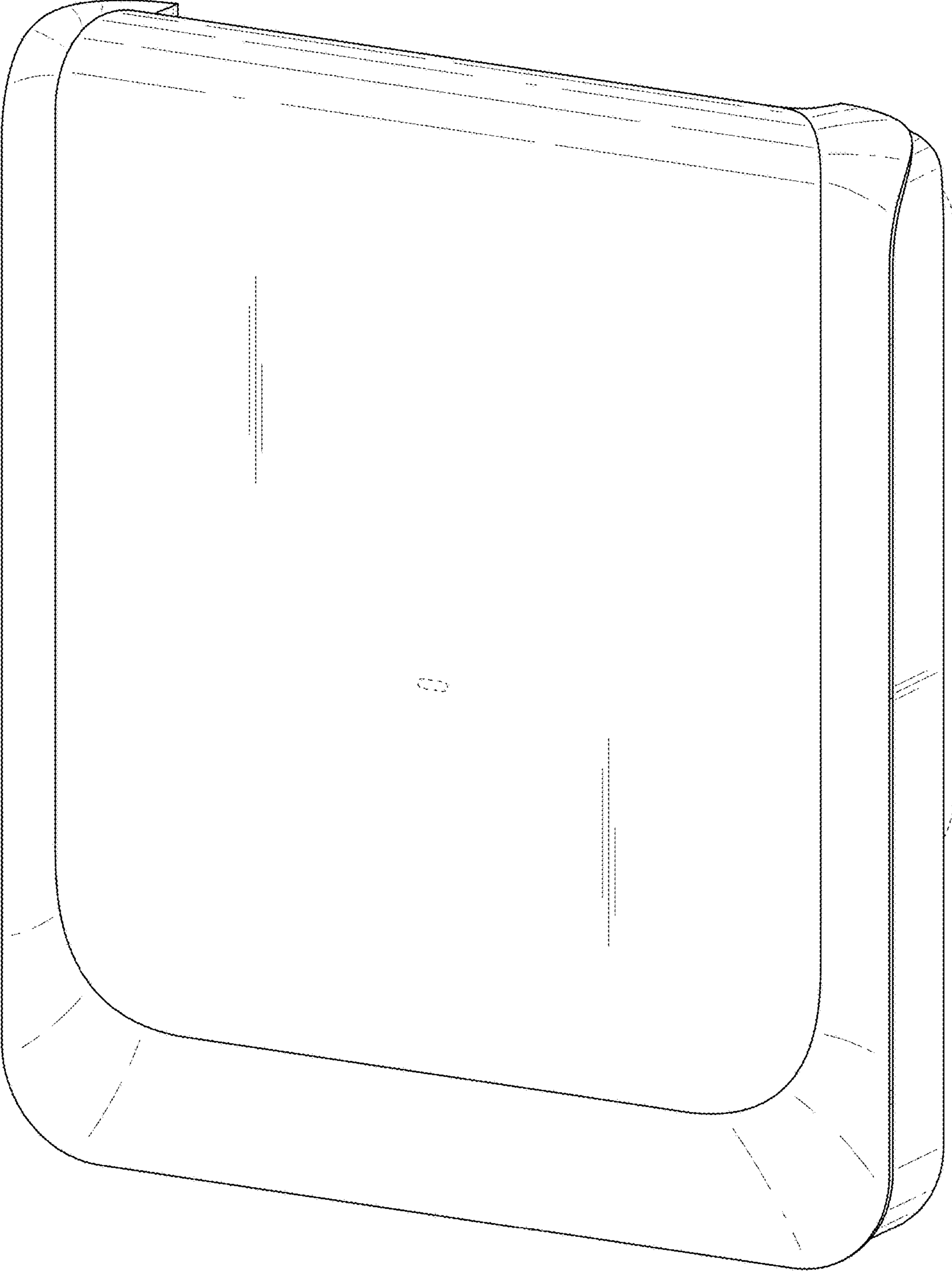


FIG. 2

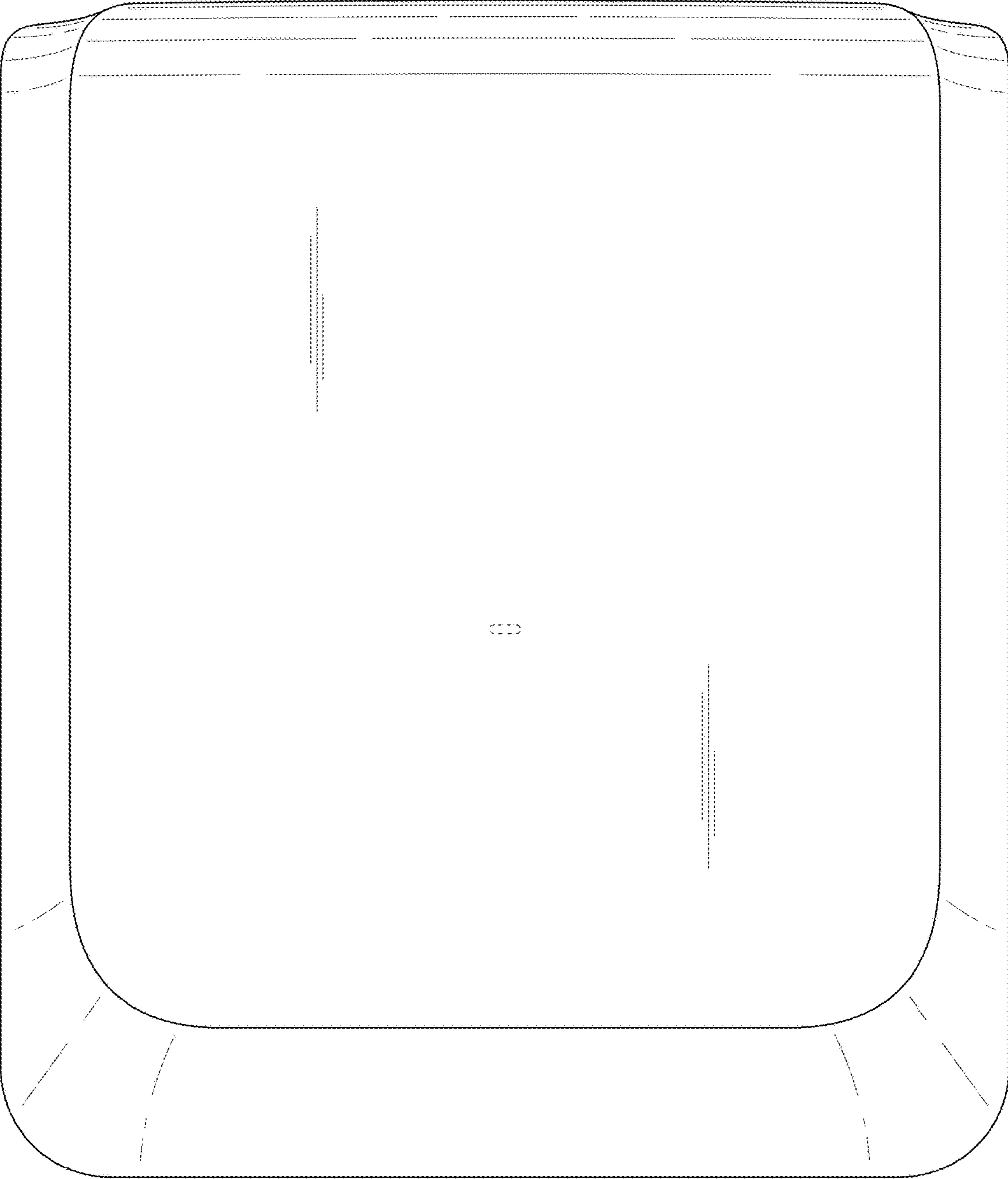


FIG. 3




FIG. 4

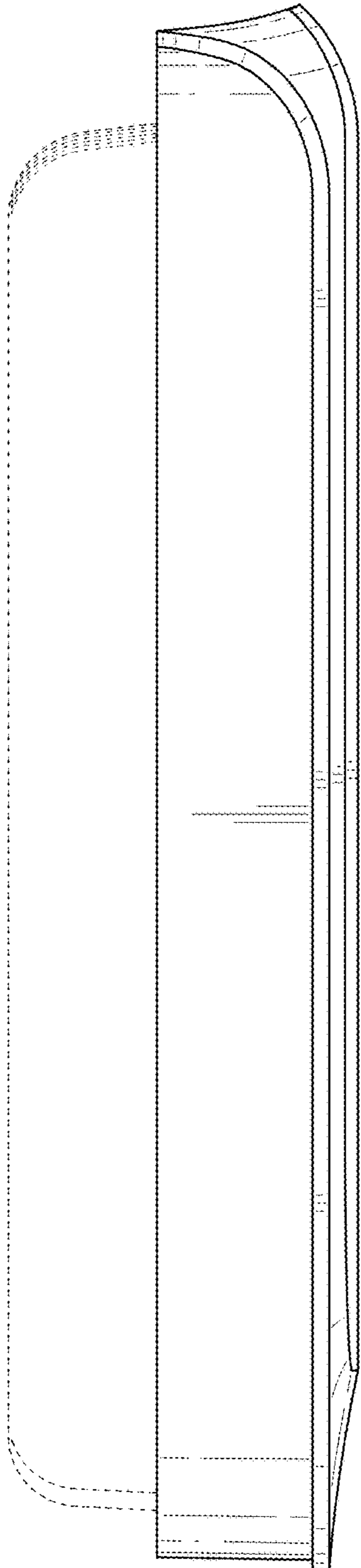


FIG. 5

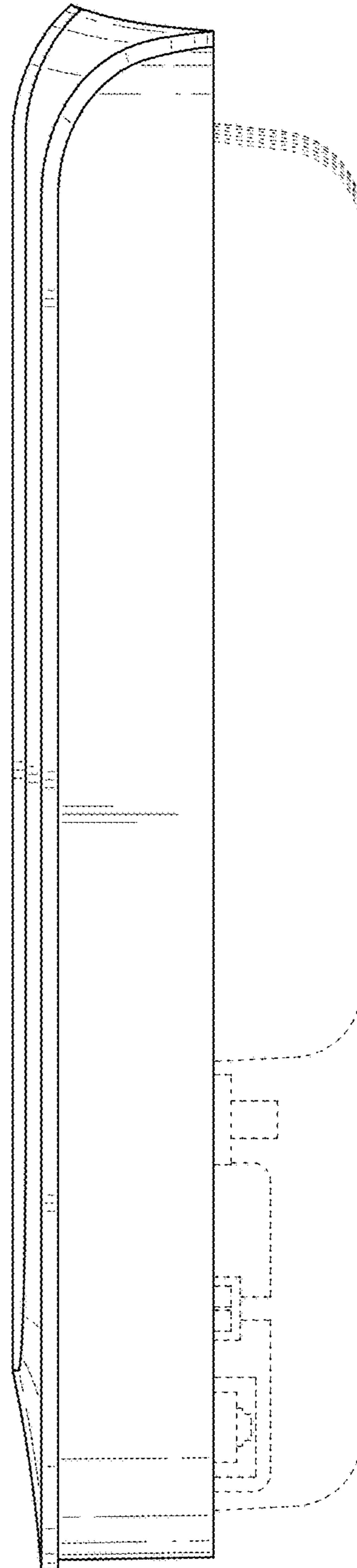


FIG. 6

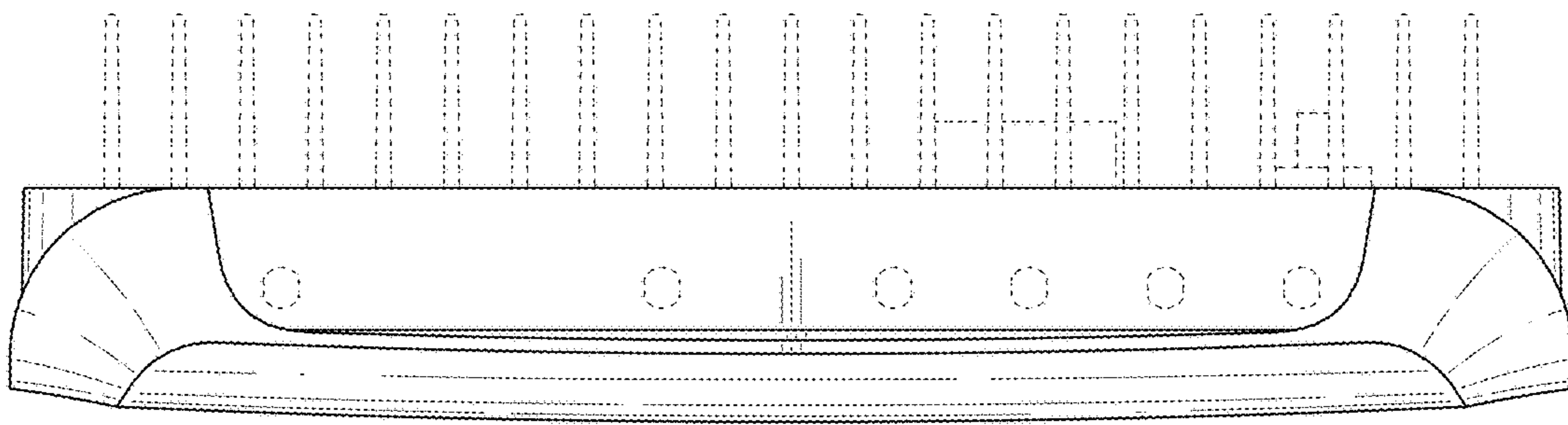


FIG. 7

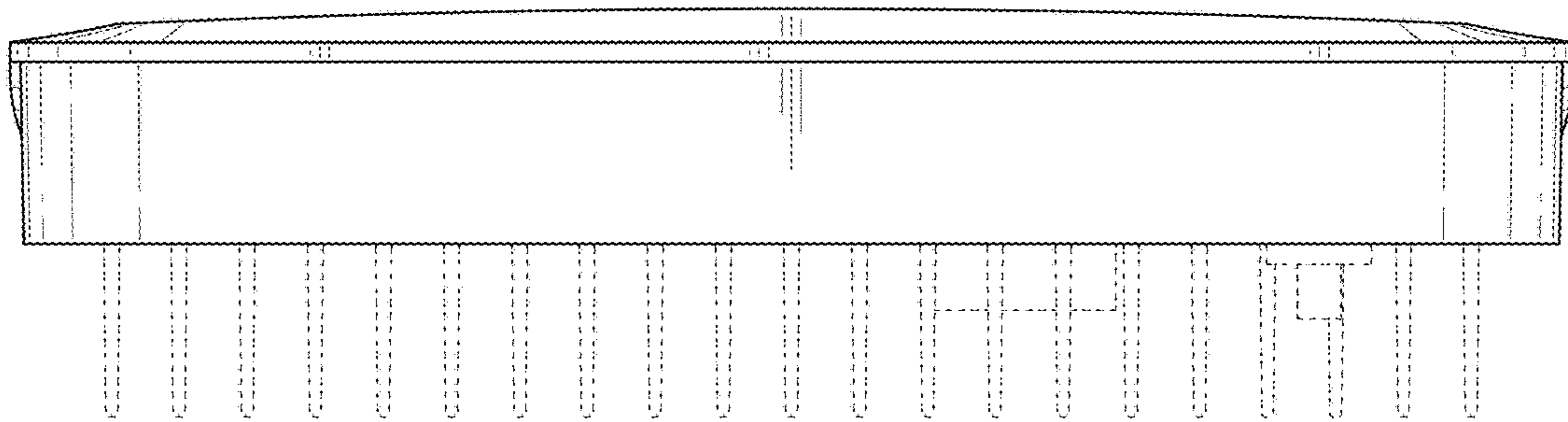


FIG. 8

