



US00D789335S

(12) **United States Design Patent**
Nuk et al.

(10) **Patent No.:** **US D789,335 S**
(45) **Date of Patent:** **** Jun. 13, 2017**

- (54) **NETWORK HUB**
- (71) Applicant: **Samsung Electronics Co., Ltd.**,
Suwon-si (KR)
- (72) Inventors: **Howard Nuk**, San Francisco, CA (US);
Jinseok Hwang, Walnut Creek, CA
(US); **Alex Millie**, San Francisco, CA
(US); **Seounghyun Son**, San Francisco,
CA (US); **Jeffrey Jones**, San Francisco,
CA (US); **Jiyeon Lee**, Emeryville, CA
(US); **Jeremy David Baker**, Richmond,
CA (US)
- (73) Assignee: **SAMSUNG ELECTRONICS CO.,
LTD.**, Suwon-si (KR)
- (**) Term: **15 Years**
- (21) Appl. No.: **29/544,092**
- (22) Filed: **Oct. 30, 2015**
- (51) **LOC (10) Cl.** **14-03**
- (52) **U.S. Cl.**
USPC **D14/240; D14/358**
- (58) **Field of Classification Search**
USPC D14/356-358, 388, 496, 137, 140, 155,
D14/225, 226, 230, 240, 242, 243, 299,
D14/300, 301, 302, 307, 314, 328, 348,
D14/349, 353, 354; D13/123, 158, 162,
D13/162.1, 164, 168, 171-174, 184, 199;
D10/61, 65, 103, 104.1, 121, 46, 106.1,
D10/106.2, 106.3, 106.6, 106.99
CPC ... H04W 88/00; H04W 88/02; H04W 88/005;
H04W 88/08; H04W 88/085; H04W
88/10; H04W 88/12; H04W 84/04; H04W
84/042; H04W 84/045; H04W 84/047;
H04W 84/105
See application file for complete search history.

- D408,357 S * 4/1999 Kichise D13/146
- D471,911 S * 3/2003 Takiguchi D14/299
- D491,563 S * 6/2004 Sato D14/242
- D555,569 S * 11/2007 Buettner D12/223
- D582,411 S * 12/2008 Fan D14/356
- D596,635 S * 7/2009 Owens D14/358
- D598,005 S * 8/2009 Amano D14/209.1
- D606,542 S * 12/2009 Lu D14/240
- D613,646 S * 4/2010 Schwartz D12/115

(Continued)

OTHER PUBLICATIONS

Network Hub. (Design-©Questel). orbit.com [online PDF] 20 pages. Print Dates range from Sep. 6, 2016 to Sep. 7, 2016 [retrieved on Oct. 10, 2016] <https://sobjprd.questel.fr/export/QPTUJ214/pdf2/0b458d1c-52f9-43c3-b2fd-b22dc962176c-174521.pdf>.*

Primary Examiner — Susan Bennett Hattan
Assistant Examiner — Marie Fast Horse
(74) *Attorney, Agent, or Firm* — McAndrews Held & Malloy, Ltd.

(57) **CLAIM**

The ornamental design for a network hub, as shown and described.

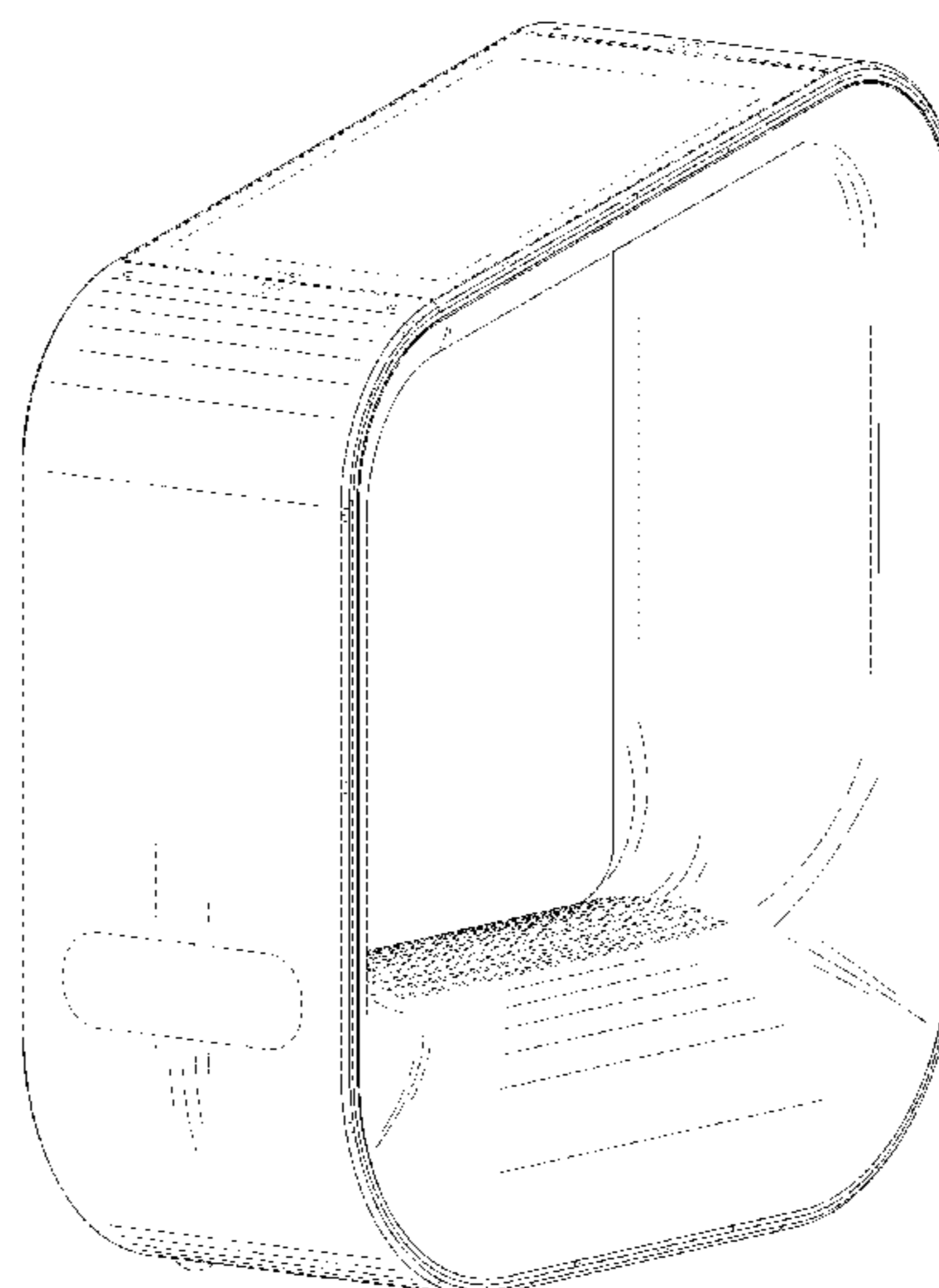
DESCRIPTION

FIG. 1 is a front perspective view of a network hub showing our new design;
FIG. 2 is a front elevation view thereof;
FIG. 3 is a rear elevation view thereof;
FIG. 4 is a left-side elevation view thereof;
FIG. 5 is a right-side elevation view thereof;
FIG. 6 is a top plan view thereof; and,
FIG. 7 is a bottom plan view thereof.
The broken lines in the figures illustrate portions of the network hub that form no part of the claimed design.

1 Claim, 7 Drawing Sheets

(56) **References Cited**
U.S. PATENT DOCUMENTS

- D366,455 S * 1/1996 Cheng D13/147
- 5,697,809 A * 12/1997 Chung H01R 13/72
174/129 B



(56)

References Cited

U.S. PATENT DOCUMENTS

D622,256 S *	8/2010	Lockenwitz	D14/155
D638,424 S *	5/2011	Brandis	D14/358
D643,428 S *	8/2011	Janky	D14/240
D685,323 S *	7/2013	Szymanski	D13/108
D689,050 S *	9/2013	Chong	D14/358
D695,282 S *	12/2013	Malasani	D14/240
D697,901 S *	1/2014	Gao	D14/240
D707,210 S *	6/2014	Malasani	D14/240
D728,495 S *	5/2015	McManigal	D14/125
D753,627 S *	4/2016	Kim	D14/214
2014/0168904 A1 *	6/2014	Malasani	H05K 1/141 361/720

* cited by examiner

FIG. 1

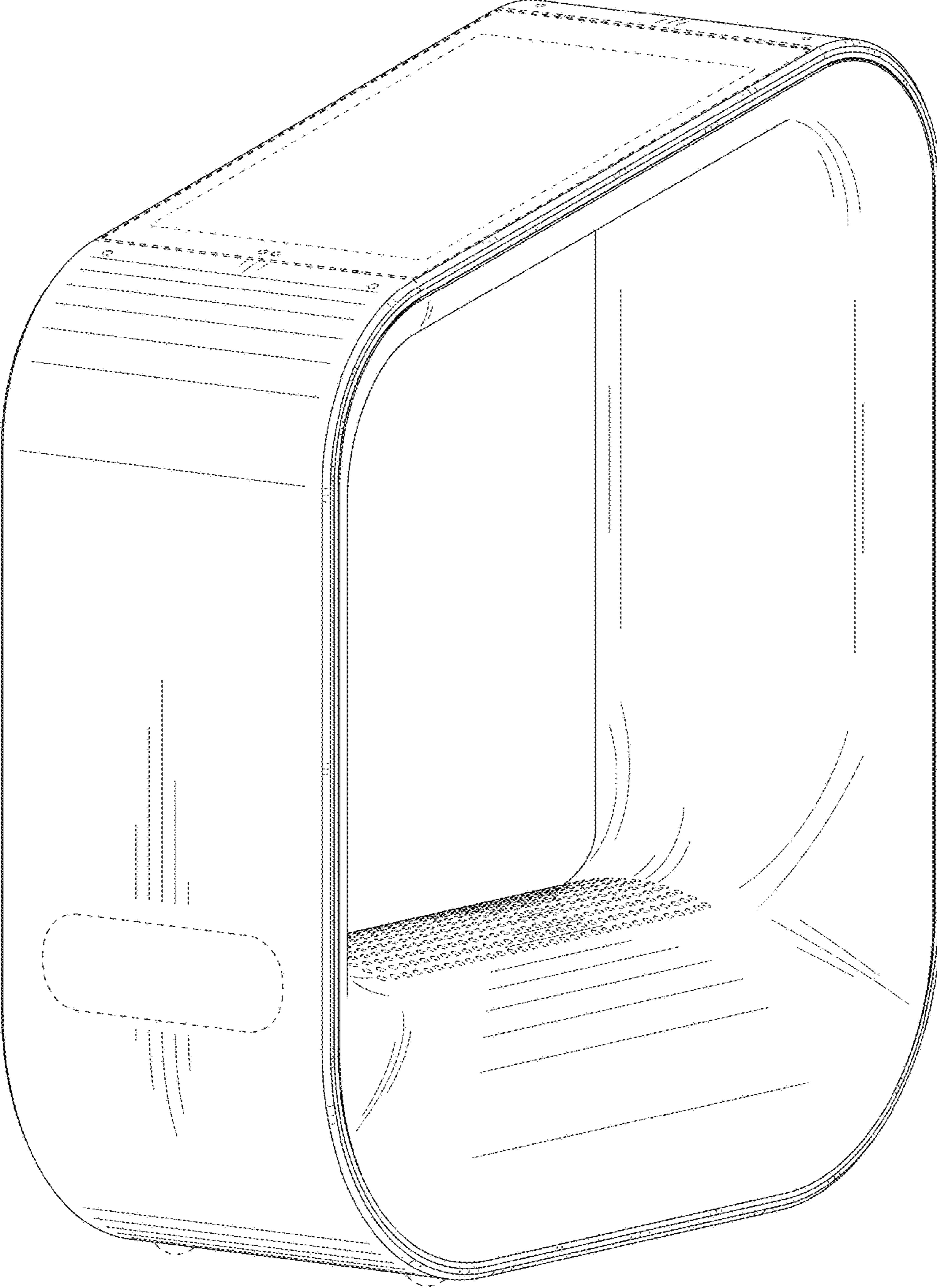


FIG. 2




FIG. 3




FIG. 4

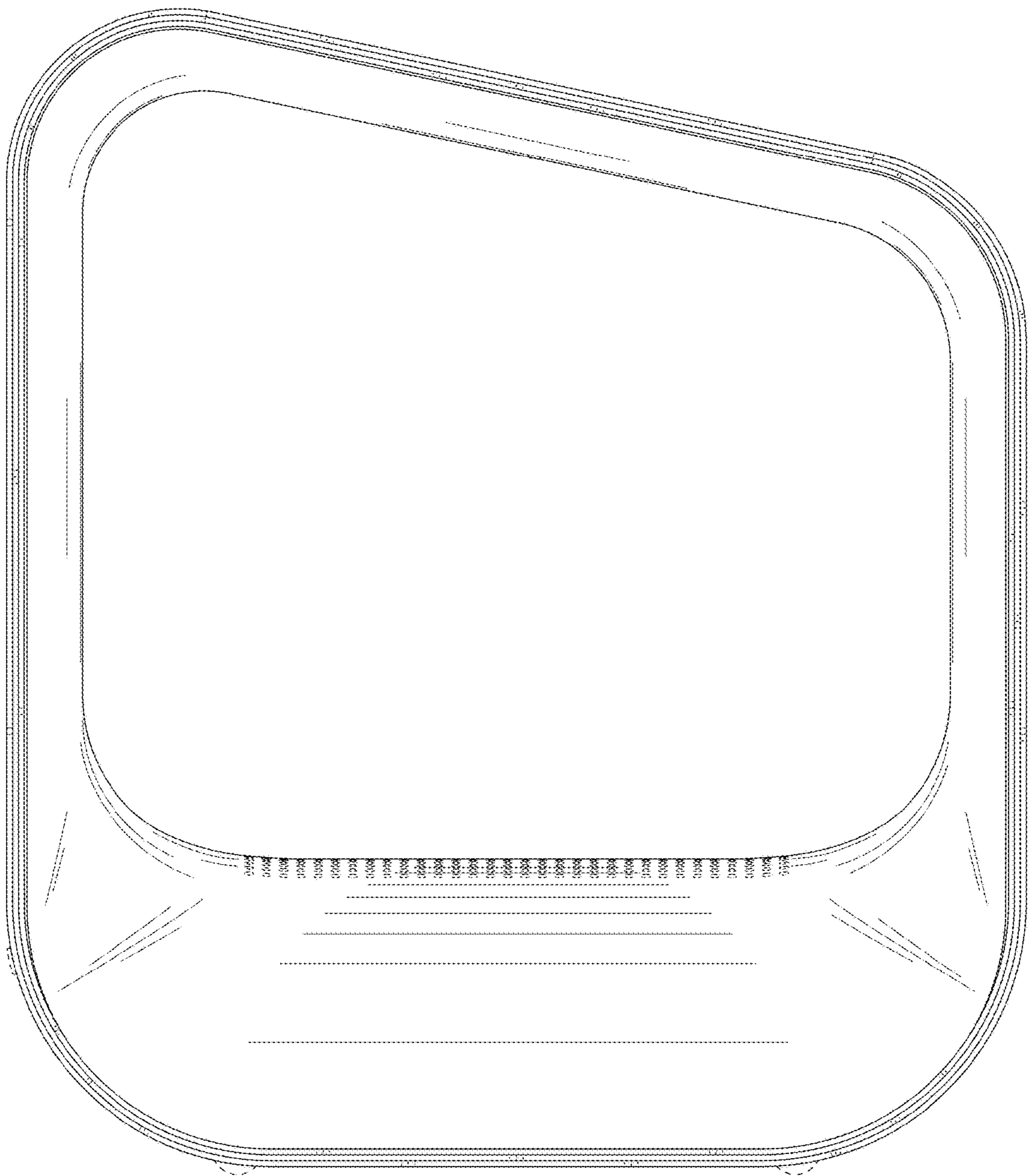


FIG. 5

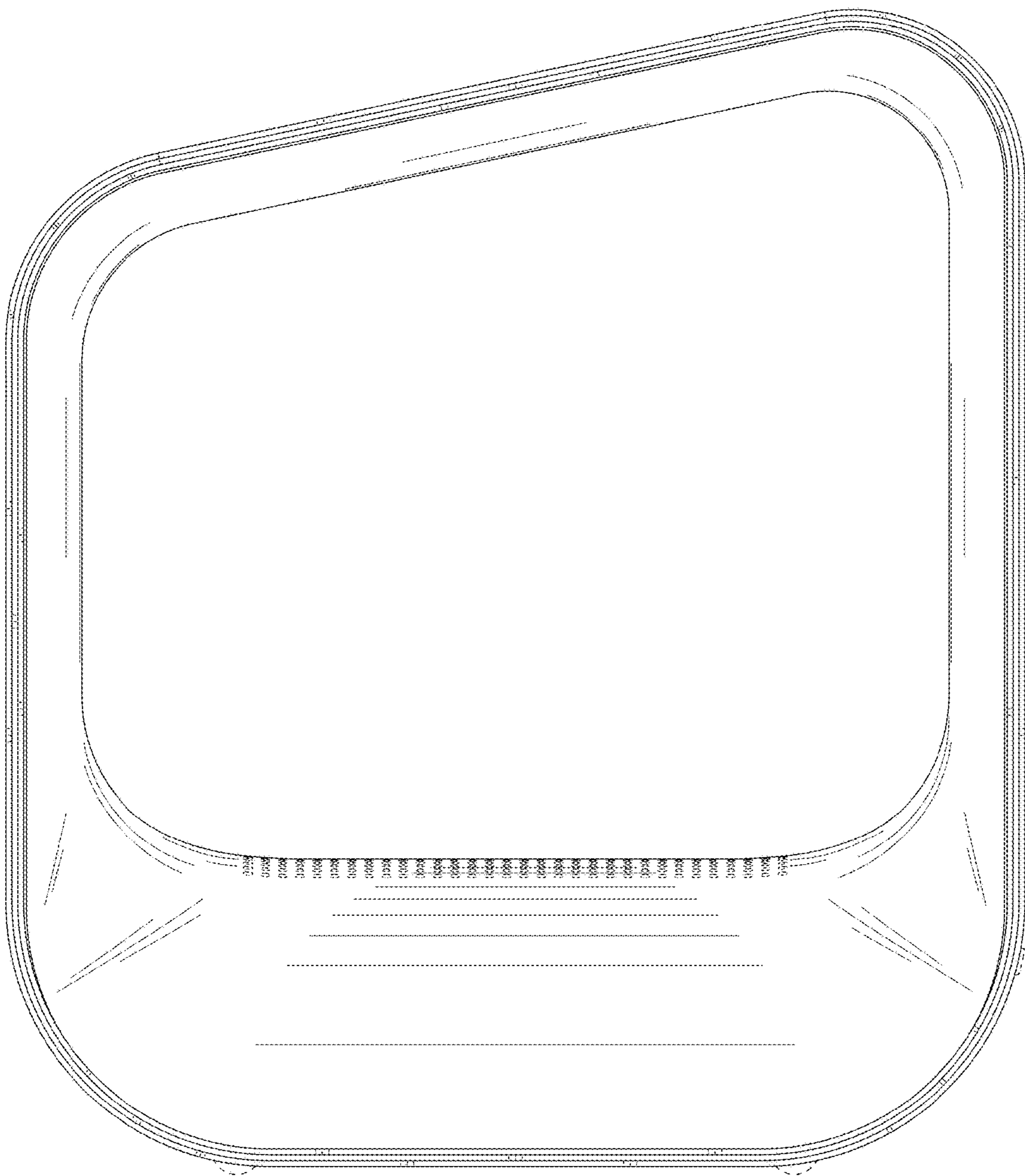


FIG. 6




FIG. 7

