



US00D789321S

(12) **United States Design Patent** (10) **Patent No.:** **US D789,321 S**
Kwak et al. (45) **Date of Patent:** **** Jun. 13, 2017**

(54) **TELEPHONE BODY**

(71) Applicant: **Samsung Electronics Co., Ltd.**,
Suwon-si, Gyeonggi-do (KR)

(72) Inventors: **Jiheee Kwak**, Seoul (KR); **Moonjung Jang**, Gunpo-si (KR); **Soyoon Jeon**, Guri-si (KR)

(73) Assignee: **SAMSUNG ELECTRONICS CO., LTD.**, Suwon-si, Gyeonggi-Do (KR)

(**) Term: **15 Years**

(21) Appl. No.: **29/531,725**

(22) Filed: **Jun. 29, 2015**

(30) **Foreign Application Priority Data**

Jan. 16, 2015 (KR) 30-2015-0002189

(51) **LOC (10) Cl.** **14-03**

(52) **U.S. Cl.**
USPC **D14/149; D14/253**

(58) **Field of Classification Search**

USPC ... D14/140, 140.1, 140.7, 140.8, 141.2, 142,
D14/147, 148, 149, 151, 150, 1, 58, 159,
D14/188, 217, 240, 243, 247, 248, 251,
D14/253, 299, 329, 462, 466, 467, 471;
D21/517; D18/1, 7; D10/104.1;
455/557, 575, 575.1, 575.2, 575.3, 575.4,
455/74.1; 710/303; 379/88.17, 90.01,
379/93.17, 387.01, 388.02, 419-420.04,
379/420.02, 428.01-428.04, 434-436,
379/440, 446-447, 454-455, 93.23
CPC H04M 1/00; H04M 1/003; H04M 1/02;
H04M 1/03; H04M 1/04; H04M 1/0202;
H04M 1/0297; H04M 1/20; H04M 1/21;
H04M 1/22; H04M 1/23; H04M 1/233;
H04M 1/236

See application file for complete search history.

(56) **References Cited**

U.S. PATENT DOCUMENTS

D265,560 S *	7/1982	Janda	D14/149
D267,175 S *	12/1982	Janda	D14/151
D271,971 S *	12/1983	Genaro	D14/149
D272,150 S *	1/1984	Genaro	D14/149
D273,909 S *	5/1984	Genaro	D14/149
D273,955 S *	5/1984	Brown, Jr.	D14/149
D281,599 S *	12/1985	Joffe	D14/151
D290,461 S *	6/1987	Mitchell	D14/151
D292,092 S *	9/1987	Rittenhouse	D14/151
D315,343 S *	3/1991	Andrews	D14/467
D318,469 S *	7/1991	Joffe	D14/146
D340,052 S *	10/1993	Nogas	D14/151
D347,428 S *	5/1994	Solomita	D10/2
D359,490 S *	6/1995	Arakaki	D14/146

(Continued)

Primary Examiner — Susan Bennett Hattan

Assistant Examiner — Marie Fast Horse

(74) *Attorney, Agent, or Firm* — Ladas & Parry LLP

(57) **CLAIM**

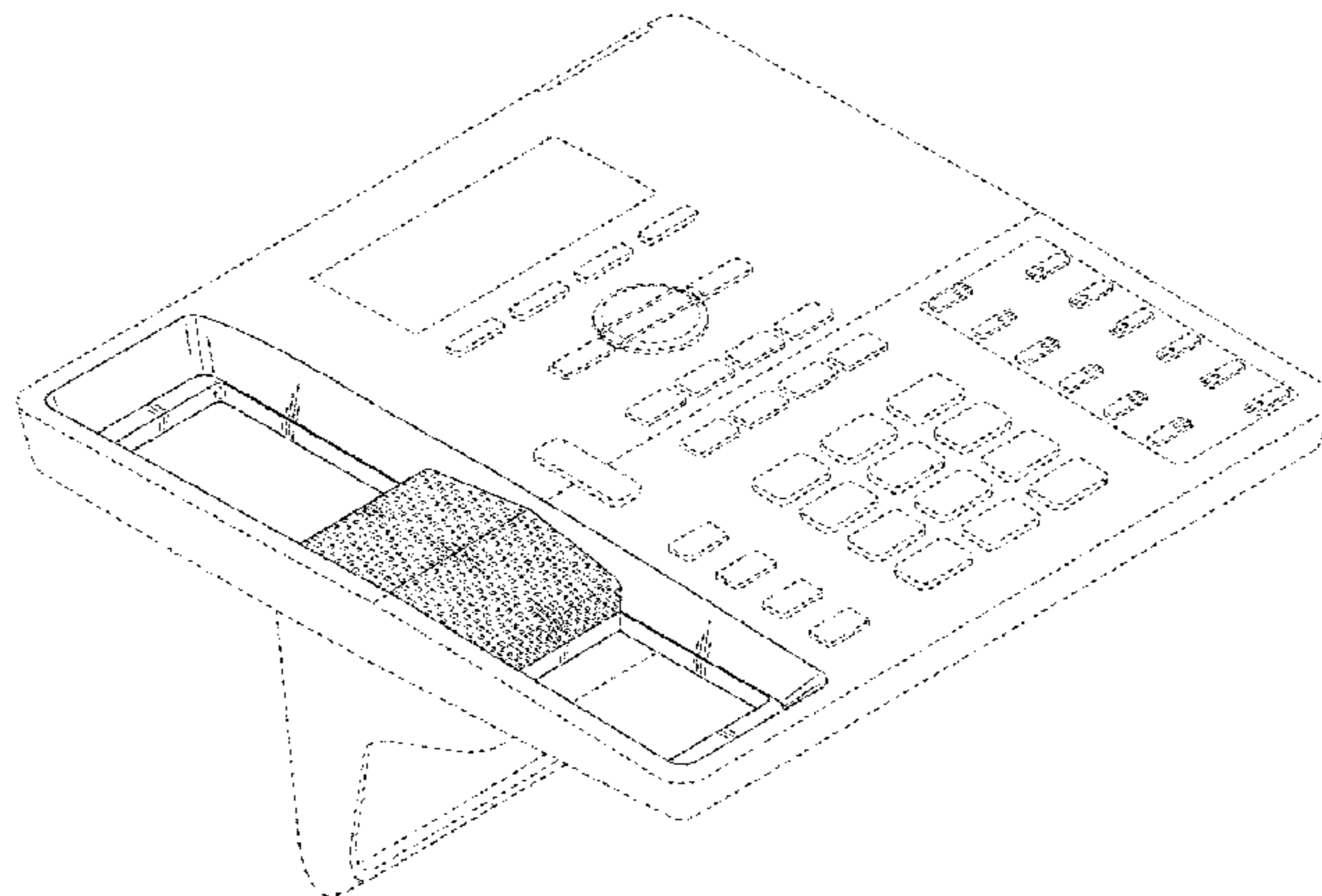
We claim the ornamental design for a telephone body, as shown and described.

DESCRIPTION

FIG. 1 is the front perspective view of a telephone body showing our new design;
FIG. 2 is the front view thereof;
FIG. 3 is the rear view thereof;
FIG. 4 is the left-side view thereof;
FIG. 5 is the right-side view thereof;
FIG. 6 is the top plan view thereof;
FIG. 7 is the bottom plan view thereof; and,
FIG. 8 is a rear perspective view thereof.

The broken lines in the drawings depict portions of the telephone body that form no part of the claimed design; all

(Continued)



unshaded surfaces shown between the broken and solid lines
form no part of the claimed design.

1 Claim, 8 Drawing Sheets

(56)

References Cited

U.S. PATENT DOCUMENTS

D512,703 S *	12/2005	Ookawa	D14/149
D554,102 S *	10/2007	Chang	D14/151
D570,326 S *	6/2008	Chang	D14/150
D599,772 S *	9/2009	Nakajima	D14/149
D603,366 S *	11/2009	Nakajima	D14/149
D629,381 S *	12/2010	Verthein	D14/142
D671,518 S *	11/2012	Ookawa	D14/149
2003/0059005 A1 *	3/2003	Meyerson	H04L 12/58 379/88.17

* cited by examiner

FIG. 1

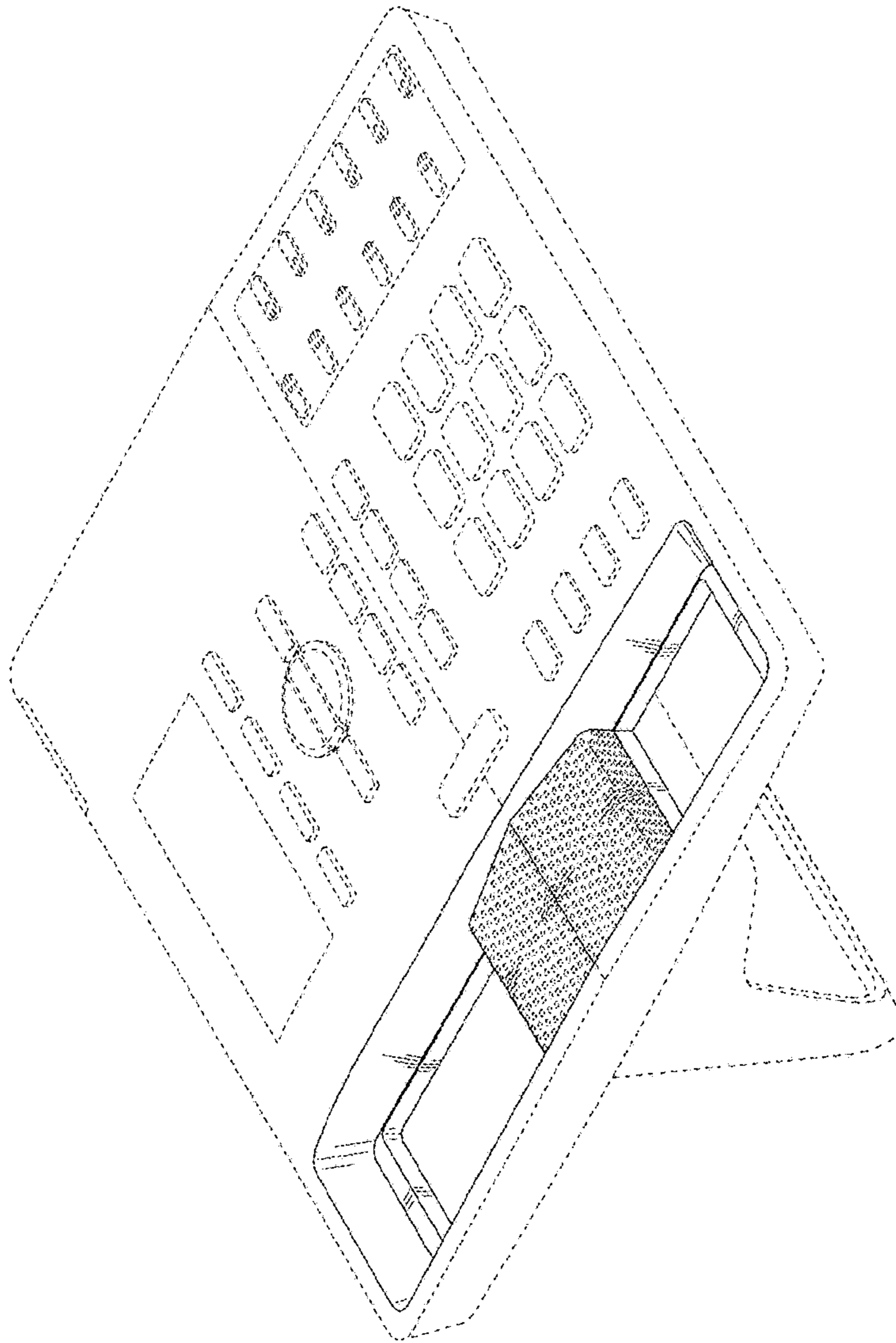


FIG. 2




FIG. 3




FIG. 4

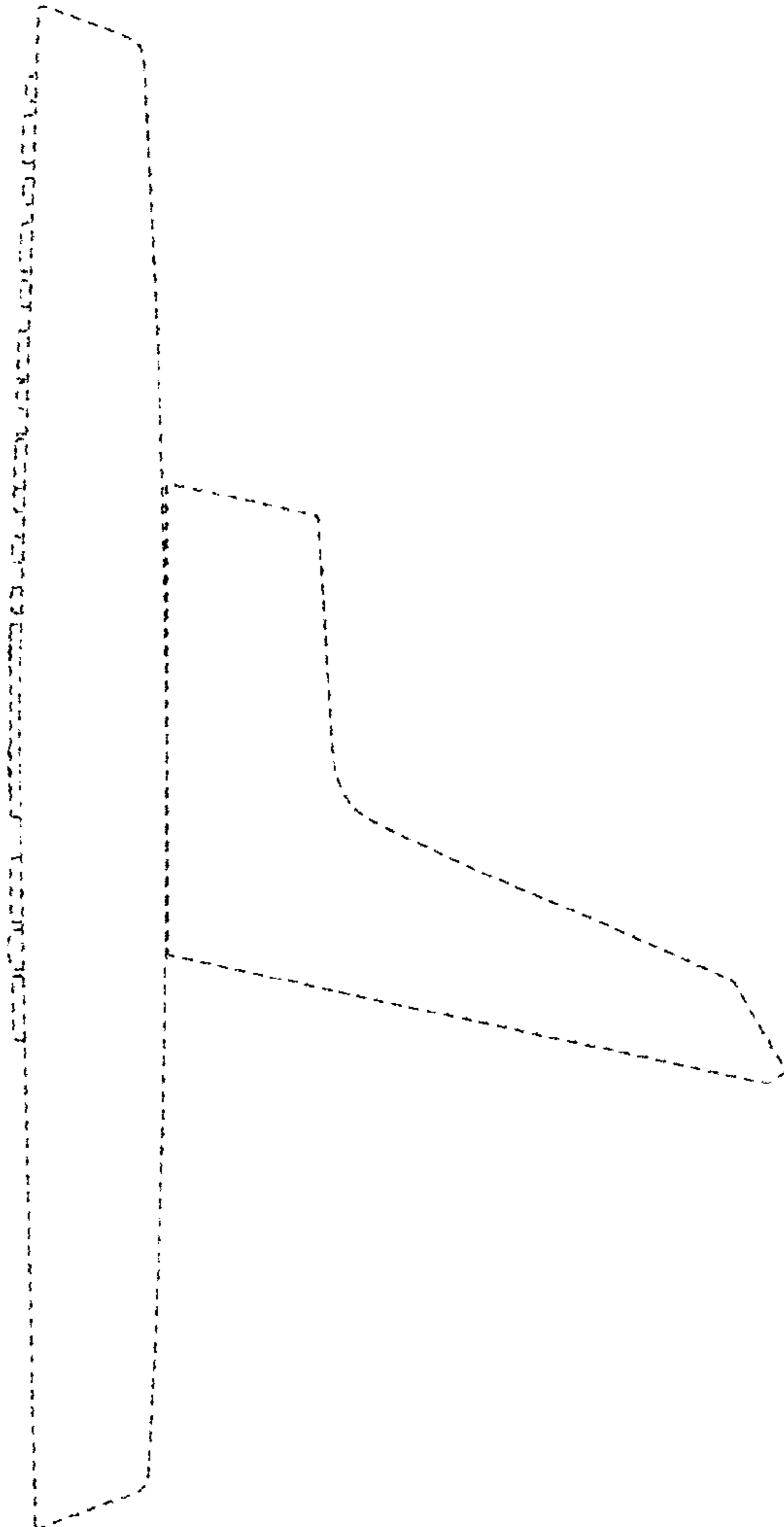


FIG. 5

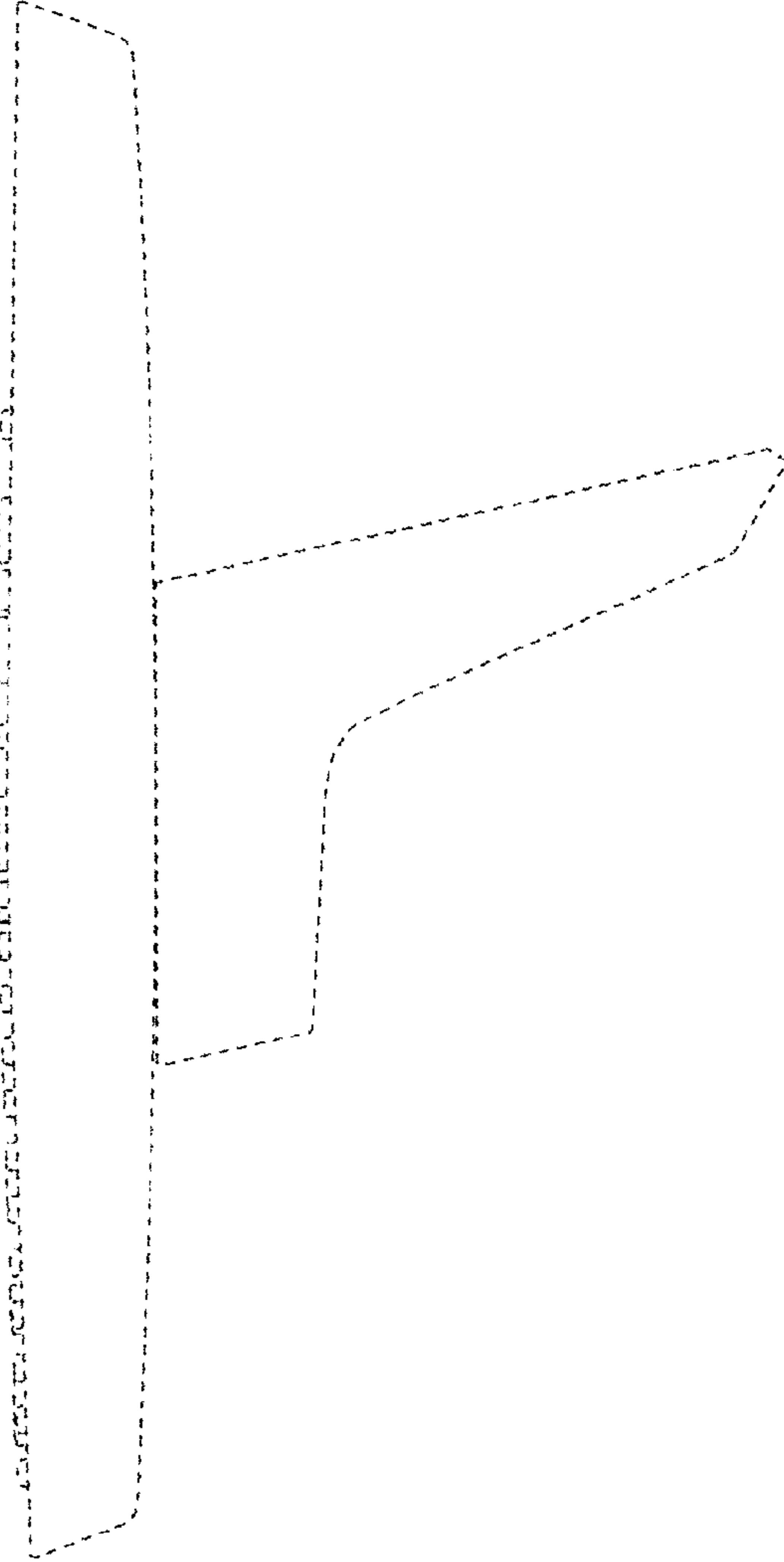


FIG. 6

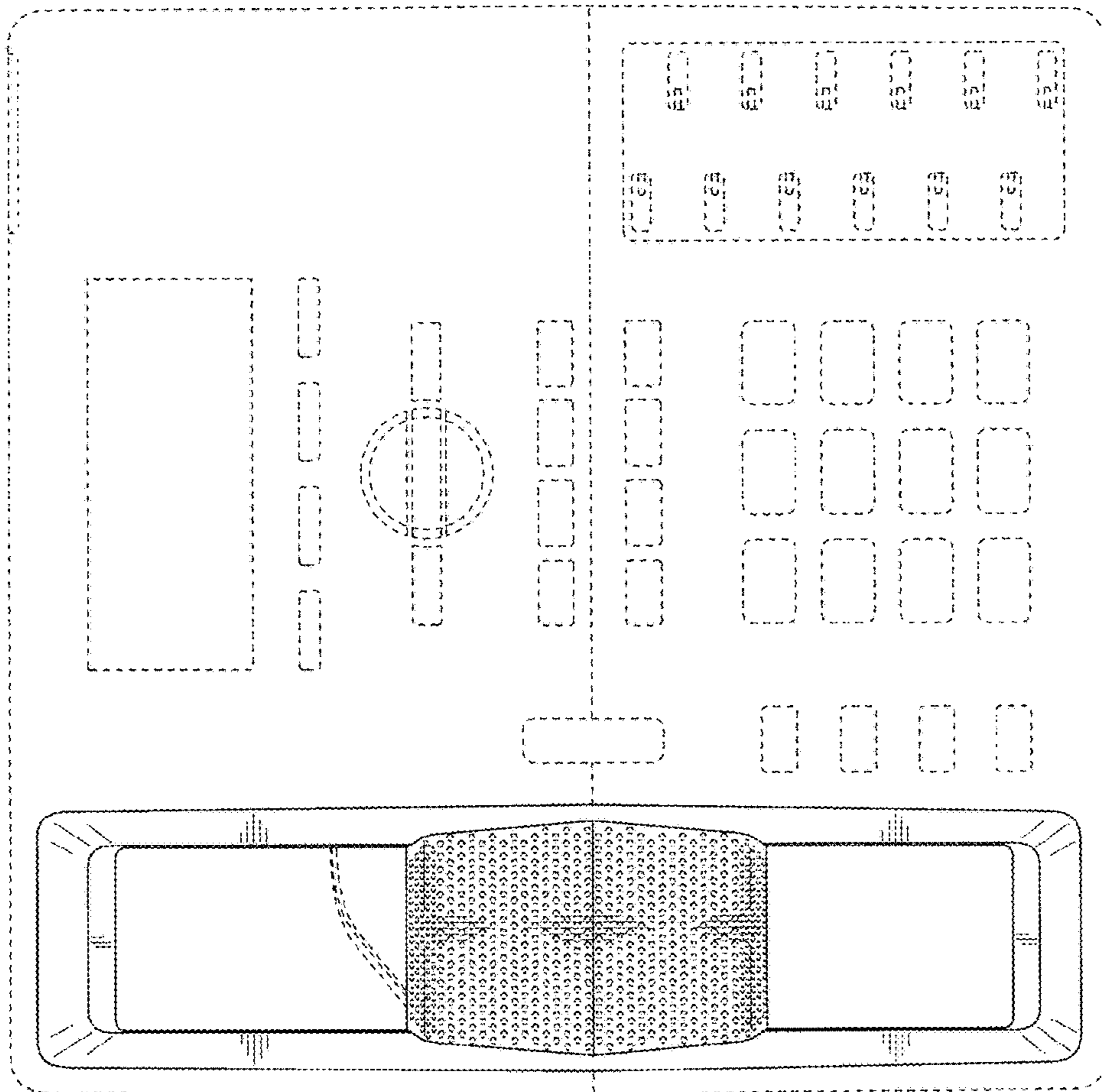


FIG. 7

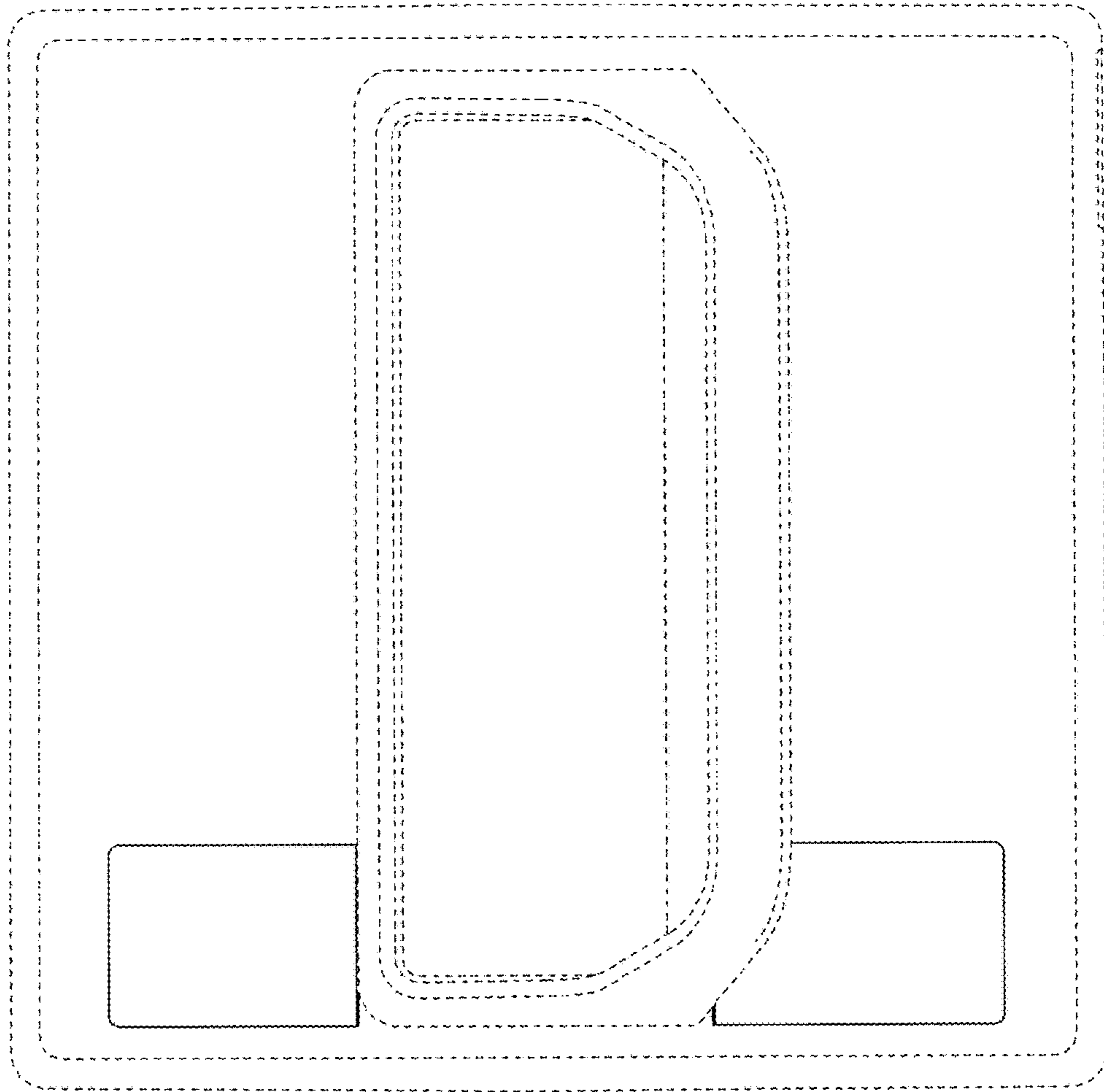


FIG. 8

