



US00D789316S

(12) **United States Design Patent**  
**Chou et al.**

(10) **Patent No.:** **US D789,316 S**  
(45) **Date of Patent:** **\*\* Jun. 13, 2017**

(54) **PORTABLE ELECTRONIC DEVICE**

FOREIGN PATENT DOCUMENTS

(71) Applicant: **HTC Corporation**, Taoyuan (TW)

TW D156142 S1 9/2013  
TW D162991 S 9/2014

(72) Inventors: **Chin-Wei Chou**, Taoyuan (TW);  
**Chien-Hsin Huang**, Taoyuan (TW);  
**Meng-Sheng Chiang**, Taoyuan (TW)

*Primary Examiner* — Cathron Brooks  
*Assistant Examiner* — Aula Soroush  
(74) *Attorney, Agent, or Firm* — Birch, Stewart, Kolasch  
& Birch, LLP

(73) Assignee: **HTC CORPORATION**, Taoyuan (TW)

(57) **CLAIM**

(\*\*) Term: **15 Years**

The ornamental design for portable electronic device, as shown and described.

(21) Appl. No.: **29/532,167**

**DESCRIPTION**

(22) Filed: **Jul. 2, 2015**

(51) **LOC (10) Cl.** ..... **14-03**

(52) **U.S. Cl.**  
USPC ..... **D14/138 G**

(58) **Field of Classification Search**  
USPC ..... D14/138 AA, 138 AB, 138 AD, 138 G,  
D14/138 R, 341, 345, 203.7, 248, 344,  
D14/496; D13/168; D21/329, 517  
CPC ..... G06F 1/1626; G06F 1/1652; H04M 1/02;  
H04M 1/0268; H04M 1/0235; H04M  
1/0237; H04M 1/0239; H04M 1/03;  
H04M 1/23; H04M 1/0202-1/035; H04M  
2250/22; G09F 9/301; H01L 2251/5338  
See application file for complete search history.

FIG. 1 is a front perspective view of a first embodiment of a portable electronic device in accordance with our new design;  
FIG. 2 is a front view thereof;  
FIG. 3 is a rear view thereof;  
FIG. 4 is a left side view thereof;  
FIG. 5 is a right side view thereof;  
FIG. 6 is a top plan view thereof;  
FIG. 7 is a bottom plan view thereof;  
FIG. 8 is a rear perspective view thereof;  
FIG. 9 is a front perspective view of a second embodiment of a portable electronic device in accordance with our new design;  
FIG. 10 is a front view thereof;  
FIG. 11 is a rear view thereof;  
FIG. 12 is a left side view thereof;  
FIG. 13 is a right side view thereof;  
FIG. 14 is a top plan view thereof;  
FIG. 15 is a bottom plan view thereof; and,  
FIG. 16 is a rear perspective view thereof.

(56) **References Cited**

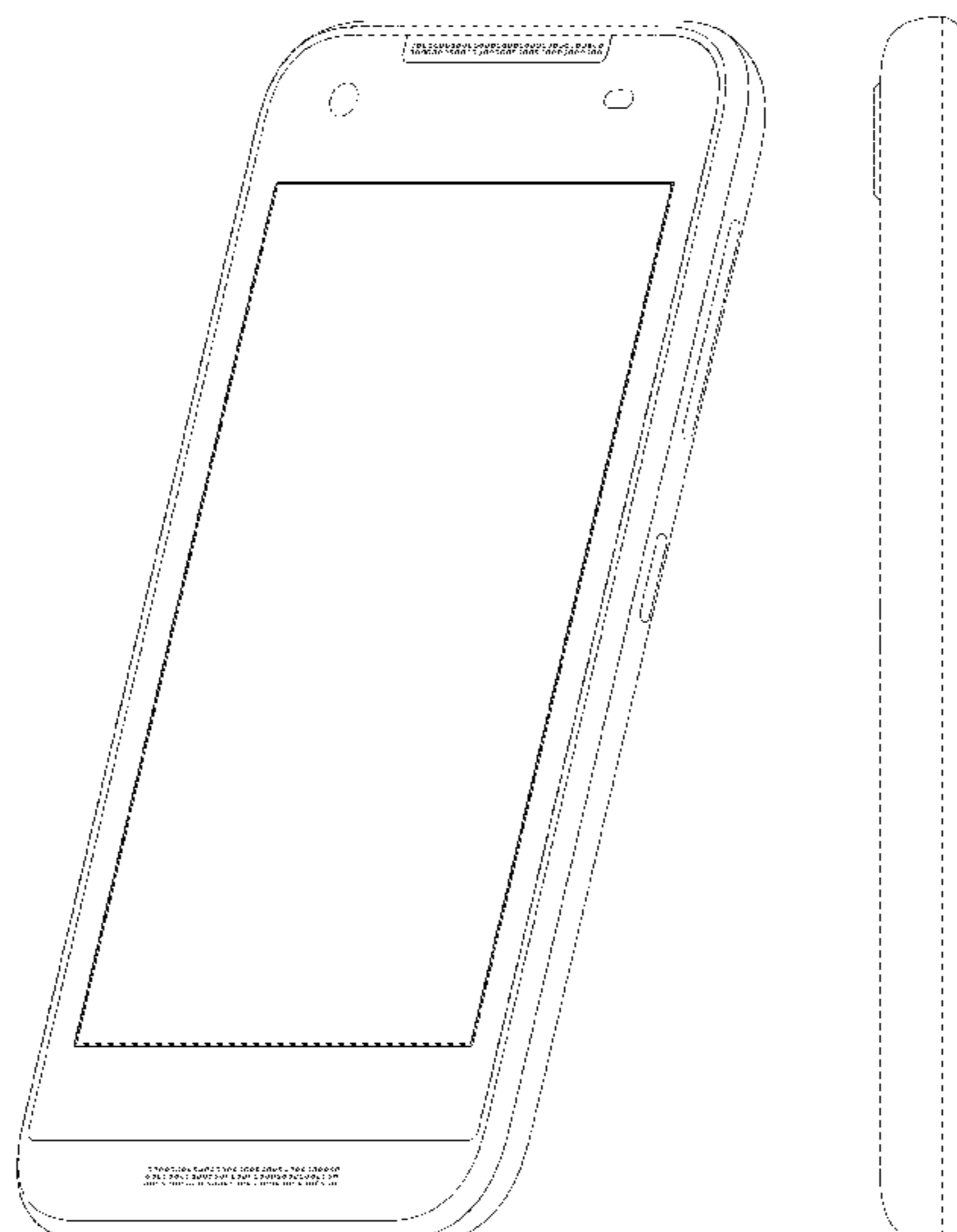
U.S. PATENT DOCUMENTS

D558,756 S \* 1/2008 Andre ..... D14/138 G  
D558,757 S \* 1/2008 Andre ..... D14/138 G  
D580,387 S \* 11/2008 Andre ..... D14/138 G  
D662,489 S \* 6/2012 Yeo ..... D14/203.3  
D675,586 S \* 2/2013 Choi ..... D14/138 G  
D675,588 S \* 2/2013 Park ..... D14/138 G  
D676,399 S \* 2/2013 Cho ..... D14/138 G

(Continued)

The broken lines within the outermost broken line illustrating the circular camera feature illustrates portions of the portable electronic device. All other broken lines, including the broken lines on the top, bottom, front and rear of the phone, are directed to the bounds of the claim. The broken lines form no part of the claimed design.

**1 Claim, 14 Drawing Sheets**



(56)

References Cited

U.S. PATENT DOCUMENTS

D676,409 S *	2/2013	Kim	.....	D14/138 G	D767,524 S *	9/2016	Geng	.....	D14/138 G
D676,819 S *	2/2013	Choi	.....	D14/138 G	D768,102 S *	10/2016	Lee	.....	D14/138 G
D677,640 S *	3/2013	Kim	.....	D14/138 G	D768,103 S *	10/2016	Park	.....	D14/138 G
D729,191 S *	5/2015	Chung	.....	D14/138 G	D768,593 S *	10/2016	Wu	.....	D14/138 G
D738,841 S *	9/2015	Kim	.....	D14/138 G	D769,208 S *	10/2016	Ho	.....	D14/138 G
D750,037 S *	2/2016	Joung	.....	D14/138 G	D770,408 S *	11/2016	Lee	.....	D14/138 G
D750,586 S *	3/2016	Chen	.....	D14/138 G	D770,410 S *	11/2016	Yu	.....	D14/138 G
D754,090 S *	4/2016	Tai	.....	D14/138 G	D770,411 S *	11/2016	Zhang	.....	D14/138 G
D754,624 S *	4/2016	Kim	.....	D14/138 G	D772,189 S *	11/2016	Yang	.....	D14/138 G
D758,333 S *	6/2016	Aarras	.....	D14/138 G	D772,190 S *	11/2016	Cheng	.....	D14/138 G
D758,985 S *	6/2016	Weng	.....	D14/138 G	D773,426 S *	12/2016	Lee	.....	D14/138 G
D760,681 S *	7/2016	Chuang	.....	D14/138 G	2016/0050302 A1 *	2/2016	Lee	.....	H04B 1/3888 455/575.1
D761,750 S *	7/2016	Han	.....	D14/138 G	2016/0142529 A1 *	5/2016	Lee	.....	H04M 1/72569 455/550.1
D761,751 S *	7/2016	Cho	.....	D14/138 G	2016/0187925 A1 *	6/2016	Yang	.....	G06F 1/1626 361/679.56
D762,187 S *	7/2016	Choi	.....	D14/138 G	2016/0306391 A1 *	10/2016	Yang	.....	G06F 1/1626
D763,218 S *	8/2016	Lim	.....	D14/138 G	2016/0306524 A1 *	10/2016	Park	.....	G06F 1/1626
D766,863 S *	9/2016	Huang	.....	D14/138 G	2016/0309014 A1 *	10/2016	Brown	.....	H04M 1/72527
D766,889 S *	9/2016	Akana	.....	D14/203.7	2016/0360015 A1 *	12/2016	Lee	.....	H04M 1/026
D767,523 S *	9/2016	Zhang	.....	D14/138 G					

\* cited by examiner

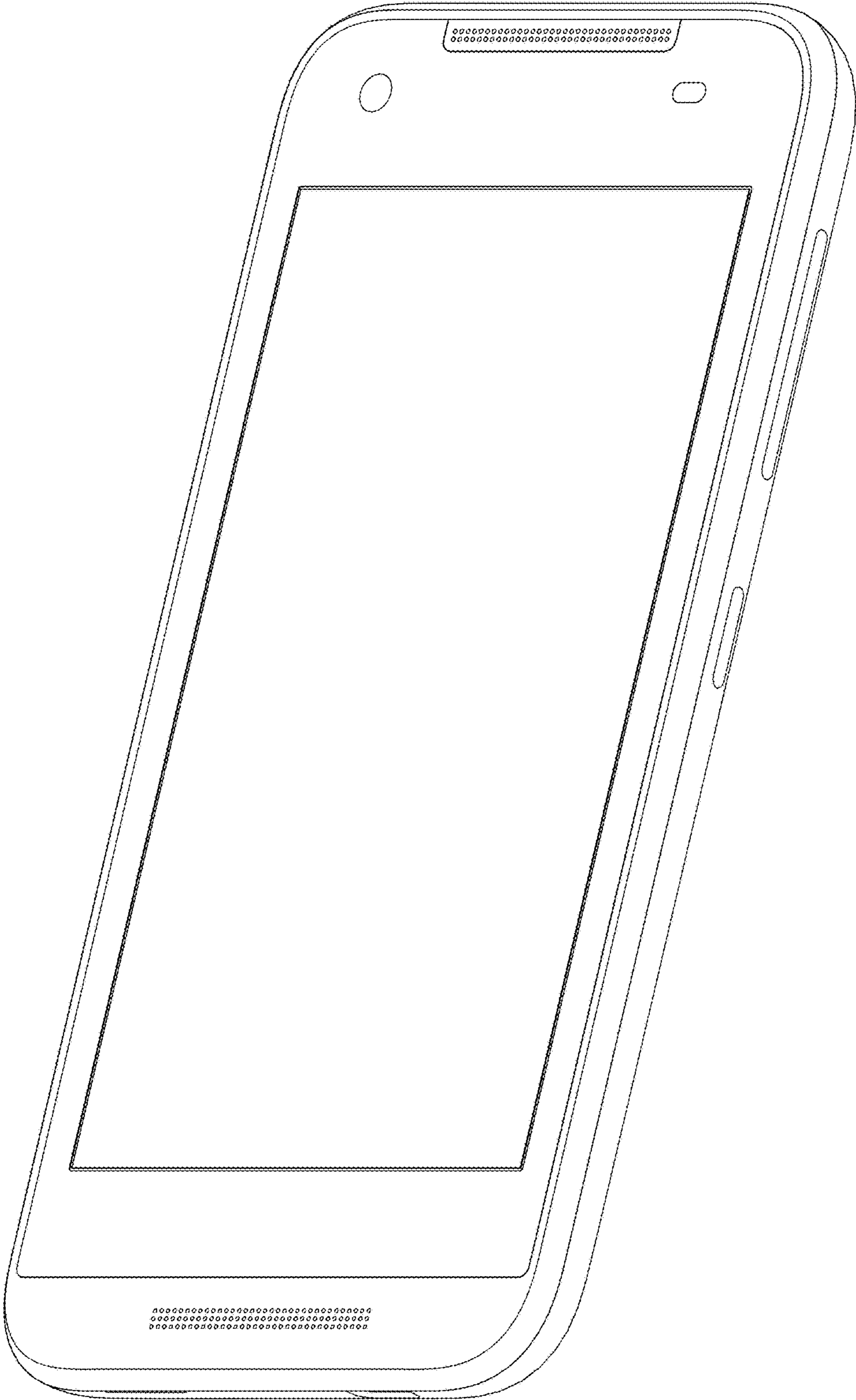


FIG. 1




FIG. 2




FIG. 3




FIG. 4

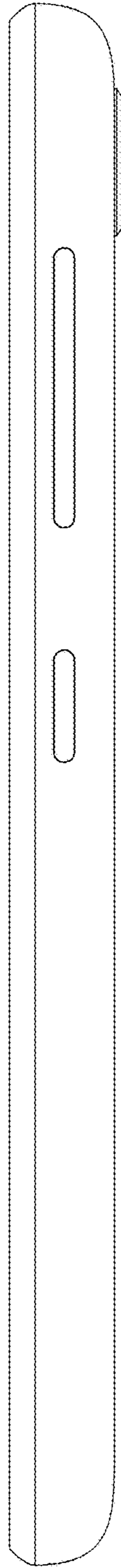


FIG. 5




FIG. 6

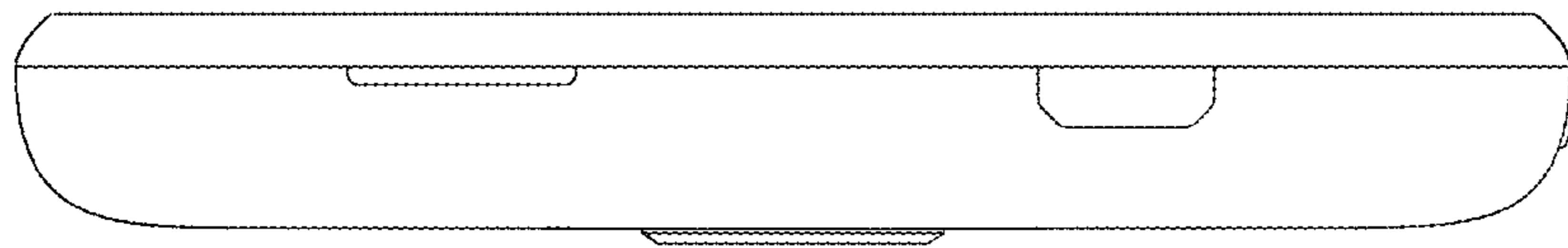


FIG. 7






FIG. 8

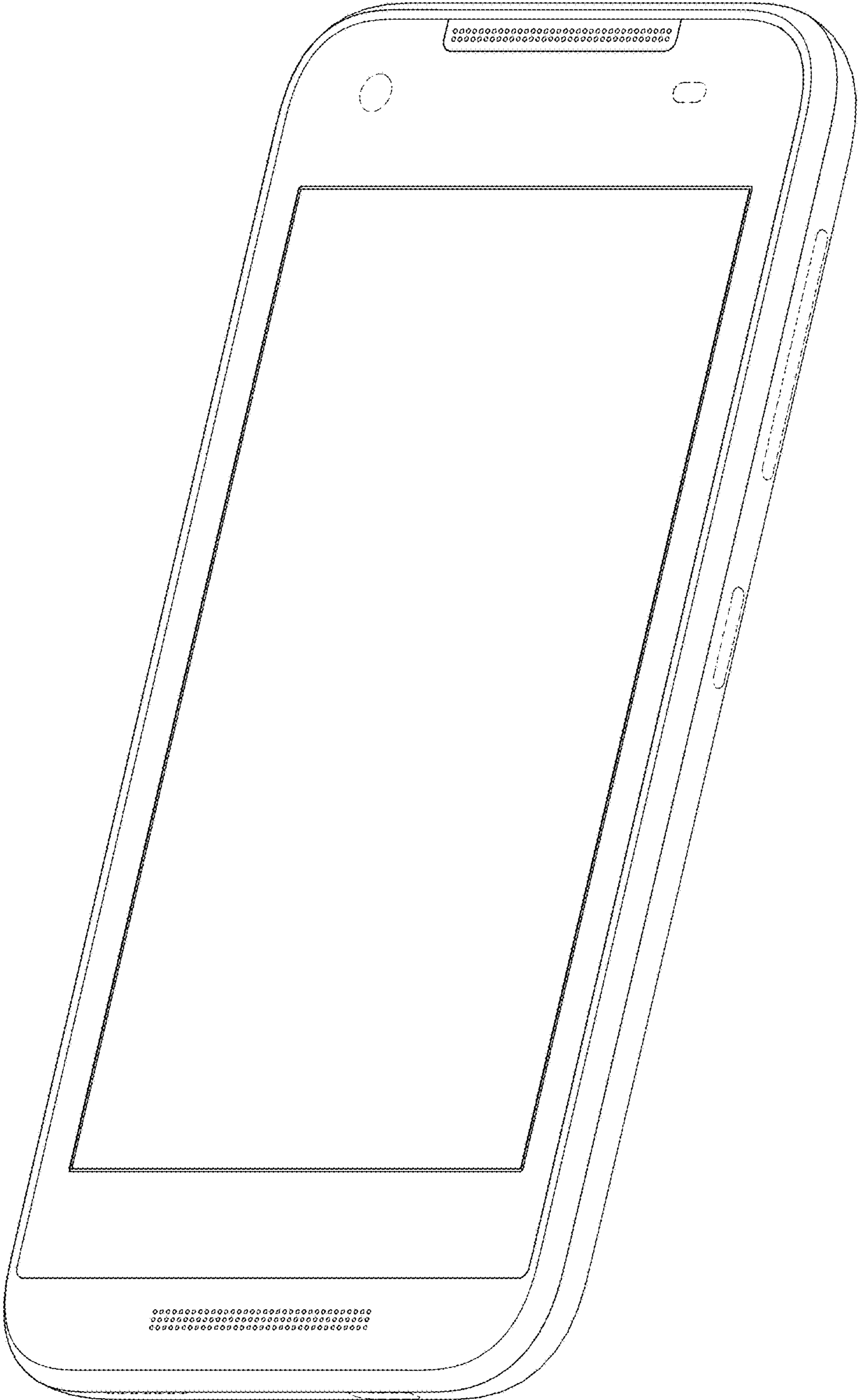


FIG. 9




FIG. 10




FIG. 11




FIG. 12

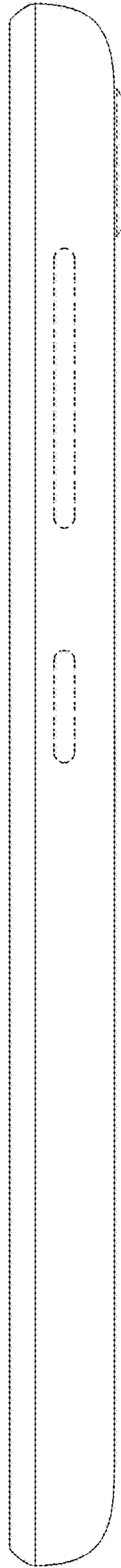


FIG. 13




FIG. 14




FIG. 15




FIG. 16