



US00D789281S

(12) **United States Design Patent**
Itoi

(10) **Patent No.:** **US D789,281 S**

(45) **Date of Patent:** **** Jun. 13, 2017**

(54) **MOTORCYCLE TIRE**

(71) Applicant: **BRIDGESTONE CORPORATION,**
Tokyo (JP)

(72) Inventor: **Dyta Itoi,** Tokyo (JP)

(73) Assignee: **BRIDGESTONE CORPORATION,**
Chuo-ku, Tokyo (JP)

(**) Term: **15 Years**

(21) Appl. No.: **29/538,082**

(22) Filed: **Sep. 1, 2015**

(30) **Foreign Application Priority Data**

Mar. 17, 2015 (JP) 2015-005716

(51) **LOC (10) Cl.** **12-15**

(52) **U.S. Cl.**
USPC **D12/535**

(58) **Field of Classification Search**
USPC D12/506, 530, 533-567, 570
CPC . B60C 11/0306; B60C 11/0302; B60C 11/11;
B60C 11/03

See application file for complete search history.

(56) **References Cited**

U.S. PATENT DOCUMENTS

D490,360 S *	5/2004	Jackson	D12/535
D502,681 S *	3/2005	Miyasaka	D12/535
D522,445 S *	6/2006	Shibamoto	D12/535
D524,724 S *	7/2006	Itoi	D12/535
D525,189 S *	7/2006	Itoi	D12/535
D528,066 S *	9/2006	Shibamoto	D12/535
D528,970 S *	9/2006	Board	D12/535
D543,142 S *	5/2007	Itoi	D12/535
D554,044 S *	10/2007	Shibamoto	D12/535
D554,048 S *	10/2007	Matsunami	D12/535
D555,074 S *	11/2007	Zawistowski	D12/535
D565,499 S *	4/2008	Itoi	D12/535
D612,322 S *	3/2010	Shibamoto	D12/535

D619,956 S *	7/2010	Hayashi	D12/535
D625,682 S *	10/2010	Shibamoto	D12/535
D625,683 S *	10/2010	Otani	D12/535
D629,740 S *	12/2010	Board	D12/535
D629,741 S *	12/2010	Board	D12/535
D629,742 S *	12/2010	Board	D12/535
D630,160 S *	1/2011	Board	D12/535
D635,504 S *	4/2011	Nakamura	D12/535
D637,139 S *	5/2011	Nakamura	D12/535
D639,232 S *	6/2011	Sugimoto	D12/535

(Continued)

OTHER PUBLICATIONS

Bridgestone. Battlax Hypersport S21. Feb. 5, 2016 [earliest online date]. [site visited Dec. 12, 2016]. Available from Internet, <URL:http://www.bridgestone.com/products/motorcycle_tires/products/detail/pr138/>.*

Primary Examiner — Robert M Spear

Assistant Examiner — Darcey E Heflin

(74) *Attorney, Agent, or Firm* — Sughrue Mion, PLLC

(57) **CLAIM**

The ornamental design for a motorcycle tire, as shown and described.

DESCRIPTION

FIG. 1 is a perspective view of a motorcycle tire showing my design;

FIG. 2 is a front view thereof;

FIG. 3 is a top view thereof;

FIG. 4 is a right side view thereof;

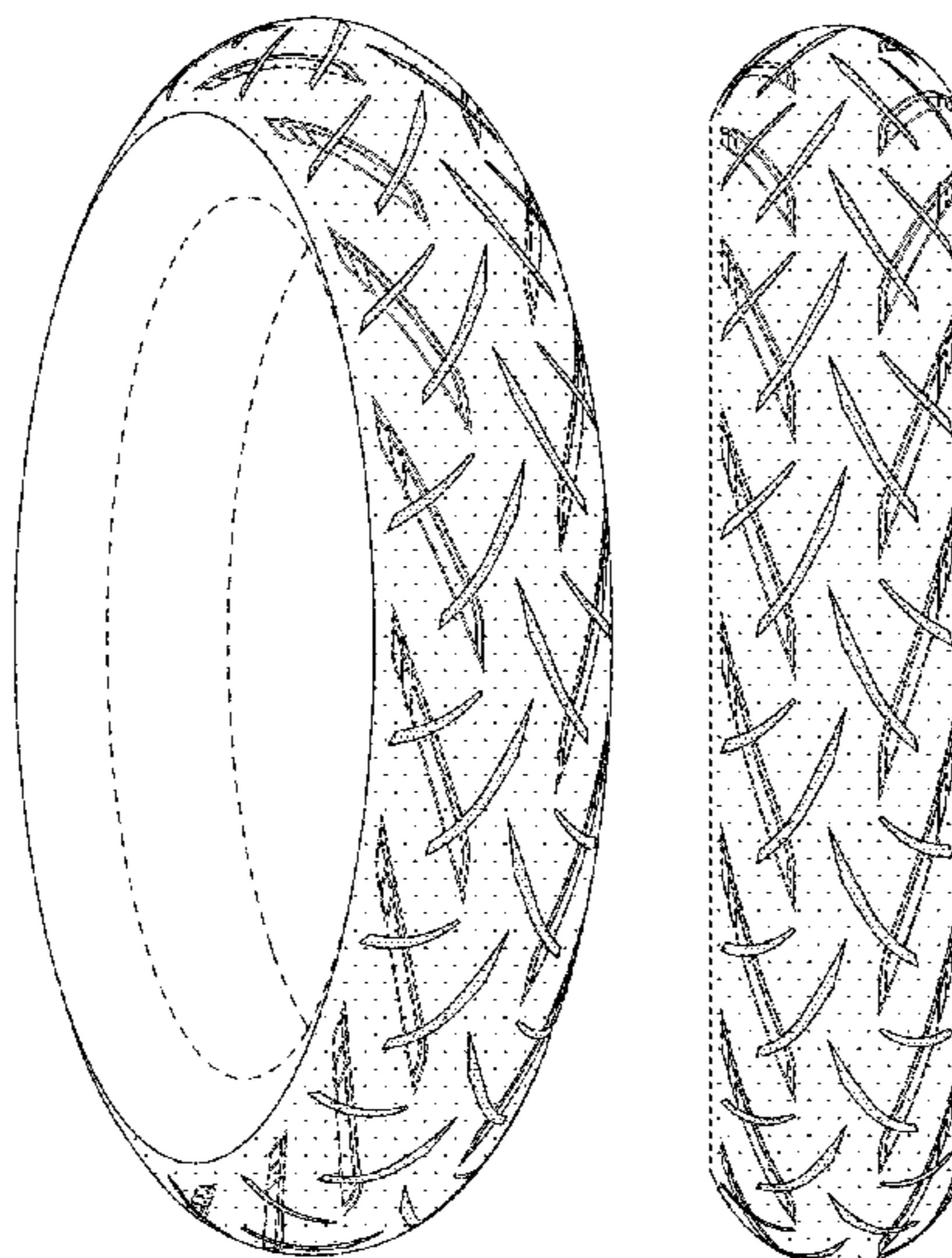
FIG. 5 is a left side view thereof;

FIG. 6 is a fragmentary enlarged front view showing the details of the tread portion thereof; and,

FIG. 7 is a section view taken along line 7-7 in FIG. 6.

The broken lines show portions of the motorcycle tire that are not being claimed, and thus form no part of the claimed design.

1 Claim, 7 Drawing Sheets



(56)

References Cited

U.S. PATENT DOCUMENTS

D640,183 S *	6/2011	Matsunami	D12/535
D671,484 S *	11/2012	Bickley	D12/535
D674,736 S *	1/2013	Lamour	D12/535
D678,179 S *	3/2013	Larregain	D12/535
D684,521 S *	6/2013	Larregain	D12/535
D685,721 S *	7/2013	Bell	D12/535
D705,717 S *	5/2014	Itoi	D12/535
D717,232 S *	11/2014	Itoi	D12/535
D728,454 S *	5/2015	Kubo	D12/535
D748,040 S *	1/2016	Lucas	D12/535

* cited by examiner

FIG. 1

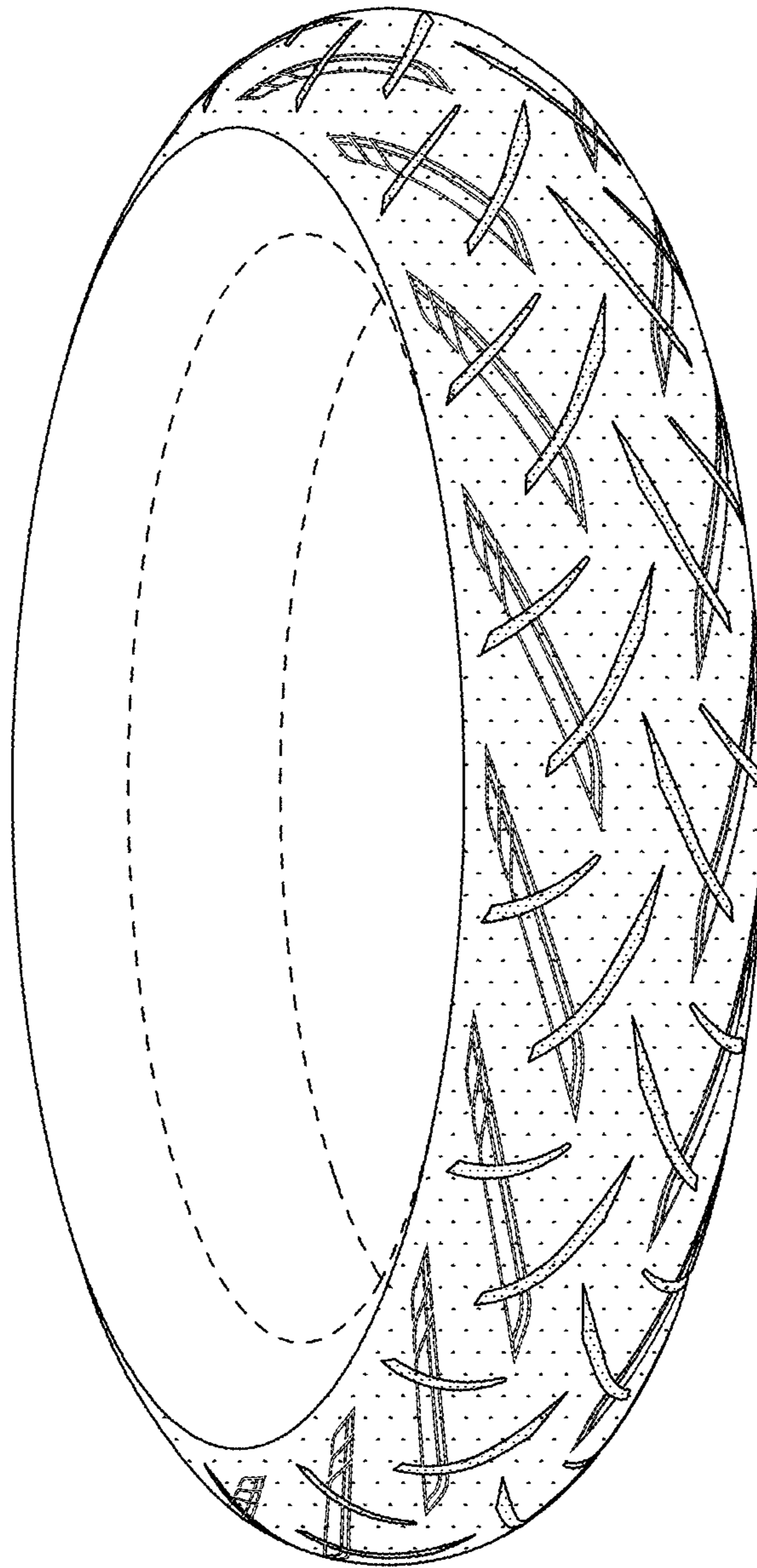


FIG. 2




FIG. 3



FIG. 4




FIG. 5




FIG. 6




FIG. 7

