



US00D789269S

(12) **United States Design Patent**  
**Krause**

(10) **Patent No.:** **US D789,269 S**  
(45) **Date of Patent:** **\*\* Jun. 13, 2017**

(54) **VEHICLE WHEEL**  
(71) Applicant: **Bayerische Motoren Werke  
Aktiengesellschaft, Munich (DE)**  
(72) Inventor: **Andreas Krause, Freiburg (DE)**  
(73) Assignee: **Bayerische Motoren Werke  
Aktiengesellschaft, Munich (DE)**  
(\*\*) Term: **15 Years**

D589,425 S	3/2009	Theiss	
D591,663 S *	5/2009	Chung	D12/211
D604,683 S *	11/2009	Hosai	D12/209
D615,018 S	5/2010	Truebsbach	
D625,239 S *	10/2010	Juergens	D12/211
D641,677 S *	7/2011	Weil	D12/209
D644,586 S *	9/2011	Baum	D12/209
D659,065 S *	5/2012	Johnson	D12/209
D683,295 S	5/2013	Pollmann	
D692,816 S *	11/2013	Zhang	D12/209
D696,616 S *	12/2013	Gueler	D12/209
D751,017 S *	3/2016	Chung	D12/209

(21) Appl. No.: **29/565,848**  
(22) Filed: **May 25, 2016**  
(30) **Foreign Application Priority Data**

Nov. 26, 2015 (DE) ..... 40 2015 101 265

(51) **LOC (10) Cl.** ..... **12-16**  
(52) **U.S. Cl.**

USPC ..... **D12/209**

(58) **Field of Classification Search**

USPC ..... D12/204-213

CPC .... B60B 7/00; B60B 7/02; B60B 7/04; B60B  
7/01; B60B 7/06; B60B 3/02; B60B 3/04;  
B60B 3/06; B60B 3/10; B60B 1/00;  
B60B 1/08; B60B 1/10; B60B 1/12

See application file for complete search history.

(56) **References Cited**

**U.S. PATENT DOCUMENTS**

D479,177 S *	9/2003	Nordmann	D12/211
D507,775 S *	7/2005	Pfeiffer	D12/211
D514,999 S *	2/2006	Boyer	D12/209
D515,494 S *	2/2006	Laengerer	D12/211
D536,655 S *	2/2007	Kim	D12/211
D538,730 S *	3/2007	Thurner	D12/209

**FOREIGN PATENT DOCUMENTS**

EM	000825609-0002	11/2009
EM	001598277-0011	1/2010
EM	002120279-0003	9/2013

\* cited by examiner

*Primary Examiner* — Stacia Cadmus

(74) *Attorney, Agent, or Firm* — Crowell & Moring LLP

(57) **CLAIM**

The ornamental design for a vehicle wheel, as shown and described.

**DESCRIPTION**

FIG. 1 is a perspective view of a vehicle wheel according to the design;

FIG. 2 is an additional perspective view thereof;

FIG. 3 is an additional perspective view thereof;

FIG. 4 is a front view thereof;

FIG. 5 is a rear view thereof in a lighter gray scale, representing environmental features that form no part of the claimed design; and,

FIG. 6 is a side view thereof.

**1 Claim, 6 Drawing Sheets**






Fig. 1



Fig. 2



Fig. 3



Fig. 4




Fig. 5




Fig. 6