



US00D789250S

(12) **United States Design Patent**
Arnold

(10) **Patent No.:** **US D789,250 S**

(45) **Date of Patent:** **** Jun. 13, 2017**

(54) **VEHICLE BODY EXTERIOR**

(71) Applicant: **GM GLOBAL TECHNOLOGY OPERATIONS LLC**, Detroit, MI (US)

(72) Inventor: **Bradley Arnold**, La Crescenta, CA (US)

(73) Assignee: **GM Global Technology Operations LLC**, Detroit, MI (US)

(**) Term: **15 Years**

(21) Appl. No.: **29/545,268**

(22) Filed: **Nov. 11, 2015**

(51) **LOC (10) Cl.** **12-08**

(52) **U.S. Cl.**
USPC **D12/86**

(58) **Field of Classification Search**
USPC D12/86, 90-92, 88; D21/421, 433, 434; 296/181.1, 181.5
CPC B62D 35/00; B62D 25/00; B62D 25/06; B62D 33/00
See application file for complete search history.

D608,690 S 1/2010 Folden et al.
D608,691 S 1/2010 Zak, Jr. et al.
D609,608 S 2/2010 Boniface et al.
D611,387 S 3/2010 Thompson et al.
D611,879 S 3/2010 Kim et al.
D612,297 S 3/2010 Peters et al.
D613,645 S 4/2010 Song et al.
D615,458 S 5/2010 Thompson et al.
D618,595 S 6/2010 Ware et al.
D623,090 S 9/2010 Cox et al.
D627,262 S 11/2010 Ikeda et al.
D635,488 S 4/2011 Phipps
D644,147 S 8/2011 Suh et al.
D644,567 S 9/2011 Kozub
D651,132 S * 12/2011 Lambri D12/86
D657,718 S 4/2012 Zipfel et al.
D659,052 S 5/2012 Ware et al.
D659,053 S 5/2012 Ware et al.
D668,182 S 10/2012 Barba Franco et al.
D668,183 S 10/2012 Smart
D678,820 S 3/2013 Song et al.

(Continued)

Primary Examiner — Melody N Brown

(74) *Attorney, Agent, or Firm* — Reising Ethington P.C.

(57) **CLAIM**

The ornamental design for a vehicle body exterior, as shown and described.

DESCRIPTION

FIG. 1 is a front view of the vehicle body exterior; FIG. 2 is a front and left side perspective view thereof; FIG. 3 is a left side elevation view thereof, the right side is a mirror image thereof; FIG. 4 is a top plan view thereof; FIG. 5 is a rear and left side perspective view thereof; and, FIG. 6 is a rear view thereof.

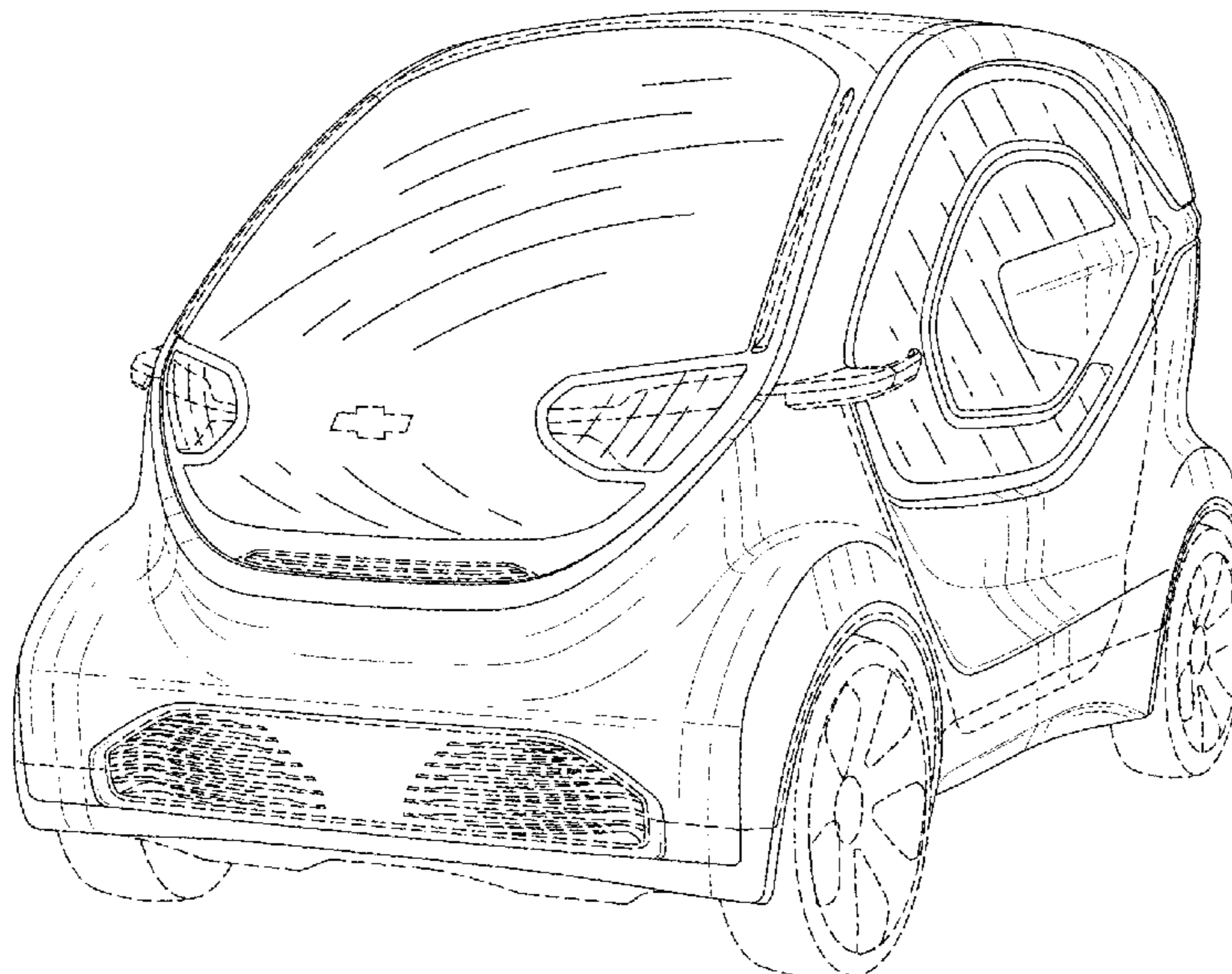
The broken lines shown in the drawings depict portions of the vehicle body exterior that form no part of the claimed design.

1 Claim, 6 Drawing Sheets

(56) **References Cited**

U.S. PATENT DOCUMENTS

D570,742 S 6/2008 Takagi et al.
D592,105 S 5/2009 Dean et al.
D597,447 S 8/2009 Folden
D600,595 S 9/2009 Nakamura et al.
D601,925 S 10/2009 O'Donnell
D603,755 S 11/2009 Peters
D604,203 S 11/2009 O'Donnell
D605,082 S 12/2009 Munson
D605,083 S 12/2009 Manoogian, II et al.
D605,977 S 12/2009 Zipfel et al.
D605,978 S 12/2009 Wolff et al.
D608,249 S 1/2010 Peters



(56)

References Cited

U.S. PATENT DOCUMENTS

D678,821 S 3/2013 Ikeda et al.
 D680,909 S 4/2013 Munson et al.
 D680,910 S 4/2013 David
 D684,091 S * 6/2013 Frenzel D12/90
 D684,899 S 6/2013 Baker
 D686,536 S 7/2013 McCabe et al.
 D691,921 S * 10/2013 Kasamatsu D12/86
 D692,798 S 11/2013 Thurber
 D692,799 S 11/2013 Smith et al.
 D696,157 S 12/2013 Loeb
 D699,629 S 2/2014 Ikeda et al.
 D700,871 S 3/2014 O'Donnell et al.
 D703,103 S 4/2014 Lee
 D704,103 S 5/2014 Mack et al.
 D705,132 S 5/2014 Ware et al.
 D705,699 S 5/2014 Ware et al.
 D713,298 S 9/2014 Dyson
 D713,764 S 9/2014 Ferlazzo et al.
 D716,696 S 11/2014 Thole et al.
 D716,706 S 11/2014 Thole et al.
 D716,709 S 11/2014 Thole et al.
 D717,696 S 11/2014 Thole et al.
 D718,189 S 11/2014 Krieg et al.
 D718,683 S 12/2014 Thole et al.

D719,062 S * 12/2014 Wada D12/86
 D722,282 S 2/2015 Loeb
 D722,533 S 2/2015 Thole et al.
 D722,534 S 2/2015 Munson et al.
 D724,510 S 3/2015 McMahan et al.
 D724,999 S * 3/2015 Murray D12/90
 D725,001 S 3/2015 McMahan et al.
 D726,591 S 4/2015 Jacob
 D729,121 S * 5/2015 Engler D12/86
 D730,776 S 6/2015 Smart
 D730,783 S 6/2015 Henriques et al.
 D732,427 S 6/2015 Loeb
 D732,429 S 6/2015 Loeb
 D732,430 S 6/2015 Loeb
 D732,431 S 6/2015 Loeb
 D732,432 S 6/2015 Aengenheyster
 D732,433 S 6/2015 Aengenheyster
 D732,435 S 6/2015 Mackay
 D733,002 S 6/2015 Loeb
 D735,611 S 8/2015 Aengenheyster
 D735,627 S 8/2015 Smith
 D736,451 S 8/2015 Smith
 D739,306 S 9/2015 McMahan et al.
 D739,317 S 9/2015 McMahan et al.
 D741,223 S 10/2015 Kim et al.
 D768,541 S * 10/2016 Burki D12/90

* cited by examiner




Fig. 1




Fig.2

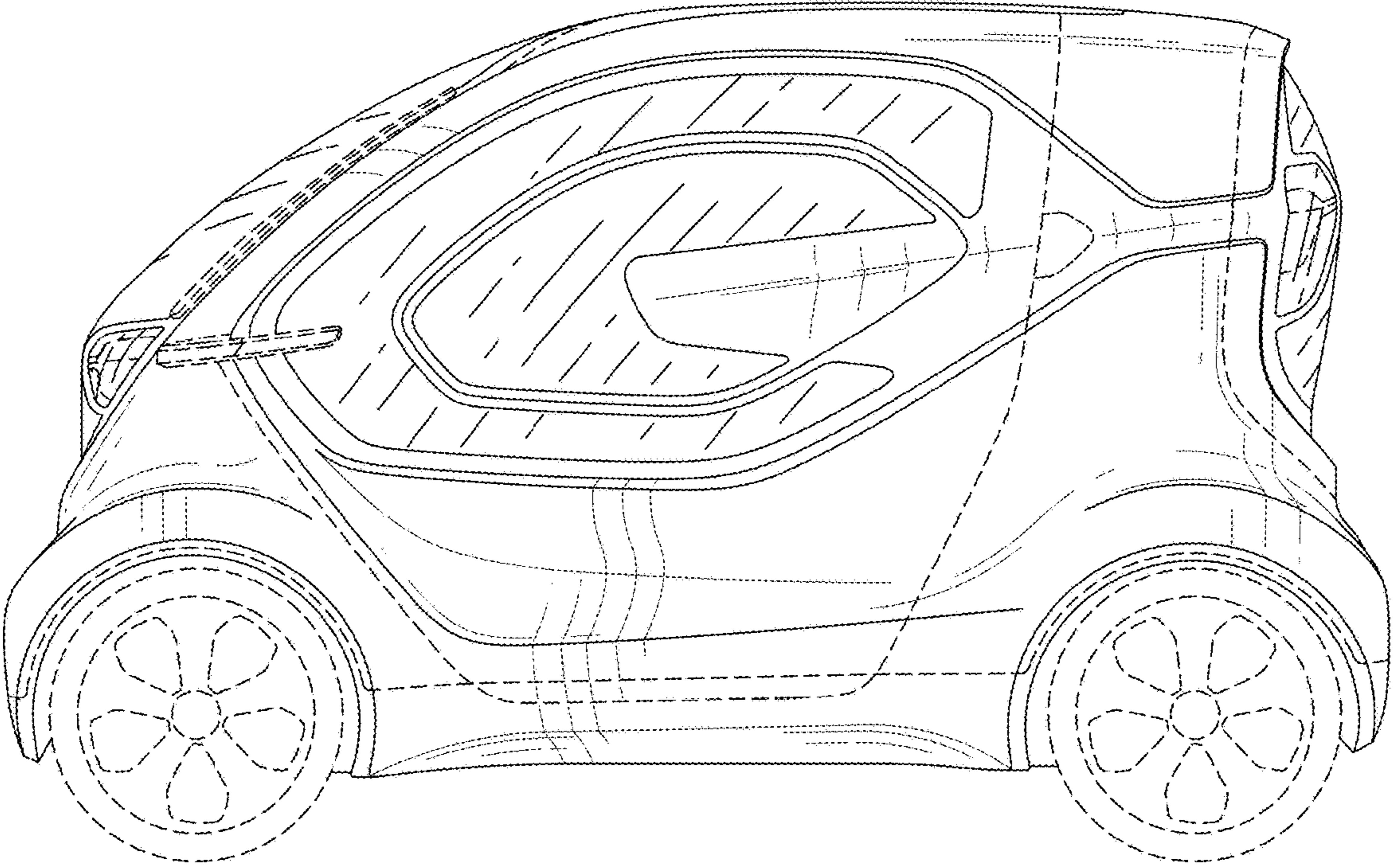


Fig.3

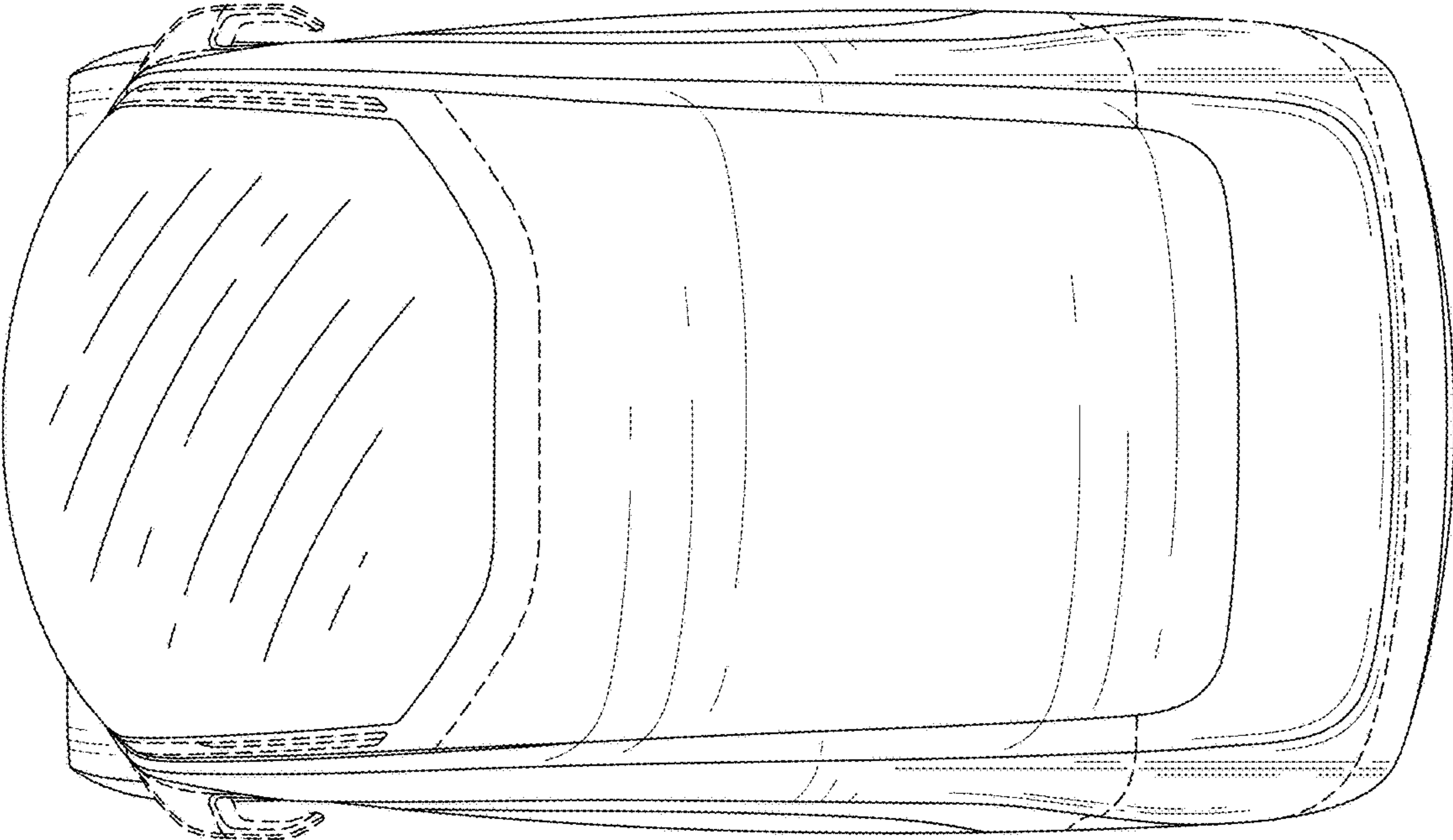


Fig. 4

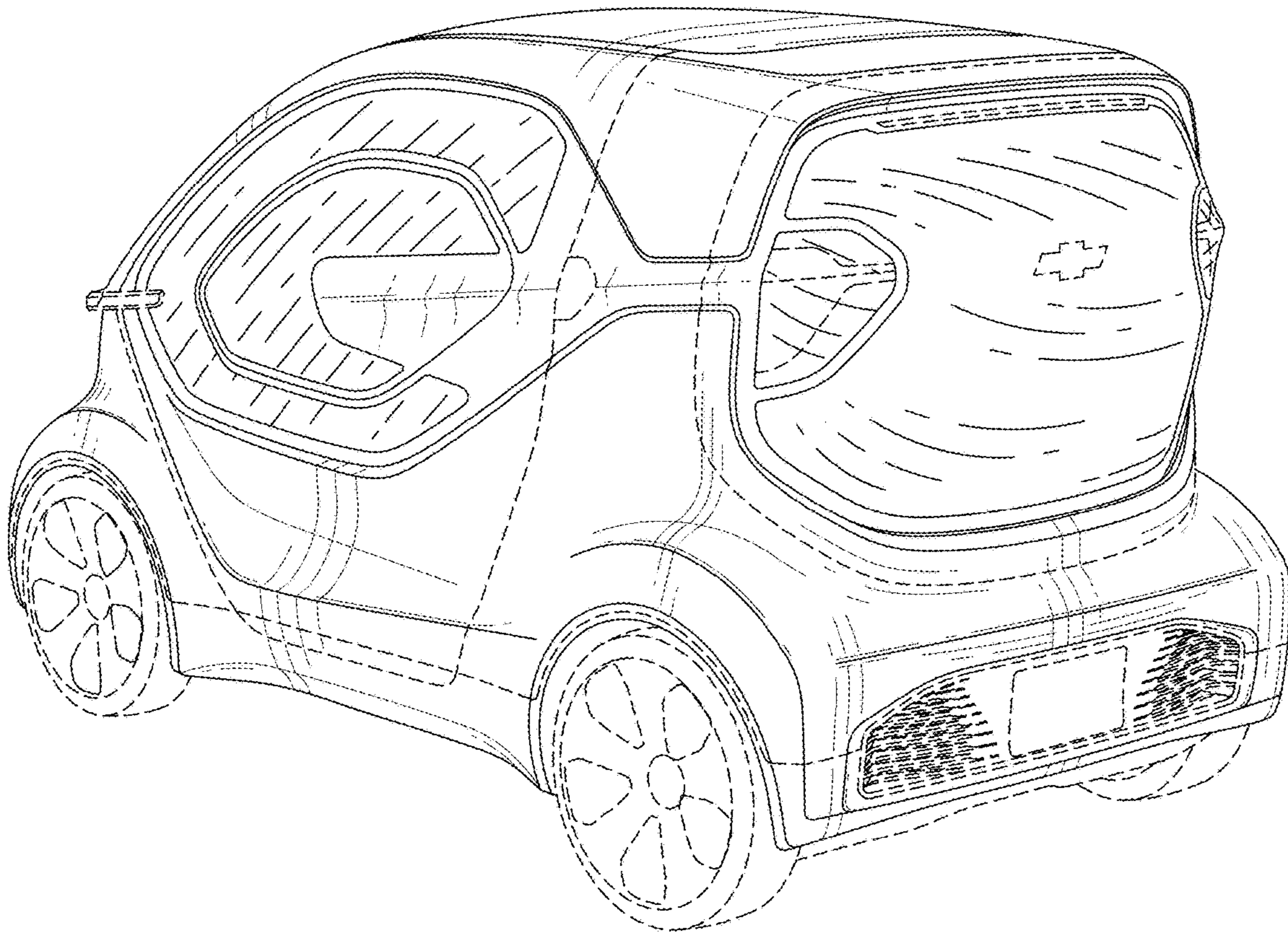


Fig. 5

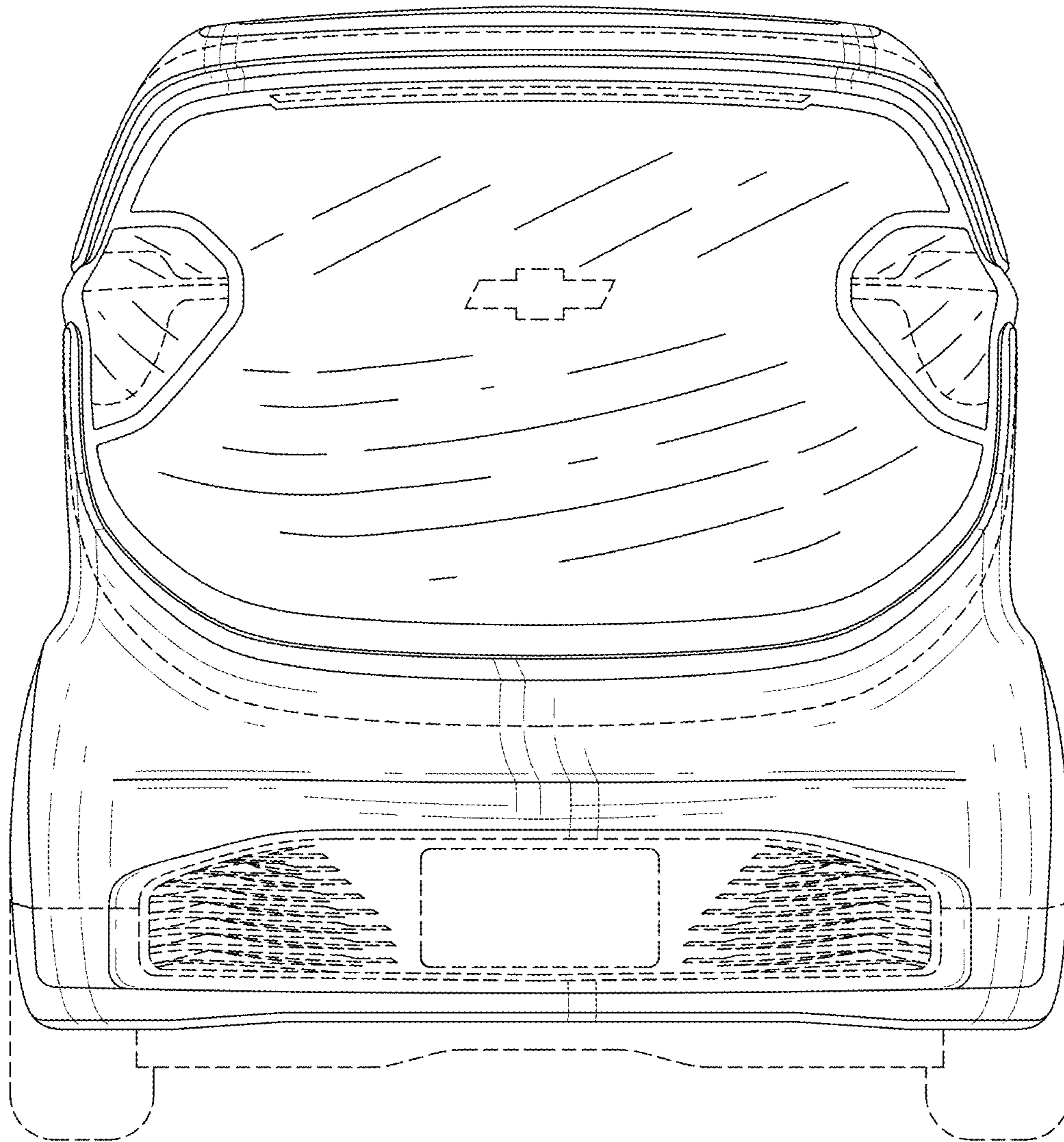


Fig. 6