



US00D789247S

(12) **United States Design Patent** (10) **Patent No.:** **US D789,247 S**
Burton et al. (45) **Date of Patent:** **** Jun. 13, 2017**

(54) **ZIPPER PULL**

(71) Applicant: **Barebones Systems, LLC**, Bluffdale, UT (US)

(72) Inventors: **David Jared Burton**, Payson, UT (US); **Erik Robert Workman**, Salt Lake City, UT (US); **Michelle Ann Merrill**, Draper, UT (US); **Robert Emmett Workman**, Morgan, UT (US)

(73) Assignee: **BAREBONES SYSTEMS, LLC**, Bluffdale, UT (US)

(**) Term: **15 Years**

(21) Appl. No.: **29/535,204**

(22) Filed: **Aug. 4, 2015**

(51) **LOC (10) Cl.** **02-07**

(52) **U.S. Cl.**
USPC **D11/221; D8/33**

(58) **Field of Classification Search**
USPC D11/200-201, 221; 24/381-383, 24/385-387, 414-417, 421-422, 419, 24/429, 431, 390, 432; 2/265; D2/641; 294/2, 3.6; 223/111; D8/33, 34; 81/3.07, 3.58

CPC A44B 19/00; A44B 19/02; A44B 19/04; A44B 19/10; A44B 19/24; A44B 19/26; A44B 19/30; A44B 19/06

See application file for complete search history.

(56) **References Cited**

U.S. PATENT DOCUMENTS

D42,368 S * 3/1912 Mossberg 81/3.55
D51,962 S * 4/1918 Januchowsky 81/3.55

D92,795 S * 7/1934 Ebert D8/38
5,083,349 A * 1/1992 Axtell A44B 19/262
24/415
D394,790 S * 6/1998 Joergensen D8/33
5,860,192 A * 1/1999 Chung A44B 19/262
24/429
D437,753 S * 2/2001 Hastings D8/18
D456,227 S * 4/2002 Tse D8/33
D488,689 S * 4/2004 Smith, IV D8/18
7,213,306 B2 * 5/2007 Medsker A44B 19/262
24/3.12
D661,559 S * 6/2012 O'Connell D8/18
D708,028 S * 7/2014 Warren D8/18

* cited by examiner

Primary Examiner — Ralf Seifert

(74) *Attorney, Agent, or Firm* — Morriss, O'Bryant, Compagni, PC

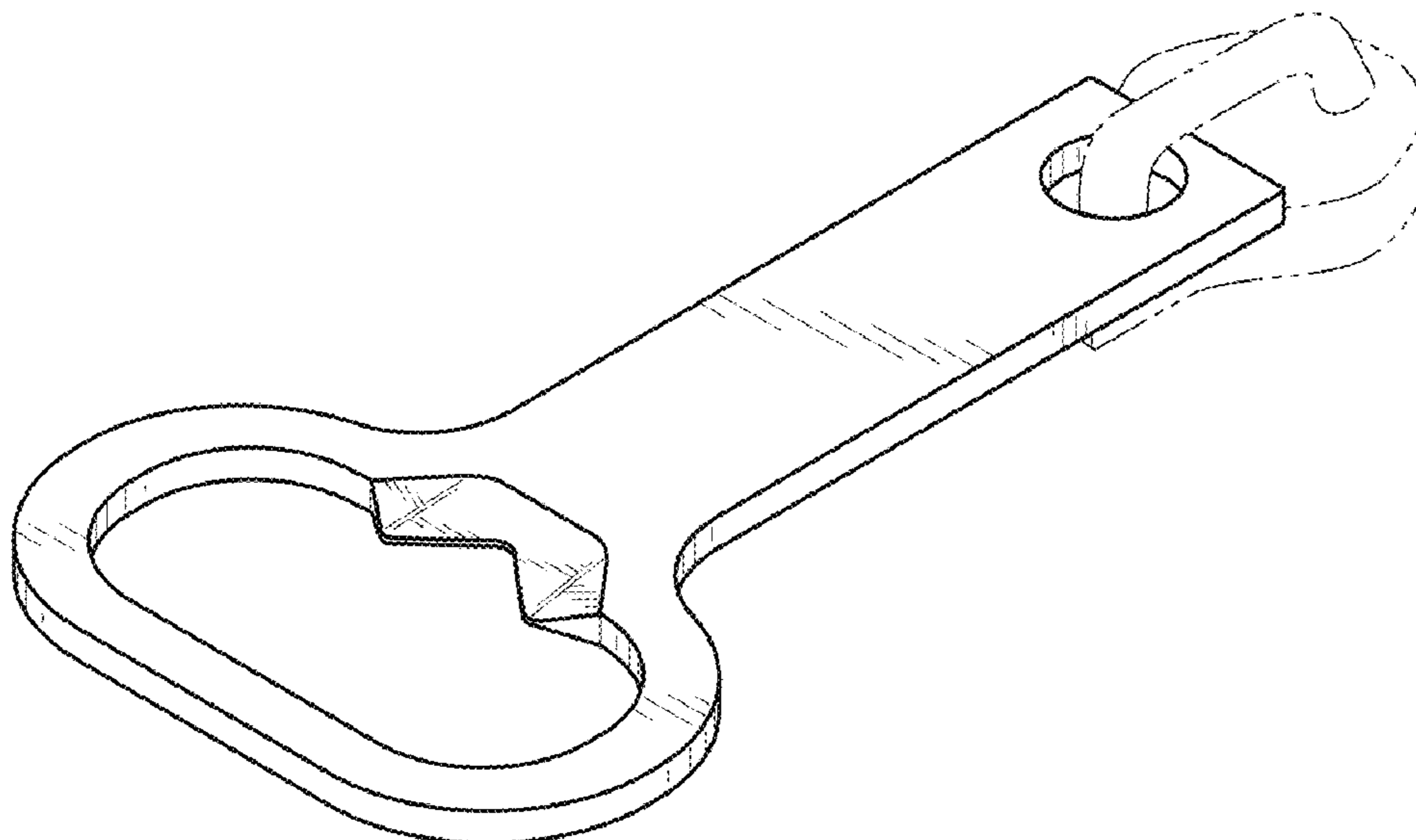
(57) **CLAIM**

The ornamental design for a zipper pull, as shown and described.

DESCRIPTION

FIG. 1 is a perspective front side view of a zipper pull of the present invention;
FIG. 2 is a front side view of the zipper pull;
FIG. 3 is a back side view of the zipper pull;
FIG. 4 is a left side view of the zipper pull;
FIG. 5 is a right side view of the zipper pull;
FIG. 6 is a top side view of the zipper pull; and,
FIG. 7 is a bottom side view of the zipper pull.
The broken lines shown in the drawings are for illustrative purposes only and form no part of the claimed design.

1 Claim, 2 Drawing Sheets



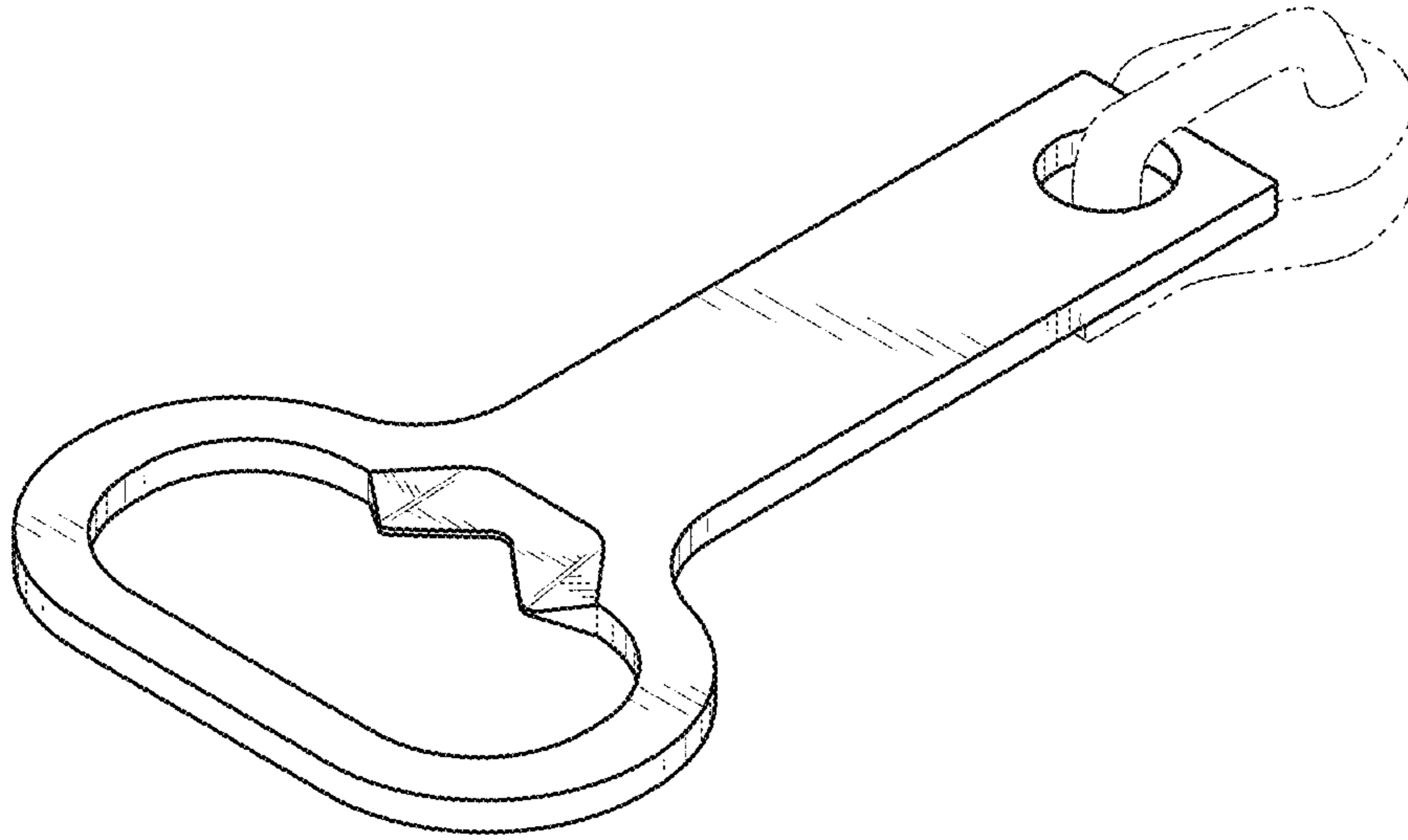


FIG. 1

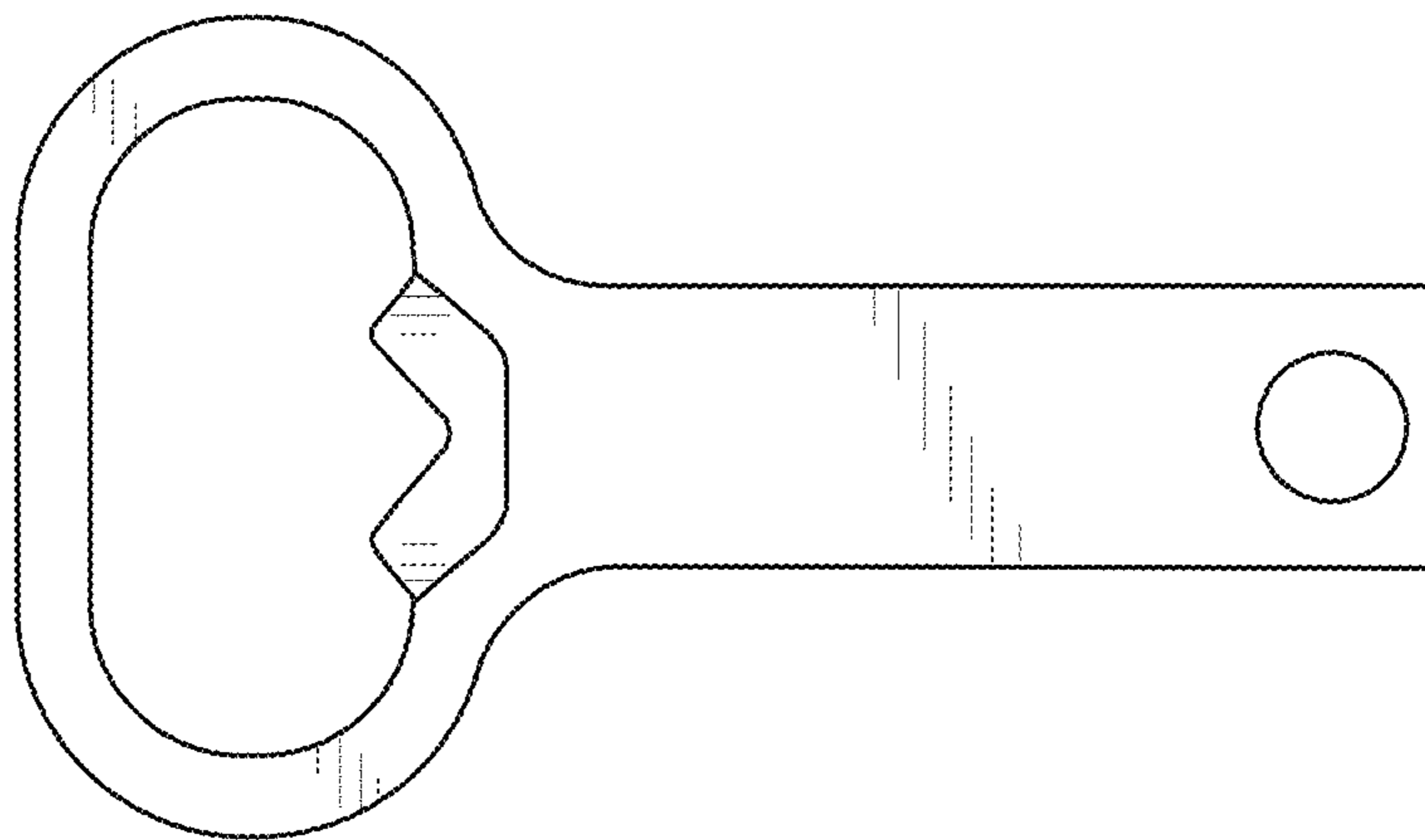


FIG. 2

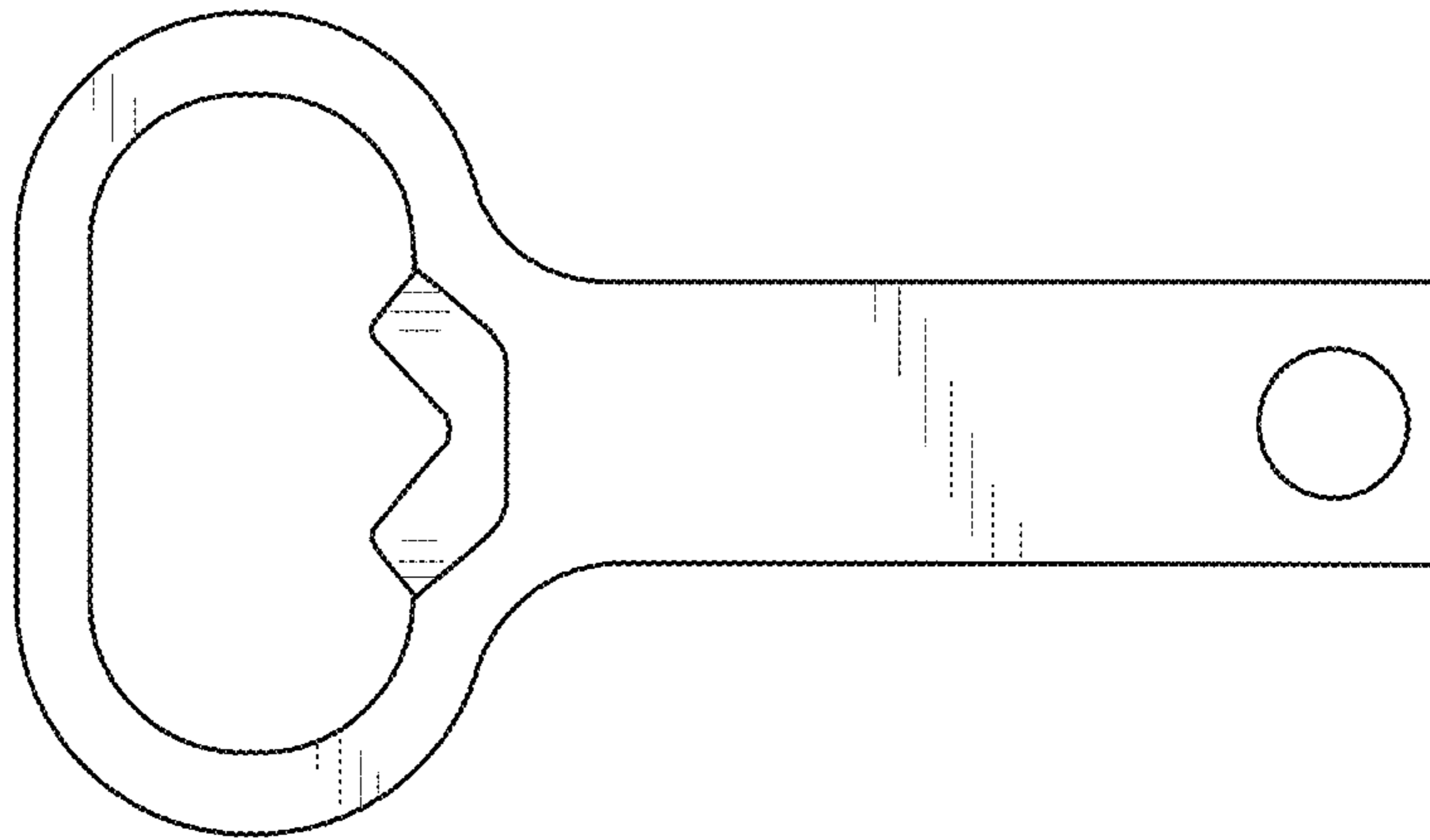


FIG. 3




FIG. 4



FIG. 5



FIG. 6




FIG. 7