



US00D789245S

(12) **United States Design Patent** (10) **Patent No.:** **US D789,245 S**
Skinner et al. (45) **Date of Patent:** **** *Jun. 13, 2017**

(54) **DOOR BANNER**

(71) Applicant: **Team ProMark, LLC**, Longmont, CO (US)

(72) Inventors: **William Skinner**, Longmont, CO (US); **Robert Taylor**, Boulder, CO (US); **Debora Hastings**, Johnstown, CO (US); **Darin R. Telfer**, Mead, CO (US); **Margo Taylor-Bredesen**, Centennial, CO (US); **Jamie Lockwood**, Longmont, CO (US); **Robert Byrd**, Erie, CO (US); **Brian Moon**, Longmont, CO (US); **John Durnell**, Crestwood, KY (US)

(73) Assignee: **Mydor, LLC**, Longmont, CO (US)

(*) Notice: This patent is subject to a terminal disclaimer.

(**) Term: **15 Years**

(21) Appl. No.: **29/526,840**

(22) Filed: **May 13, 2015**

(51) **LOC (10) Cl.** **11-05**

(52) **U.S. Cl.**
USPC **D11/165**

(58) **Field of Classification Search**
USPC D11/165, 166, 168, 171, 181, 182;
D6/602; D20/11, 42

(Continued)

(56) **References Cited**

U.S. PATENT DOCUMENTS

D354,521 S * 1/1995 Colacino D20/42
5,555,659 A * 9/1996 Hade G09F 15/0025
160/329

(Continued)

Primary Examiner — Robin V Webster

Assistant Examiner — James Thorn, Sr.

(74) *Attorney, Agent, or Firm* — Martensen IP

(57) **CLAIM**

The ornamental design for a door banner, as shown and described.

DESCRIPTION

The present application is related to commonly assigned U.S. patent applications Ser. Nos. 29/467,818 and 29/468,518 filed Sep. 24, 2013 and Oct. 1, 2013 respectively.

FIG. 1 is a front right perspective view of the door banner.

FIG. 2 is a back right perspective view of the door banner.

FIG. 3 is a front view of the door banner.

FIG. 4 is a back view of the door banner.

FIG. 5 is a view of one side of the door banner.

FIG. 6 is a view of the opposite side of the door banner.

FIG. 7 is a top view of the door banner.

FIG. 8 is a bottom view of the door banner; and,

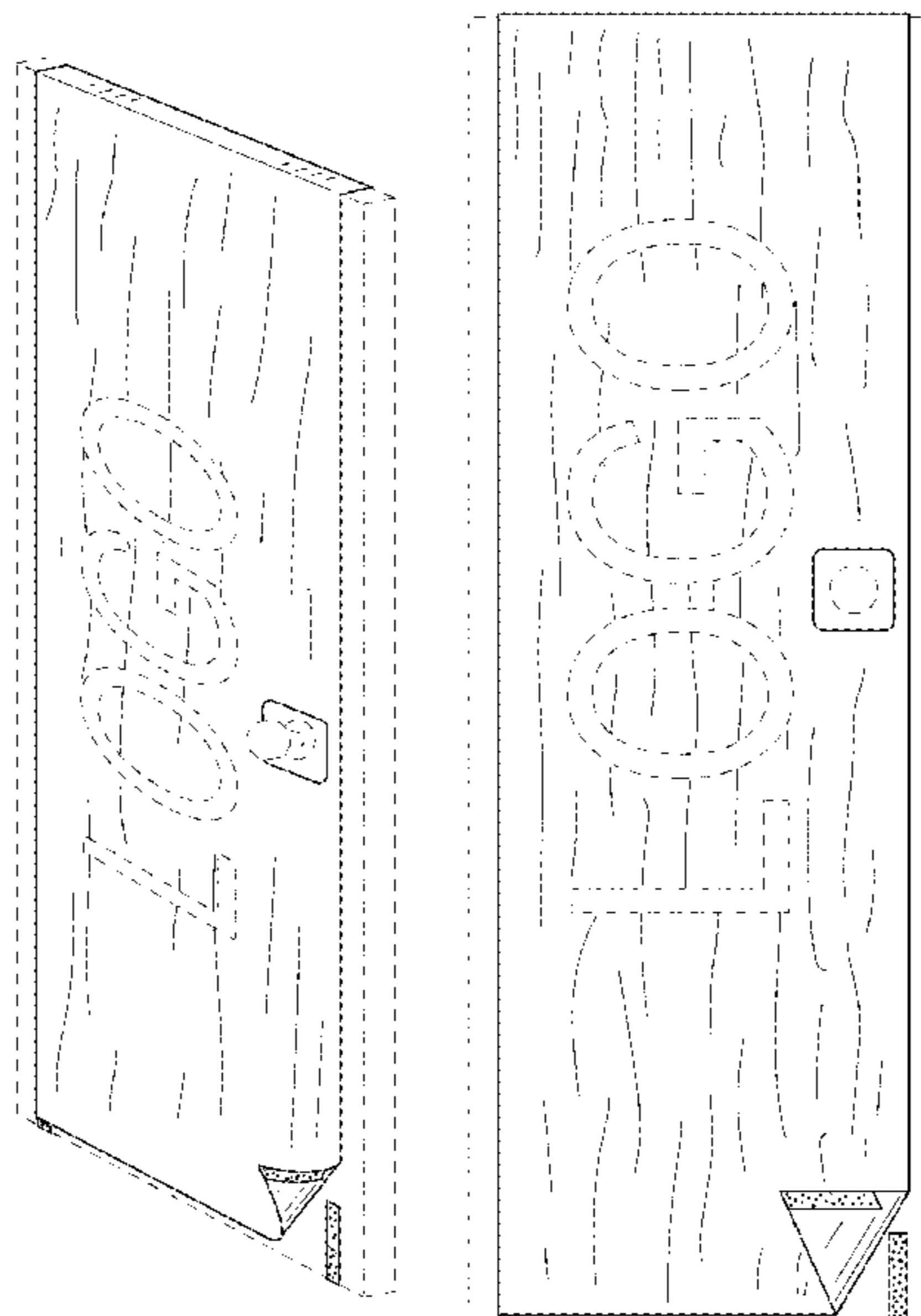
FIG. 9 is a back detail view of the area 9 circumscribed within FIG. 2.

The detail depicts a strap joining the top and bottom edges of the design with a hook and loop closure mechanism.

The dot-dash-dot broken line circumscribing the area of the detail in FIG. 2 forms no part of the claimed design. The broken line outlines of text and the areas within these broken lines on the front and rear surface of the design depict features of the door banner that form no part of the claimed design. All other broken lines represent environmental structure that forms no part of the claimed design.

The present application is for the ornamental design of a door banner that wraps around a typical door as shown in the attached figures. While not part of the design, the banner generally includes a logo or image positioned on the face of the door.

1 Claim, 6 Drawing Sheets



- (58) **Field of Classification Search**
CPC G09F 17/00; G09F 2017/0041
See application file for complete search history.

(56) **References Cited**

U.S. PATENT DOCUMENTS

D433,865 S * 11/2000 Willbanks D6/602
6,395,369 B1 * 5/2002 Randone B32B 5/26
160/10
6,495,238 B1 * 12/2002 Campbell G09F 17/00
114/219
6,684,589 B2 * 2/2004 Plager B44C 5/00
52/311.1
D624,847 S * 10/2010 Czyzewski D11/165
D677,964 S * 3/2013 Agarwall D6/602
D687,654 S * 8/2013 Jalan D6/602
D735,072 S * 7/2015 Skinner D11/165
D735,073 S * 7/2015 Skinner D11/165
D763,131 S * 8/2016 Skinner D11/165
2009/0183408 A1 * 7/2009 Dicke G09F 15/0037
40/610
2015/0091736 A1 * 4/2015 Lamm G09F 27/005
340/692

* cited by examiner

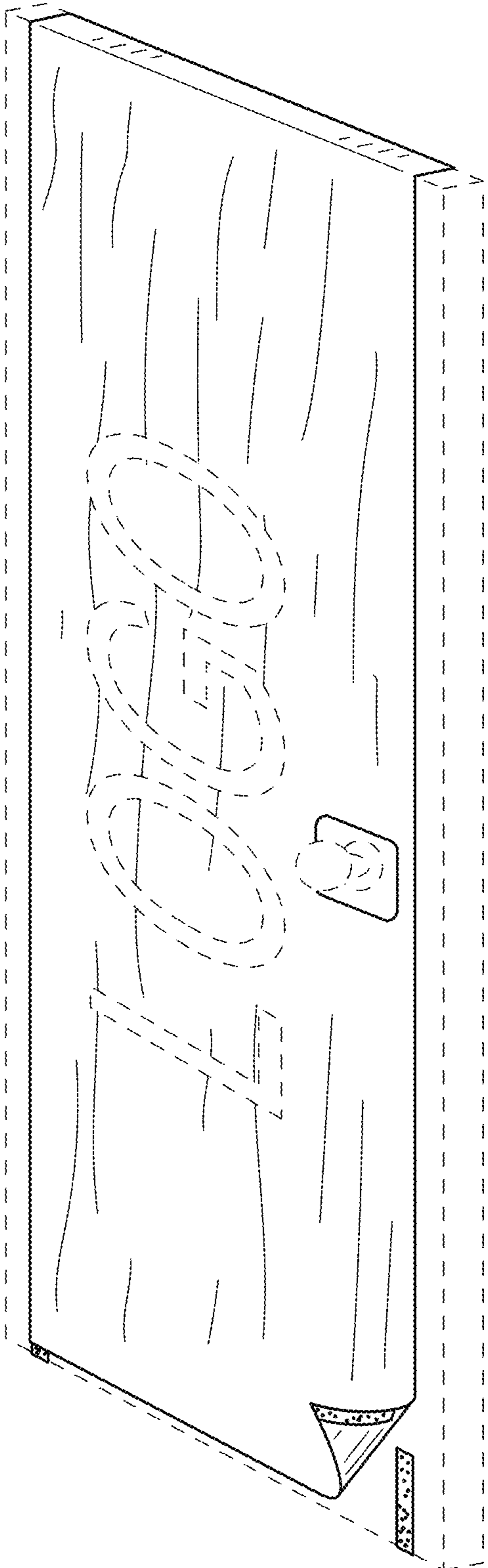


FIG.1

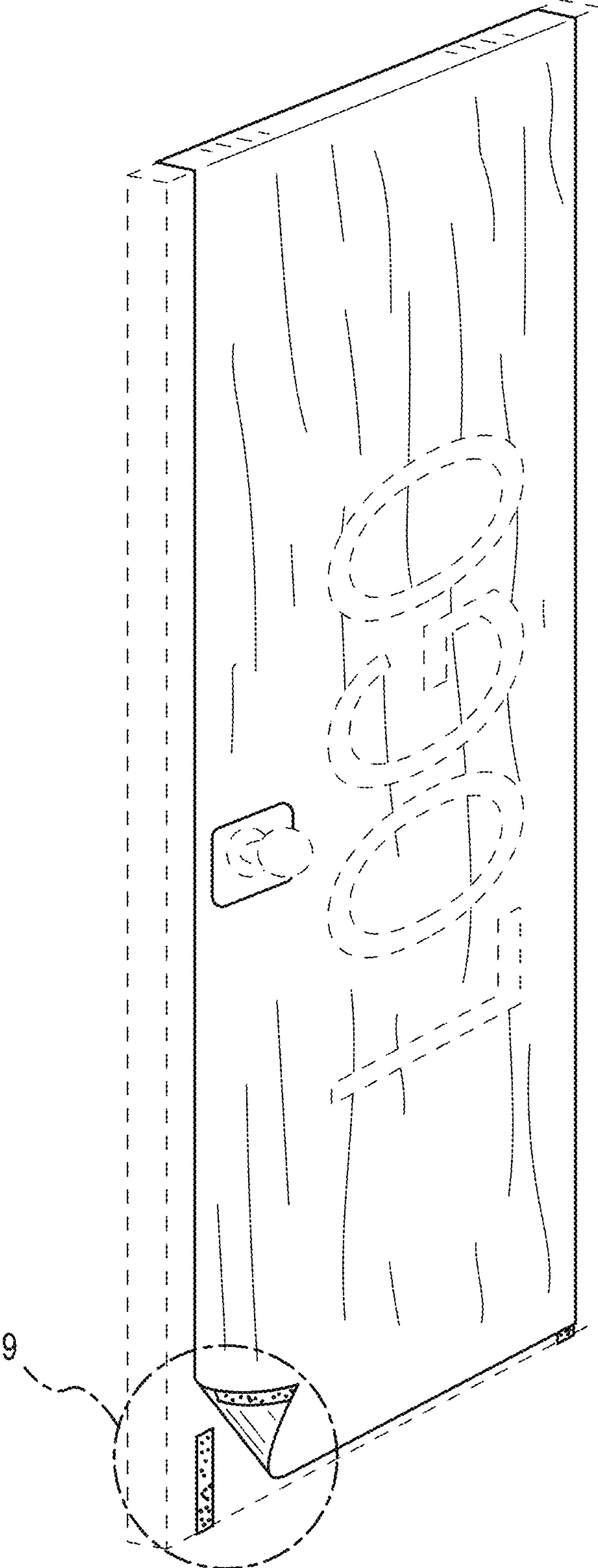


FIG.2

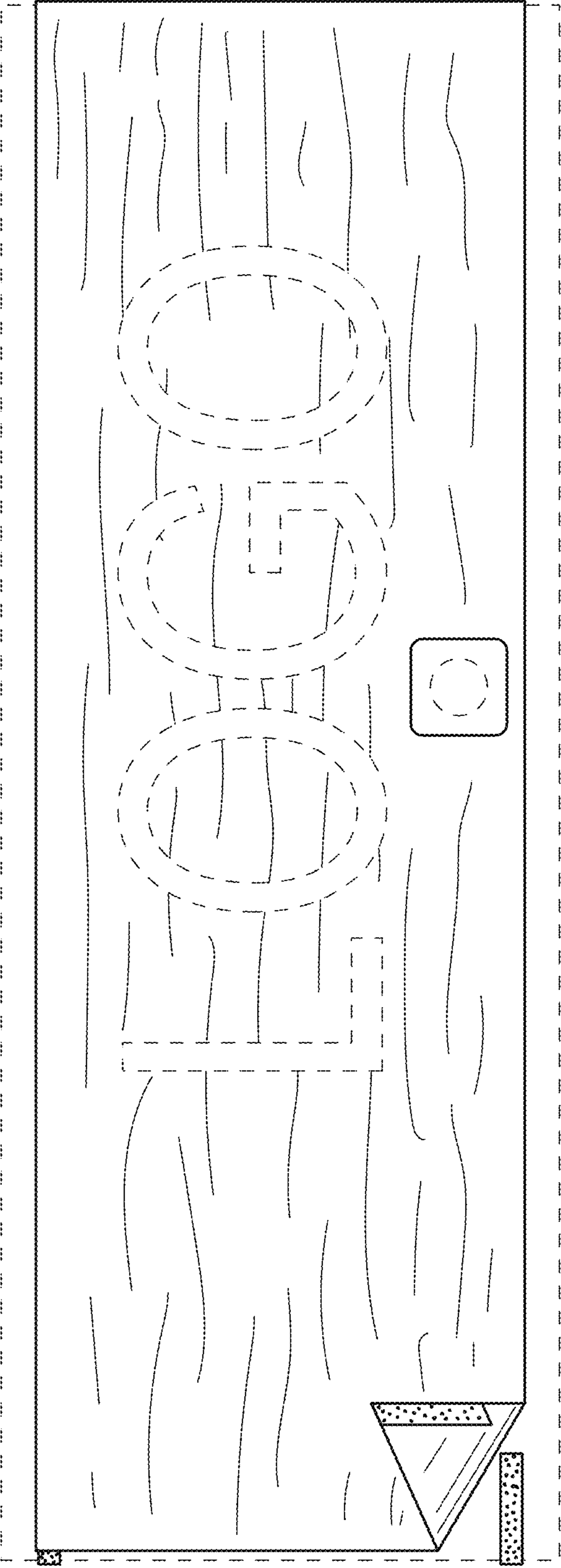


FIG.3

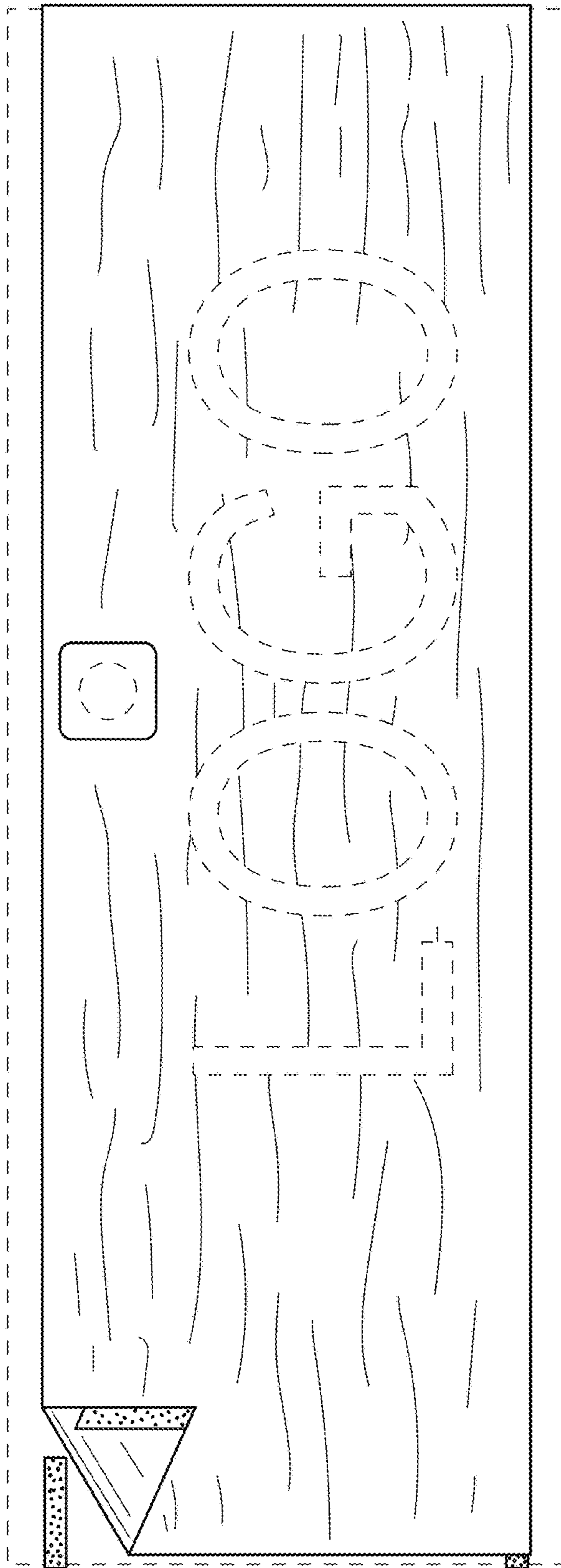


FIG. 4

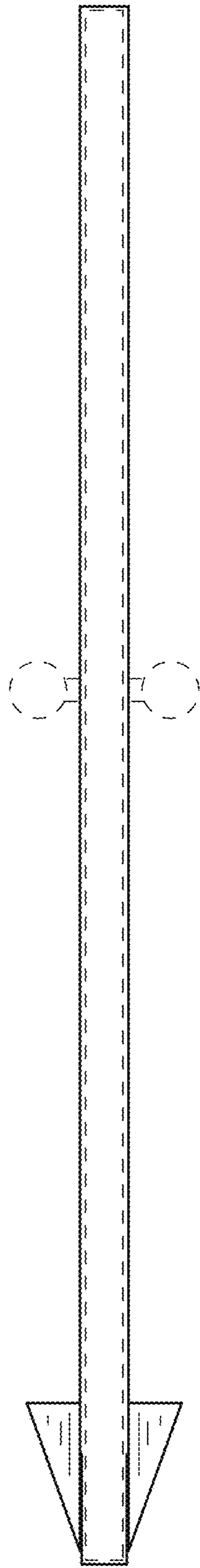


FIG. 5

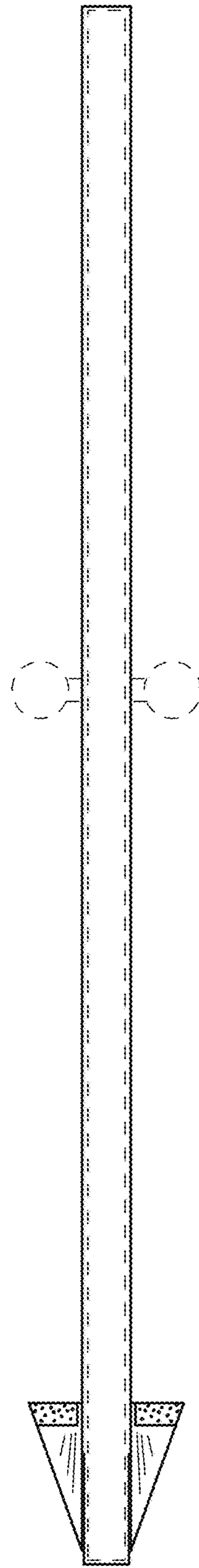


FIG. 6

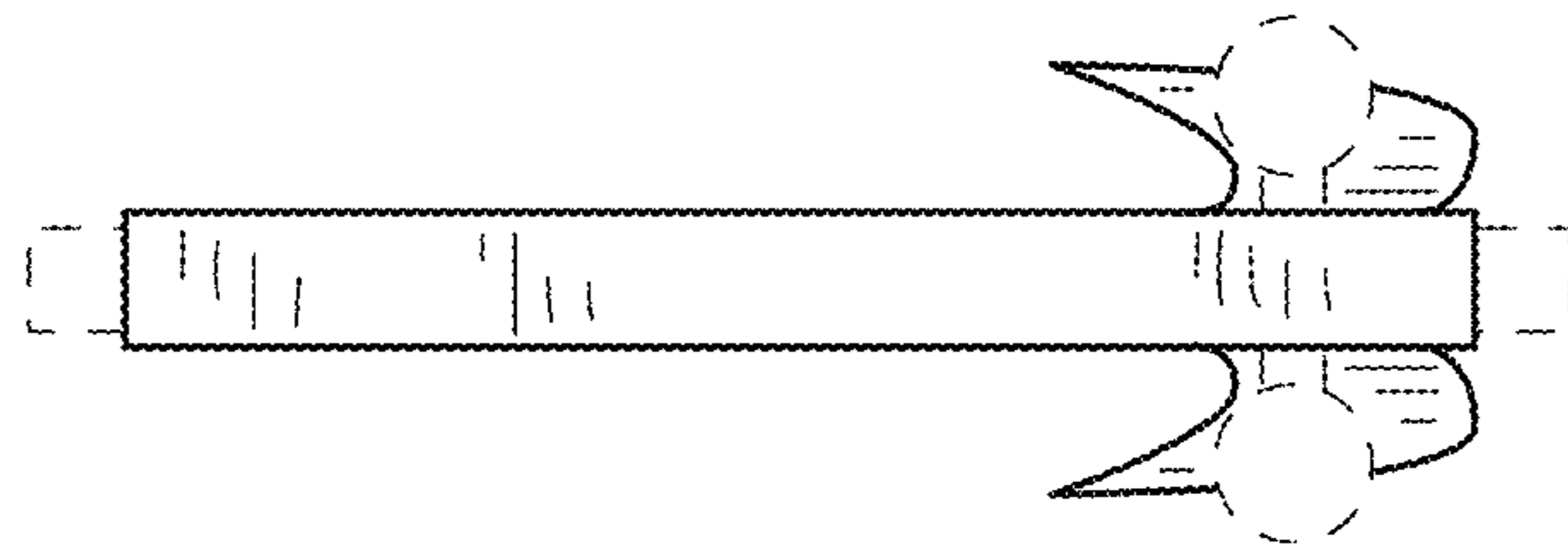


FIG. 7

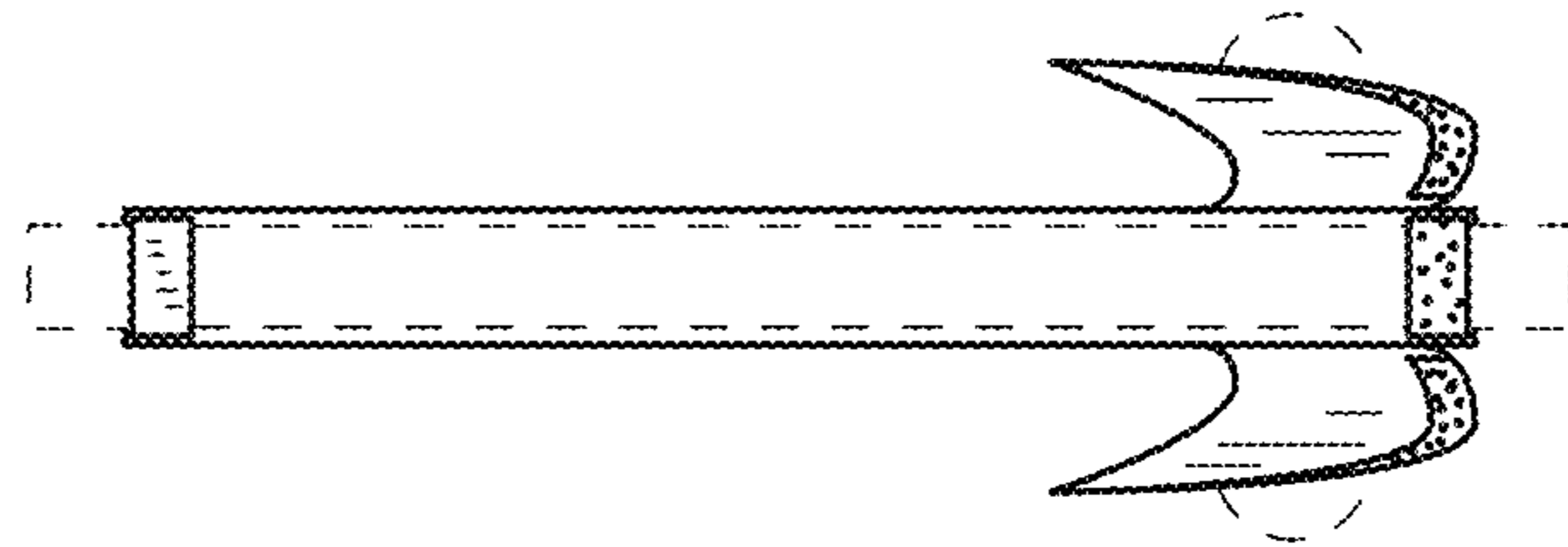


FIG. 8

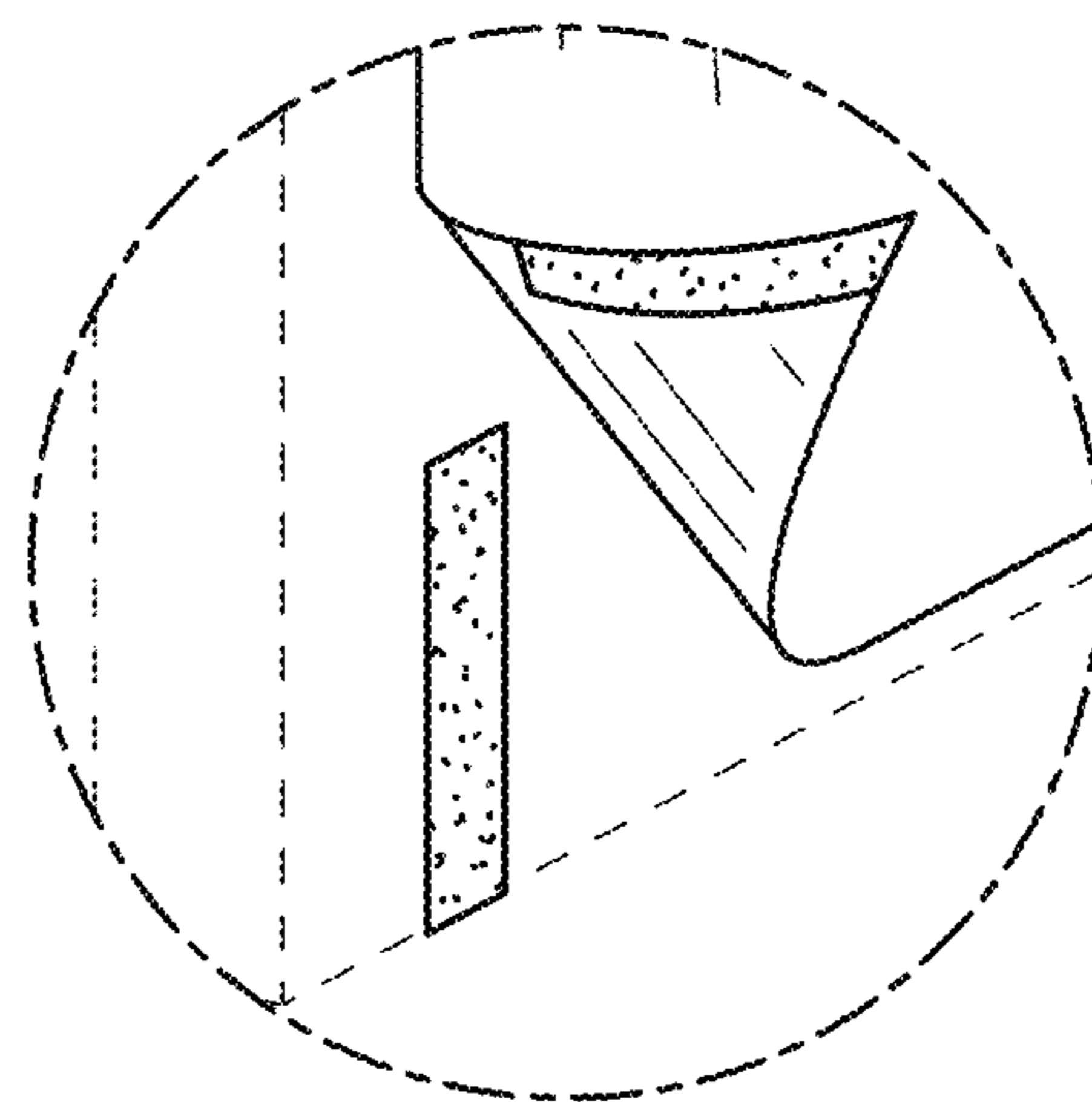


FIG. 9