



US00D789242S

(12) **United States Design Patent**
Pettigrew et al.

(10) **Patent No.:** **US D789,242 S**
(45) **Date of Patent:** **** Jun. 13, 2017**

- (54) **PLANTER**
- (71) Applicant: **The HC Companies, Inc.**, Twinsburg, OH (US)
- (72) Inventors: **Doug Pettigrew**, Wilsonville, CA (US);
Mike McIvor, Brantford, CA (US);
Margot Beesley, Akron, OH (US)
- (73) Assignee: **THE HC COMPANIES, INC.**,
Twinsburg, OH (US)
- (**) Term: **15 Years**
- (21) Appl. No.: **29/537,498**
- (22) Filed: **Aug. 26, 2015**

D63,907 S *	2/1924	Moore	D5/47
D101,812 S *	11/1936	Hafner	D5/47
D106,156 S *	9/1937	Troy	D5/47
D106,158 S *	9/1937	Troy	D5/47
D110,641 S *	7/1938	Hess	D5/47
D116,842 S *	9/1939	Frick	D5/47
D118,326 S *	12/1939	Wechsler	D5/47
D118,436 S *	1/1940	Simon	D5/47
D145,912 S *	11/1946	Stone	D14/219
D331,549 S *	12/1992	Embree	D11/153
D606,454 S *	12/2009	White	D11/153
D717,202 S *	11/2014	Thuma	D11/152
D739,781 S *	9/2015	Pettigrew	D11/152
D739,782 S *	9/2015	Pettigrew	D11/152
D740,162 S *	10/2015	Pettigrew	D11/152
D740,163 S *	10/2015	Pettigrew	D11/152
D740,164 S *	10/2015	Pettigrew	D11/153
D740,165 S *	10/2015	Pettigrew	D11/153
2015/0319946 A1 *	11/2015	Center	A01G 9/02 47/62 R

Related U.S. Application Data

- (63) Continuation of application No. 29/488,536, filed on Apr. 21, 2014, now Pat. No. Des. 740,161.
- (51) **LOC (10) Cl.** **11-02**
- (52) **U.S. Cl.**
USPC **D11/152**
- (58) **Field of Classification Search**
USPC D5/5, 47, 60; D6/403-405; D7/586,
D7/587; D11/143-156, 164
CPC A01G 9/02; A01G 9/021; A01G 9/022;
A01G 9/024; A01G 9/025; A01G 9/026;
A01G 9/10; A01G 9/027; A01G 9/028
See application file for complete search history.

References Cited

U.S. PATENT DOCUMENTS

D10,087 S *	7/1877	Weeden	D5/47
D17,194 S *	3/1887	Osborne	D5/47
D30,258 S *	2/1899	Bierman	D5/47
879,753 A *	2/1908	Eckert	B65D 21/086 220/8

* cited by examiner

Primary Examiner — Elizabeth Albert

(74) *Attorney, Agent, or Firm* — Tucker Ellis LLP

(57) **CLAIM**

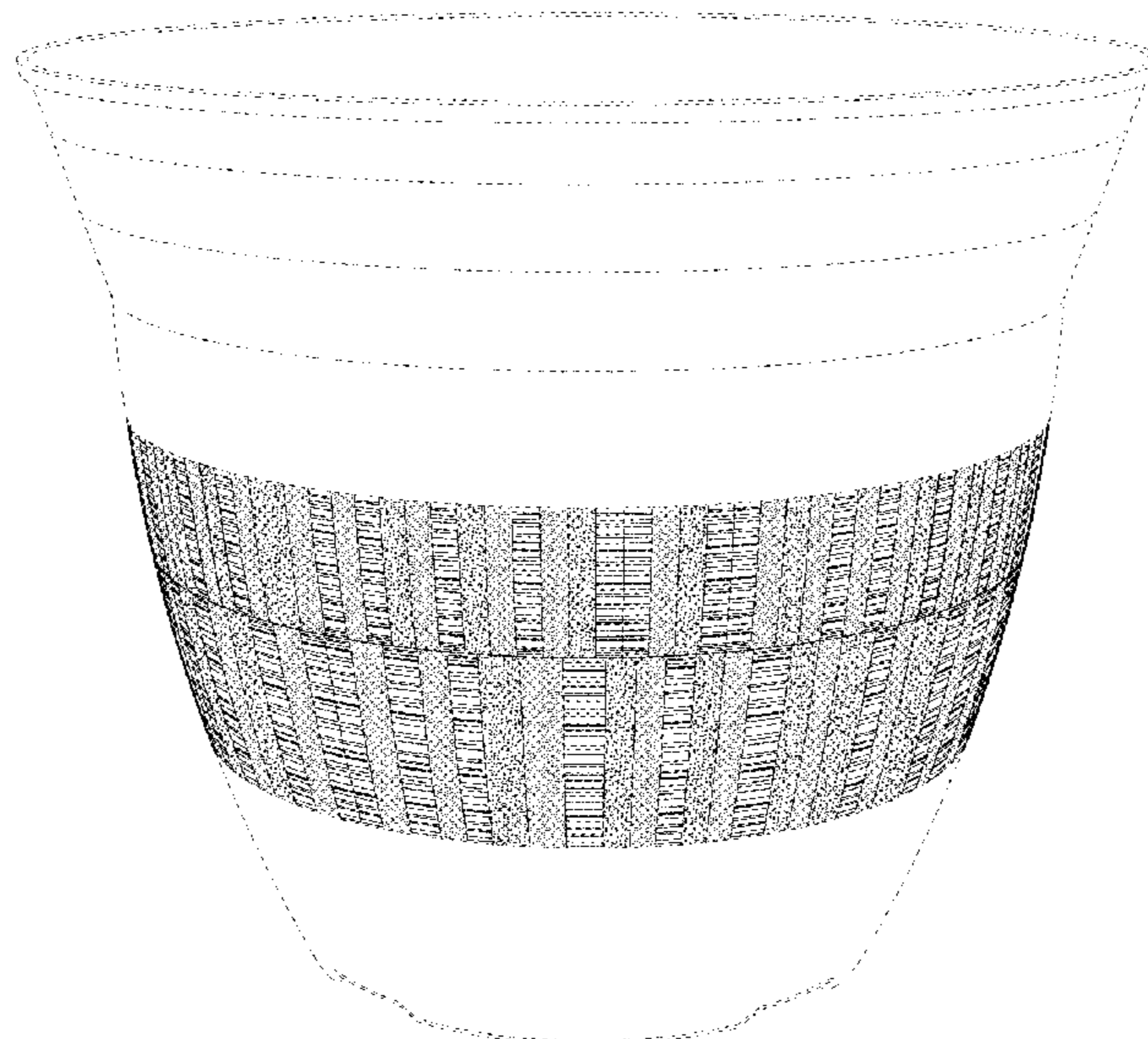
The ornamental design for a planter, as shown and described.

DESCRIPTION

FIG. 1 is a perspective view of a planter showing our new design;
 FIG. 2 is a front view thereof;
 FIG. 3 is a rear view thereof;
 FIG. 4 is a right side view thereof;
 FIG. 5 is a left side view thereof;
 FIG. 6 is a top view thereof; and,
 FIG. 7 is a bottom view thereof.

The broken lines are included to show portions of the planter that form no part of the claimed design.

1 Claim, 5 Drawing Sheets



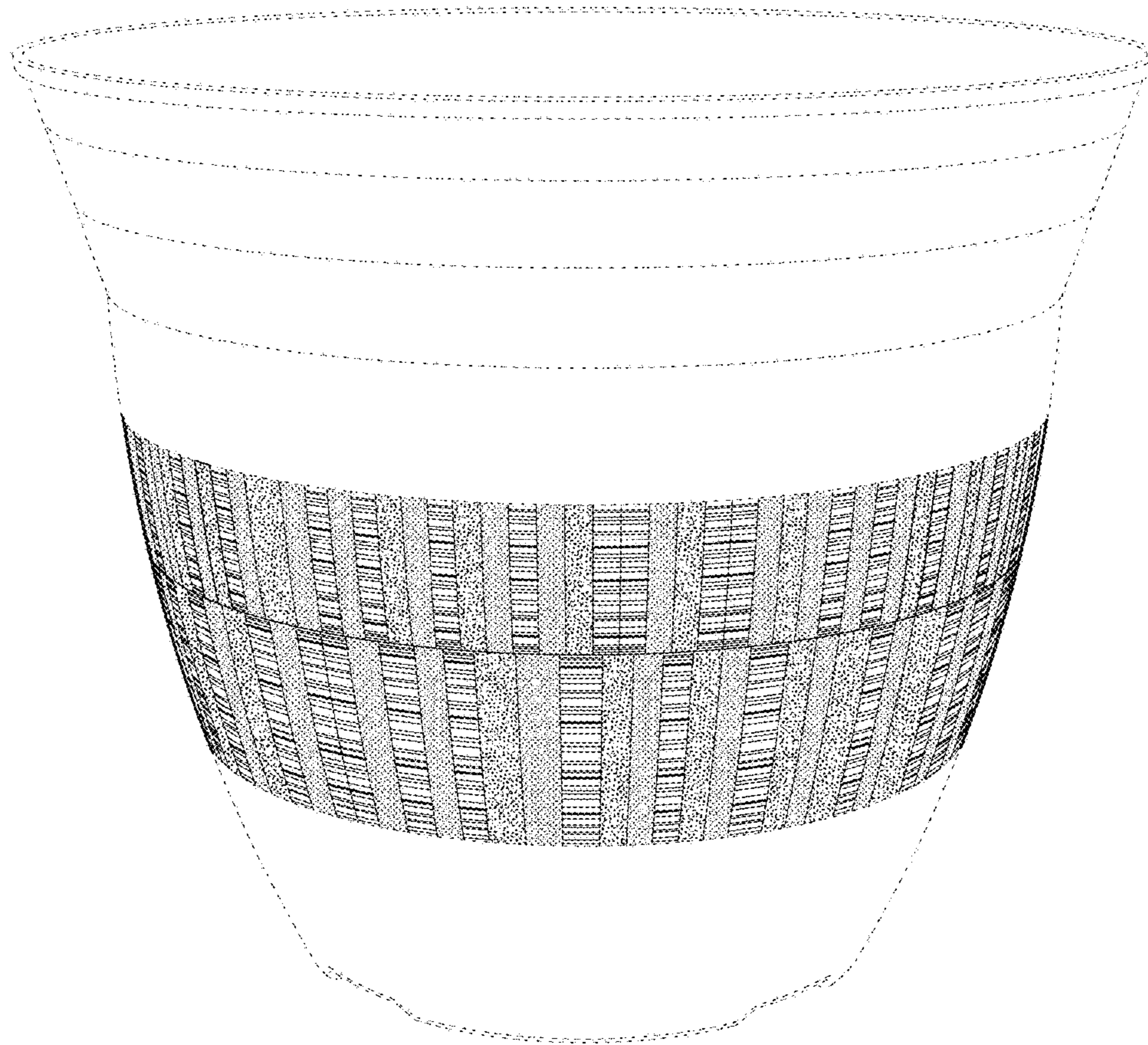


Fig. 1

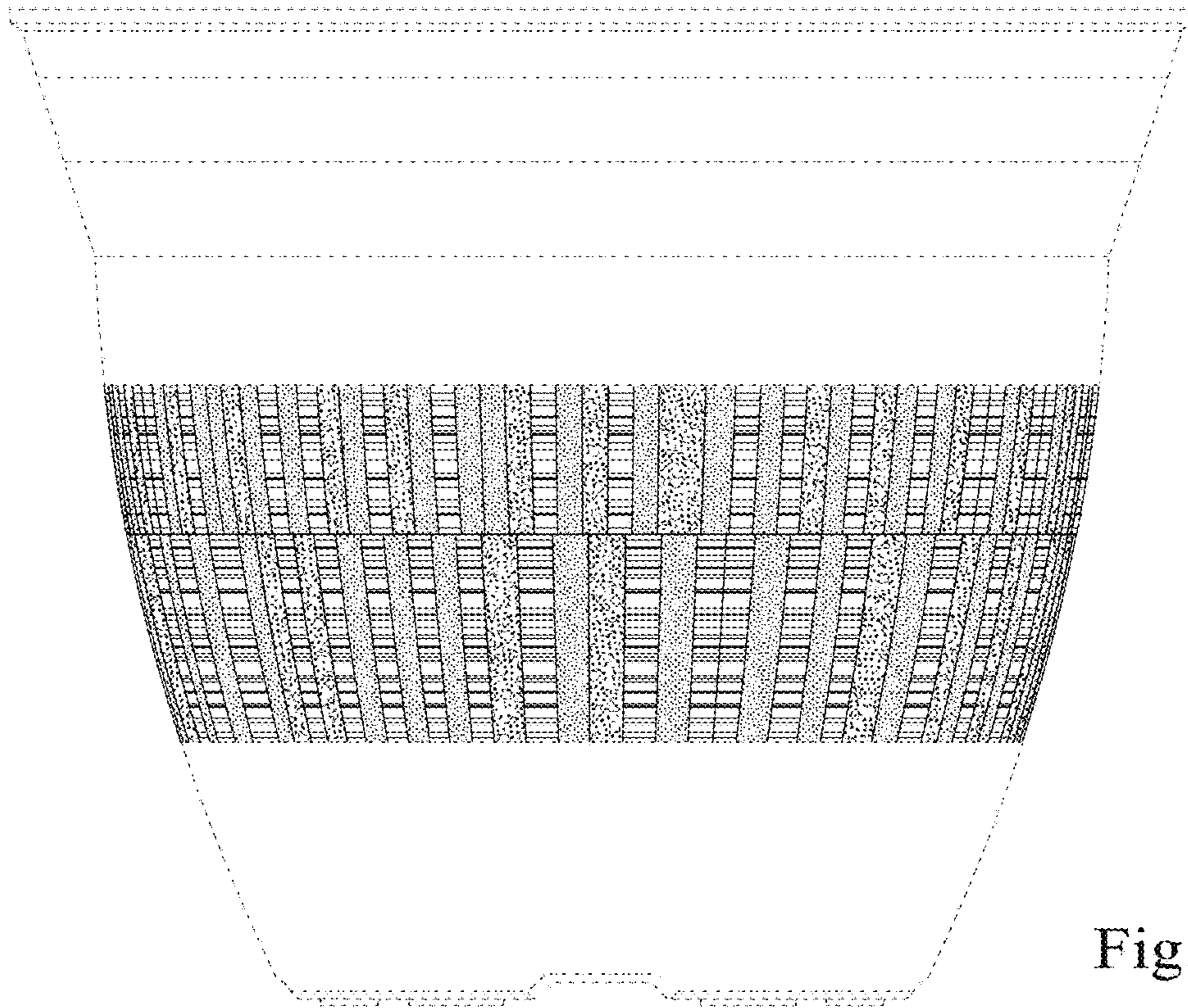


Fig. 2

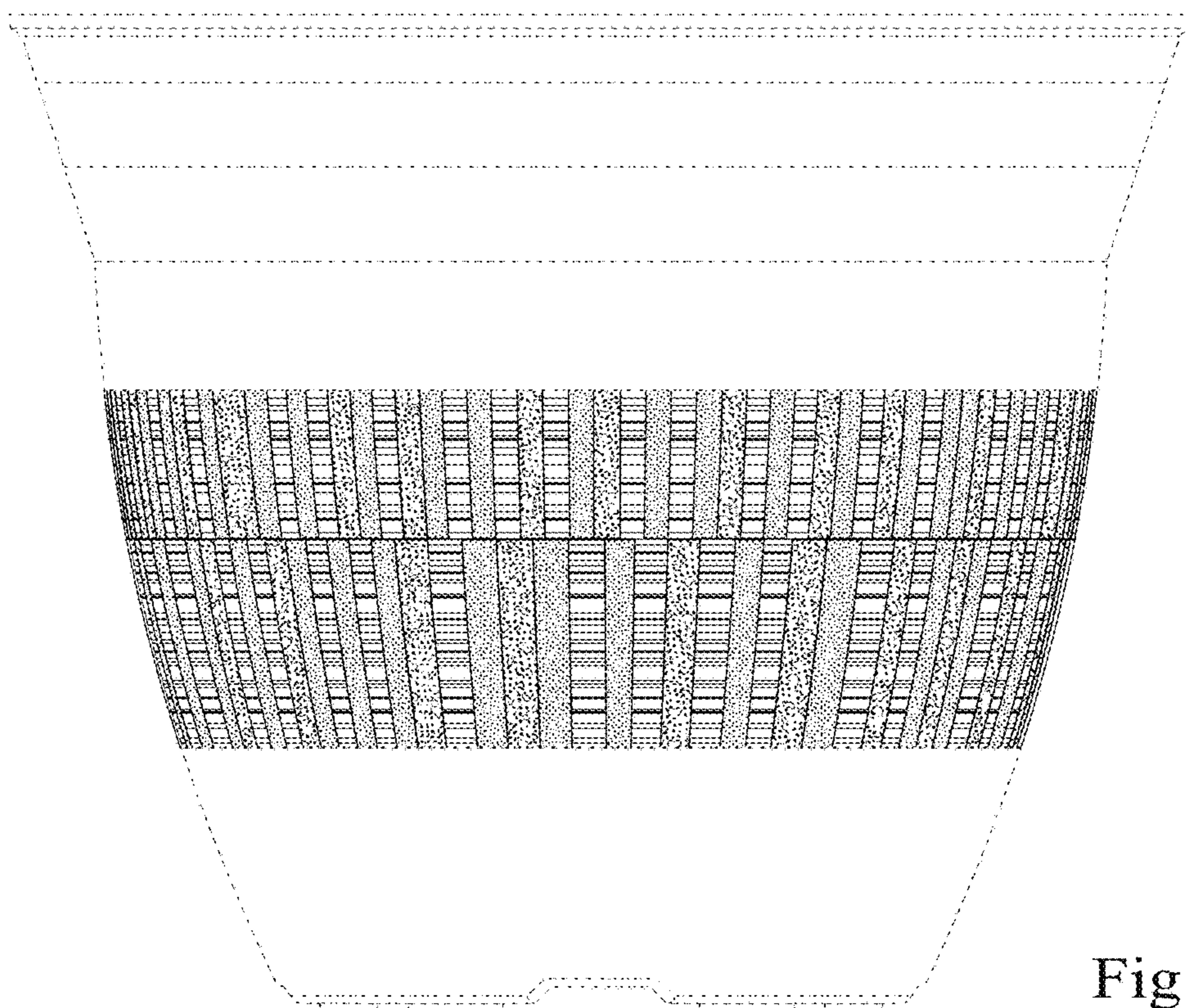


Fig. 3

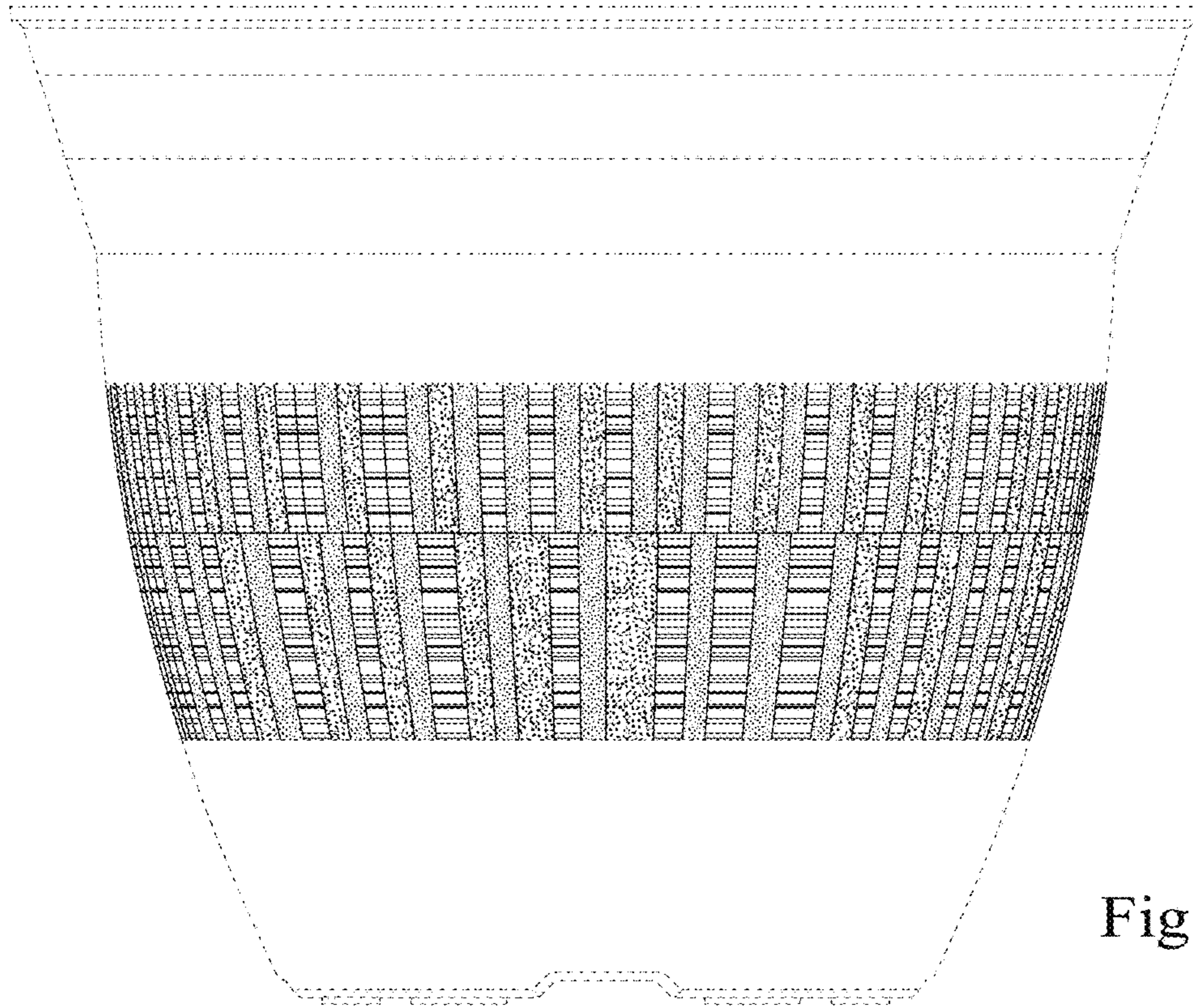


Fig. 4

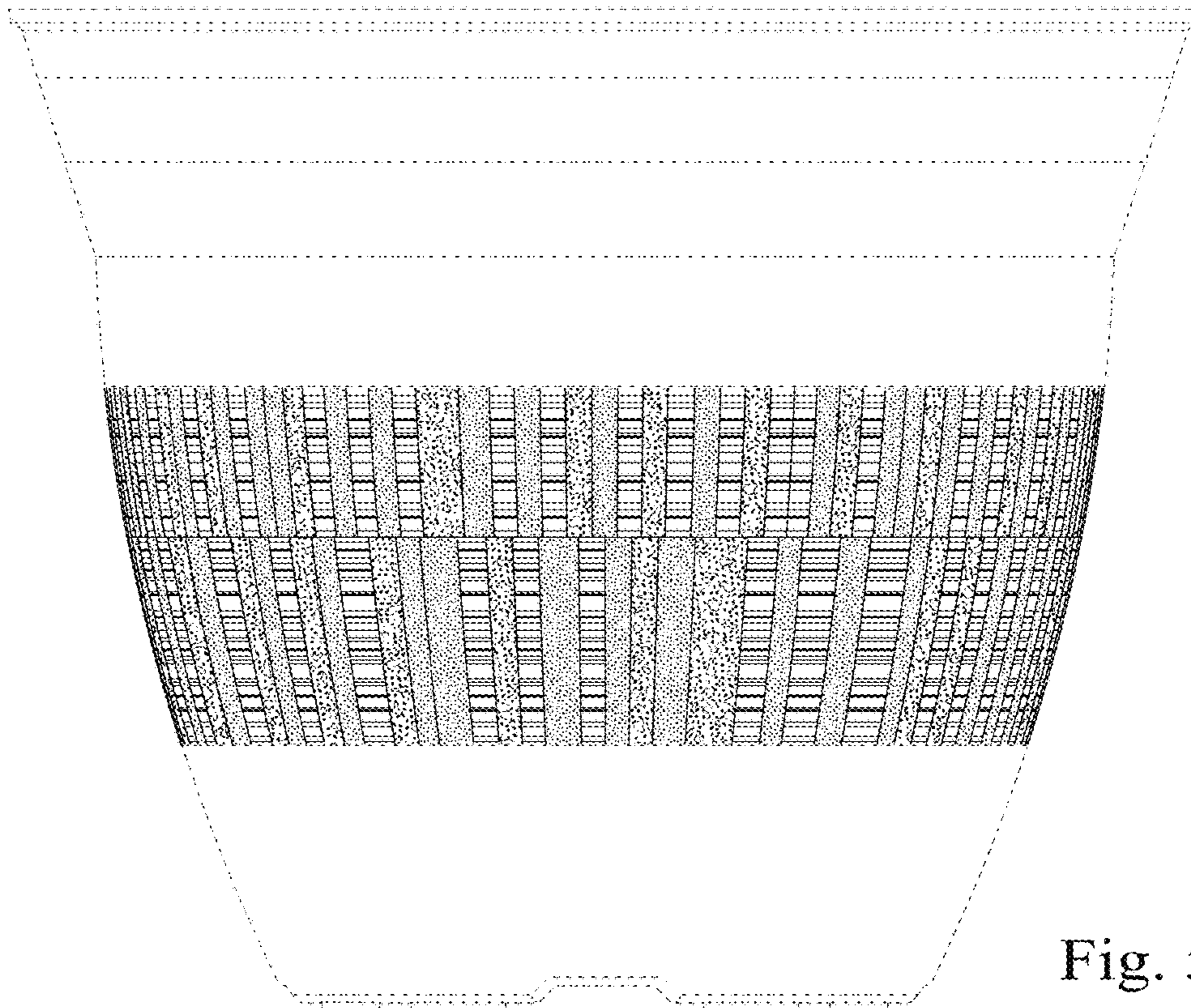


Fig. 5




Fig. 6

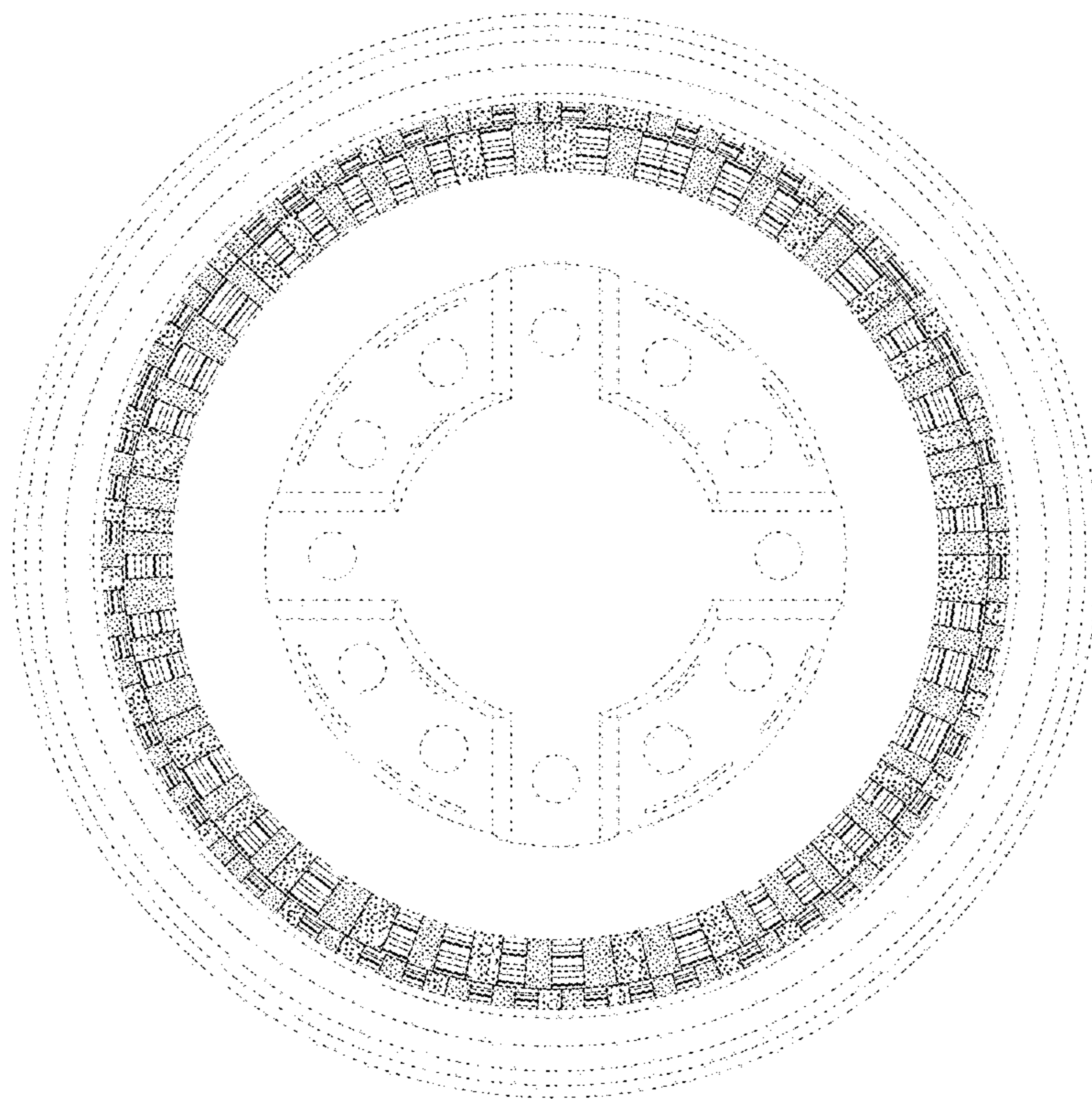


Fig. 7