



US00D789235S

(12) **United States Design Patent** (10) **Patent No.:** **US D789,235 S**
Krainz (45) **Date of Patent:** **** *Jun. 13, 2017**

(54) **JEWELRY RING**

- (71) Applicant: **Roland Krainz**, Brookfield, CT (US)
- (72) Inventor: **Roland Krainz**, Brookfield, CT (US)
- (73) Assignee: **KRAINZ CREATIONS, INC.**, New York, NY (US)
- (*) Notice: This patent is subject to a terminal disclaimer.
- (**) Term: **15 Years**
- (21) Appl. No.: **29/557,934**
- (22) Filed: **Mar. 14, 2016**

Related U.S. Application Data

- (63) Continuation-in-part of application No. 29/511,452, filed on Dec. 10, 2014, now Pat. No. Des. 755,665.
- (51) **LOC (10) Cl.** **11-01**
- (52) **U.S. Cl.**
USPC **D11/34; D11/91**
- (58) **Field of Classification Search**
USPC D11/1-45, 72-82, 86, 89-93
CPC ... A44C 5/0007; A44C 5/0015; A44C 5/0023;
A44C 5/003; A44C 5/0038; A44C
5/0053; A44C 5/0061; A44C 5/0069;
A44C 5/0084; A44C 5/0092; A44C 5/02;
A44C 5/022; A44C 5/025; A44C 5/04;
A44C 5/10; A44C 5/102; A44C 5/105;
A44C 5/107; A44C 5/12; A44C 5/14;
A44C 5/142; A44C 5/18; A44C 5/185;
A44C 5/20; A44C 5/22; A44C 5/2009;
A44C 5/2023; A44C 9/00; A44C 9/0038;
A44C 9/0046; A44C 9/0069; A44C
9/0084; A44C 9/02; A44C 17/00; A44C
17/003; A44C 17/007; A44C 17/02; A44C
25/00; A44C 25/001; A44C 25/002; A44C
25/004; A44C 25/005; A44C 25/007

See application file for complete search history.

(56) **References Cited**

U.S. PATENT DOCUMENTS

D513,204 S *	12/2005	Sandberg	D11/35
7,762,104 B2	7/2010	Lin		
D648,651 S	11/2011	Sin		
D680,897 S	4/2013	Li		
D684,085 S *	6/2013	Papadimitriou	D11/42
D687,337 S	8/2013	Kothari		
D693,726 S	11/2013	Kothari		
D701,137 S *	3/2014	Dholakiya	D11/34
D709,403 S	7/2014	Sanghvi		
D709,791 S	7/2014	Sanghvi		
D718,175 S *	11/2014	Ross	D11/92
D718,181 S *	11/2014	Kothari	D11/92
D743,296 S	11/2015	Mehta		
D754,025 S *	4/2016	Baid	D11/92
D755,665 S *	5/2016	Krainz	D11/91
2006/0185391 A1 *	8/2006	Golove	A44C 9/00 63/23

(Continued)

Primary Examiner — Cynthia Ramirez
Assistant Examiner — Llorellys Martinez-Rivera
 (74) *Attorney, Agent, or Firm* — Thompson Hine LLP

(57) **CLAIM**

The ornamental design for a jewelry ring, as shown and described.

DESCRIPTION

FIG. 1 is a top perspective view of a jewelry ring showing my new design;
 FIG. 2 is a front elevation view thereof, the rear elevation view being identical thereto;
 FIG. 3 is a right side elevation view thereof, the left side elevation view being identical thereto;
 FIG. 4 is a top elevation view thereof; and,
 FIG. 5 is a bottom elevation view thereof.

1 Claim, 4 Drawing Sheets



(56)

References Cited

U.S. PATENT DOCUMENTS

2006/0288734 A1* 12/2006 Savransky A44C 9/00
63/15
2015/0320154 A1* 11/2015 Nevatia A44C 5/00
63/15
2016/0286911 A1* 10/2016 Wachtmeister A44C 17/0208
2016/0353847 A1* 12/2016 Disinger A44C 9/00

* cited by examiner



FIG. 1



FIG. 2

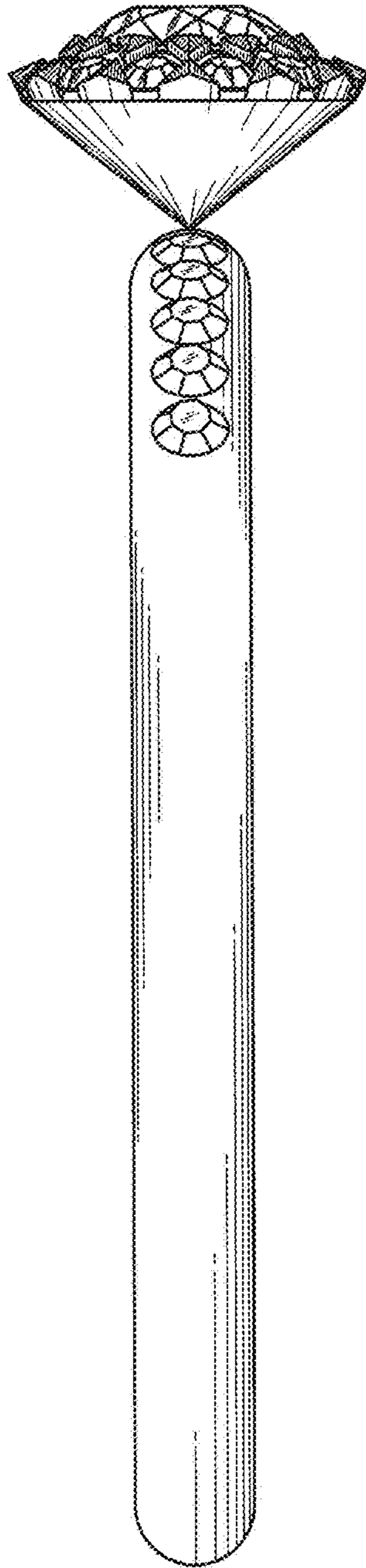


FIG. 3

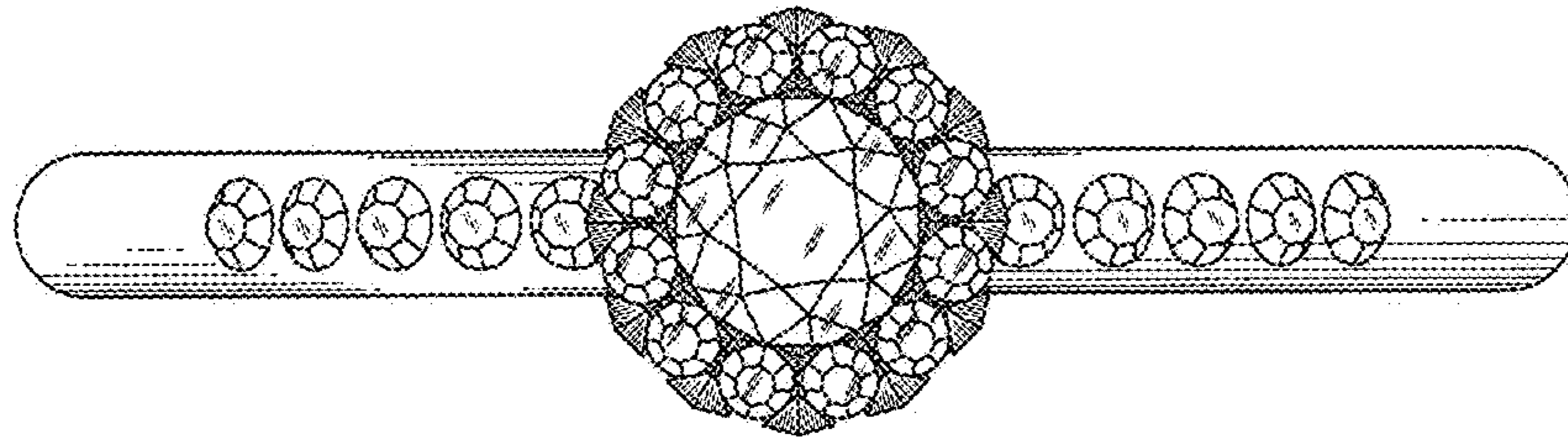


FIG. 4

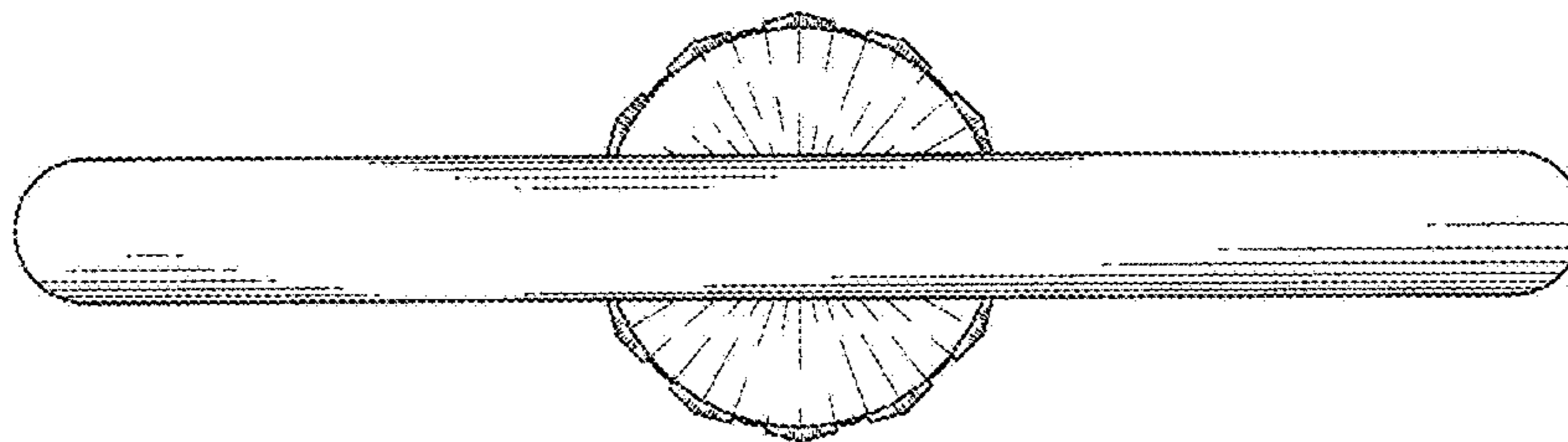


FIG. 5